



2019

Pocono Mountain Regional Police Annual
Report



Chief Christopher Wagner
Pocono Mountain Regional Police
Department
3/20/2020

Table of Contents:

Introduction	Page 3-4
PMRPC Representatives	Page 5
Pennsylvania County Maps	Page 6
Municipality Fact Sheets	Page 7-8
PA Consolidated Police Departments	Page 9
Employee Fact Sheet	Page 10
Department Employees	Pages 11-12
Organizational Chart	Page 13
Employee Fact Sheet	Page 14
Veteran and Educational Status	Page 15-16
Special Unit Activity	Page 17
Training	Pages 18-21
Partnerships	Page 22
Units of Service / Budget	Page 23-24
Mortgage	Page 24
Changes in Hours	Pages 25-26
Activity	Pages 27-28
Assigned Time Breakdown	Page 29-30
Funds Disbursed through District Courts	Pages 31-32
Municipality Hours / Activity Breakdown	Pages 33-37
Municipality Hourly Comparison	Pages 38-44
Municipality Activity Comparison	Pages 45-51
Purchased Vs. Actual Hours Breakdown	Pages 52-57
Managed Hours Breakdown	Pages 58-62
Municipality Hours Allocation	Pages 63-73
Allocated Time and UCR Trends	Pages 74-83
Uniform Crime Report Data	Pages 84-86
Monroe County Control Center Statistics	Pages 87-88
PMRPD Time Analysis	Pages 89-90
PMRPD Activity Trends	Pages 91-92
State Funded Programs	Page 93
Funds Dispersed through Ordinances	Pages 94-96
Fleet	Pages 97-99
NEPACTTF	Page 100
Pocono Mtn. Regional Police Foundation	Pages 101-103

To: The Chairman and members of the Pocono Mountain Regional
Police Commission
From: Chief Christopher Wagner
Subject: 2019 Annual Report

Introduction

To the members of the Pocono Mountain Regional Police Commission, I would like to take this opportunity to reflect on your continued support and success of the Pocono Mountain Regional Police Department during the 2019 year. In 2019, the make up of the Pocono Mountain Regional Police Commission remained intact from 2018. The make-up of the commission, as well as, the executive board contributes to the effective and efficient oversight of the Regional Department. Through experienced oversight, management, and trained, professional operational staff, we can deliver a high level of law enforcement services to our respective municipalities.

2019 was a year in which we brought on 5 new officers. As we have seen in law enforcement nationwide, hiring and retention have been an increasing challenge. We have met this challenge by trying different methods of advertising including the utilization of Policeapp.com. This application has expanded our reach and assisted us in weathering the trend of decreasing applicants. 2019 witnessed the largest group of new hires since 2009. 2019 also witnessed an increase of police service by 40 hours per week. This increase in requested service was split among the municipalities based upon their respective percentages.

The Pocono Mountain Regional Police experienced an increase in call volume from 2018 to 2019 by approximately 2.2%. The department also received the largest number of dispatches through the Monroe County Control Center (MCCC) data. This was the second year in a row that the PMRPD recorded the highest number of dispatches per MCCC. The call volume and dispatch demands make it essential to continue on a course of applying the proper amount of service hours to the public demand for law enforcement services. In order to supply the public with highly trained officers, the department continues to increase training hours. This increase in training has been consistent over the last 5 years with incremental increases to training hours. The department has now topped 10,000 training hours for 2019.

Our communities also witnessed a continued drop in our most serious crimes. Type 1 Uniformed Crime Reports (UCR) continued to drop and have been dropping for the past 5 years. Conversely, however, we have seen a 5 year increase in petty crime or type 2 UCR's. The Pocono Mountain Regional Police Department continues to evaluate different approaches to crime trends and we apply the tactics that have consistently proven to have a positive effect on

crime disorders. The Pocono Mountain Regional Police will continue to apply a best practices approach to law enforcement services through proactive and responsive community interactions.

The Pocono Mountain Regional Police continues to meet the needs of our municipalities through hiring, training, and deploying the best and brightest that our communities have to offer. Our officers remain motivated and seek time tested and innovative solutions to community problems. The Officers also employ a proactive approach through community events and interactions that ensure positive networking between our citizens and officers. Our goal and missions continues to be that of maintaining law, order and safe highways for our residents and visitors. We strive to ensure safe communities that will foster a better quality of life and nurture growth in our businesses. Respectively submitted:

Christopher Wagner

Chief Christopher Wagner

2019 Pocono Mountain Regional Police Commission

Tobyhanna Township (3)

- David Moyer (Chairman)
- David Carbone
- Brendon Carroll

Mount Pocono Borough (2)

- Claudette Williams (Secretary)
- Michael Penn

Tunkhannock Township (2)

- Fran DePiano (Vice Chairman)
- Juan Adams

Coolbaugh Township (3)

- Lynn Kelly
- Kurt Cummings (Treasurer)
- Anthony LaMantia

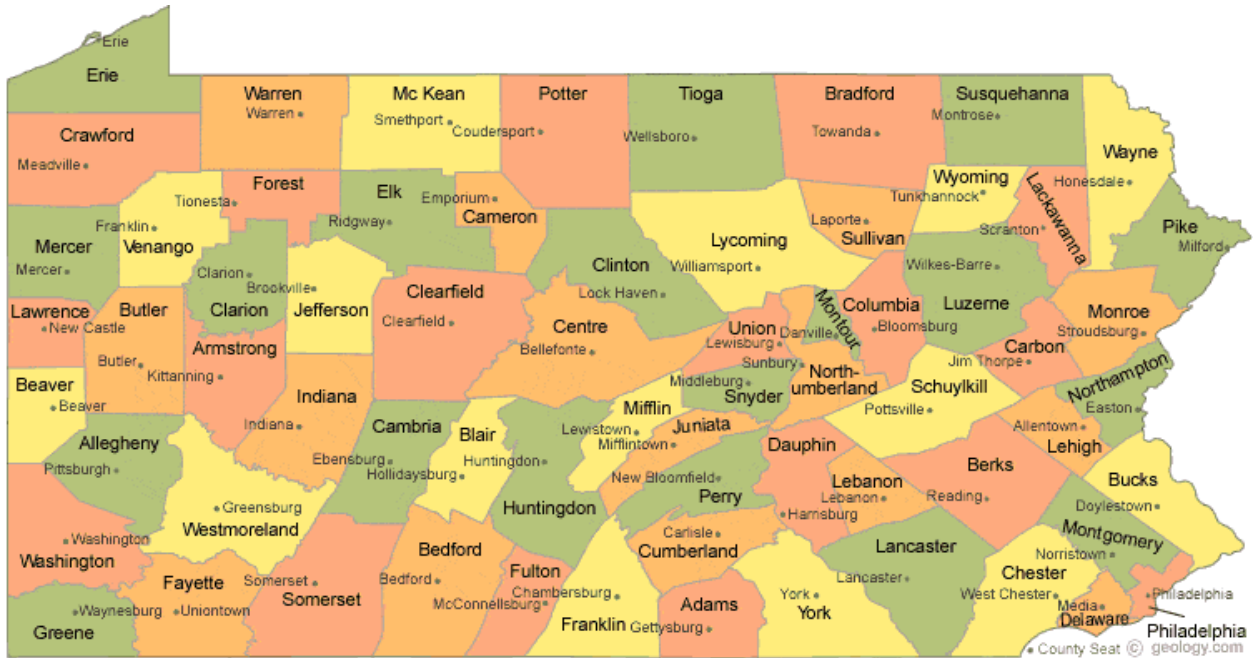
Barrett Township (1)

- John Seese

Solicitor:

Attorney Harry Coleman

Pennsylvania Counties



2019 Fact Sheet

Serving the communities of Tobyhanna Township, the Borough of Mount Pocono, Tunkhannock Township, Coolbaugh Township and Barrett Township.



The five municipalities of the Pocono Mountain Regional Police encompass approximately 228 square miles or 38% of the total land mass of Monroe County. We serve an approximate population of 43,057 or 25% of the population of Monroe County.

Pocono Mountain Regional Police

2019 Fact Sheet

Service Area	Square Miles	Road Miles	Municipal Roads	State Roads	Population Served
PMRPD TOTAL	228	335.1	195.17	142.93	43,057
Tobyhanna Township	50	88.68	50.06	38.62	8,484
Mount Pocono Borough	3	21.55	15.95	5.60	3,170
Tunkhannock Township	38	52.66	27.43	25.23	6,789
Coolbaugh Township	85	108.79	63.71	45.08	20,389
Barrett Township	52	63.42	38.02	25.40	4,225

*2018 Pennsylvania Consolidated Police Departments

Pennsylvania Consolidated Police Departments:

Number of Consolidated Agencies: 36

Number of Counties Served: 23

Number of Municipalities Served: 119

Number of Townships Served: 59

Number of Boroughs Served: 60

Number of School Districts Served: 2

Square Mileage Served: 1,556

Total Population Served: 606,970

Total Officers: 605 Full Time

120 Part Time

Average Officer per 1000 population: 1.1 Officer

PMRPD Average Officer per 1000 population: .94

Average cost per capita: \$161

PMRPD average cost per capita: \$138

* Data for 2019 consolidates police departments not released as of this report.

Employees

Employees	Start of 2019	End of 2019
Sworn Employees	38	41
Non-Sworn Employees	5	6

2019 New Hires: 6

Austin Price: 01/07/2019

Robert Ellis: 01/07/2019

Zachary Swingle: 01/07/2019

Joseph Apgar: 01/07/2019

Daniel Murgia: 01/07/2019

Mechanic John Fedish: 02/14/2019

2019 Promotions: 1

Jeffrey Papi: 12/10/2019

2019 Lateral Transfers: 0

2019 Retirements: 2

Officer Maurice Vaccaro: January 4, 2019

Corporal Steven Mertz: October 17, 2019

2019 Resignations: 0

2019 Separation: 0

2019 Pocono Mountain Regional Police Employee Listing

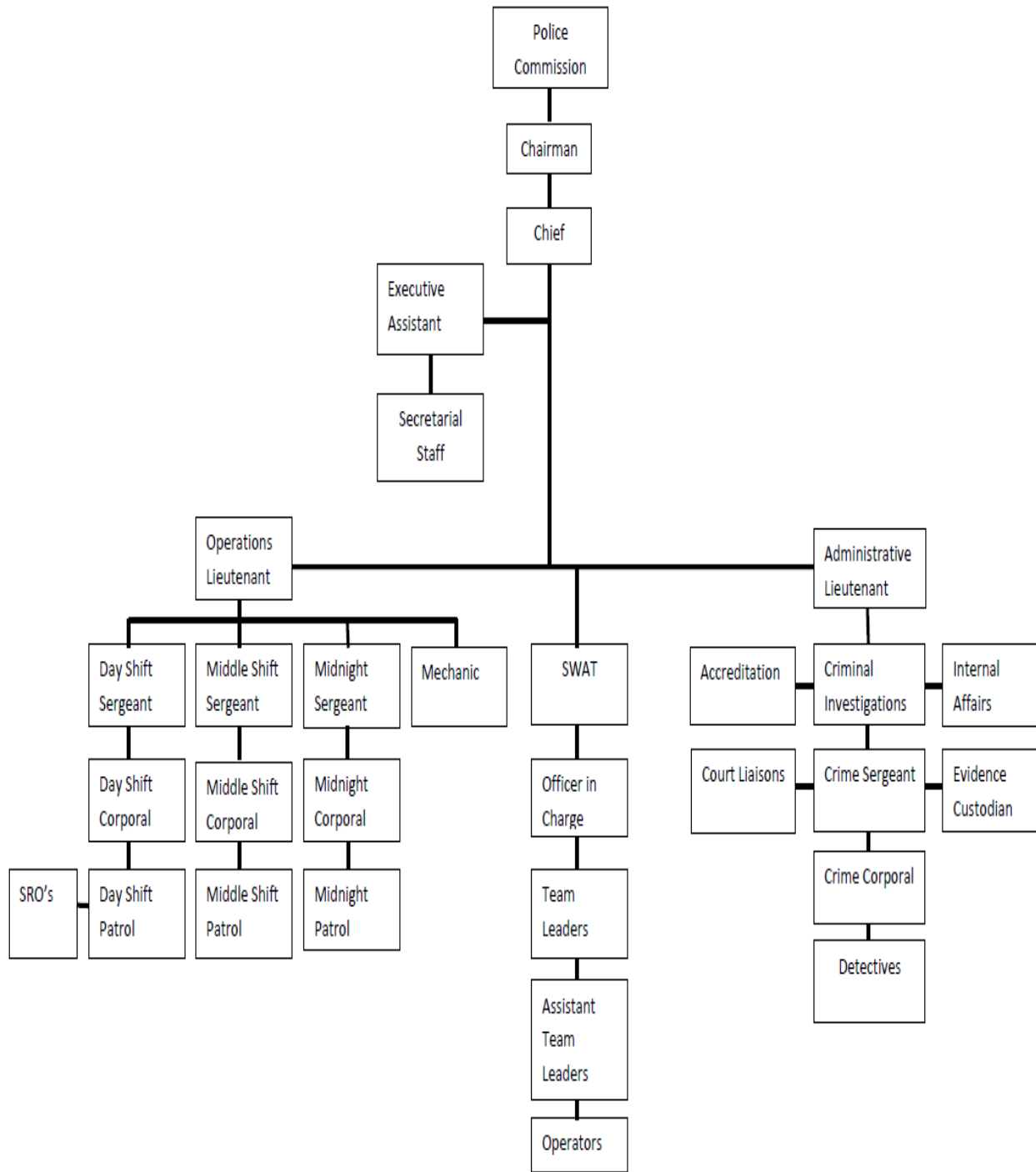
	Title	Badge	Name	Date of Hire	Date of Separation
1	Chief	1	Chris Wagner	6/13/1994	
2	Lieutenant	2	Kris Vogt	1/14/2002	
3	Lieutenant	3	Steve Williams	1/7/1995	
4	*Officer	11	Jeffrey Lutz	2/21/1994	2/28/2022
5	Detective	18	Christopher Boheim	1/2/1995	
6	*Detective Sgt.	23	Kenneth Lenning	3/29/1989	2/3/2020
7	*Detective	27	John Bohrman	7/22/1993	7/31/2021
8	**Corporal	28	Steven Mertz	2/12/1997	10/17/2019
9	Sergeant	32	Charles LaRue	11/16/1998	
10	Officer	33	Richard Michaels	2/15/1999	
11	**Officer	34	Maurice Vaccaro	6/7/1999	1/4/2019
12	Officer	35	Joseph Lutkowski	1/31/2000	
13	Detective/Cpl.	37	Lucas Bray	1/22/2001	
14	Officer	39	Daniel Jones	6/19/2002	
15	Corporal	41	Matthew Nero	1/20/2003	
16	School Res. Ofc.	43	Daniel Smelas	10/16/2003	
17	Detective	45	Michael Sciarillo	5/2/2005	
18	Officer	46	Scott Dunlap	6/1/2005	
19	Sergeant	47	Nicholas Mecca	6/5/2006	
20	Officer	49	Jeff Papi	9/20/2006	
21	Sergeant	50	David Posluszny	1/29/2007	
22	Officer	53	Keith Eichler	7/30/2007	
23	Officer	54	Derek Metzger	2/19/2008	
24	Detective	57	Kyle VanNote	8/4/2008	
25	Officer	58	Donald Scarfo	2/2/2009	
26	School Res. Ofc.	60	Erica Burk	2/2/2009	
27	Corporal	61	Robert Miller	2/2/2009	
28	Officer	63	Derek Chaffee	2/2/2009	
29	School Res. Ofc.	65	Jason Wile	8/3/2009	
30	Officer	67	Jesse Bohrman	8/4/2014	
31	Officer	68	Robert Sheranko	9/1/1998	
32	Detective	70	Ryan Venneman	5/1/1999	
33	School Res. Ofc	71	William Carey	8/1/2000	
34	Officer	74	Carmine Saprana	8/31/2015	
35	Officer	75	Michael Benner	2/1/2016	
36	Officer	77	Jack Apgar	10/31/2016	
37	Officer	78	Eric Johnson	1/2/2017	

2019 Pocono Mountain Regional Police Employee Listing

	Title	Call Sign	Name	Date of Hire	Date of Separation
37	Officer	81	Nathanial Edmonds	4/9/2018	
38	Officer	82	Joshua Soto	4/9/2018	
39	# Officer	83	Austin Price	1/7/2019	
40	# Officer	84	Robert Ellis	1/7/2019	
41	# Officer	85	Zachary Swingle	1/7/2019	
42	# Officer	86	Joseph Apgar	1/7/2019	
43	# Officer	87	Daniel Murgia	1/7/2019	
1	Exec. Assistant		Kathy Matisak	8/15/1988	
2	Records Manager		Barb Wieand	1/14/2002	
3	Secretary		Laura Deane	6/19/2006	
4	Secretary		Marianne Avosso	6/11/2007	
5	Admin. Assistant		Susan Kopp	2/2/2009	
6	# Mechanic		John Fedish	02/12/2019	

- * - Drop Program
- ** - Retirement
- *** - Resignation
- *****-Transfer
- # - New Hire

2019 Pocono Mountain Regional Police Organizational Chart



Pocono Mountain Regional Police

2019 Fact Sheet

Sick Time:

10 members of the PMRPD used no sick time during 2019. These Officers were: Lieutenants Steve Williams and Kris Vogt, Sergeant David Posluszny, Corporal Matt Nero, Officers Josh Soto, Austin Price, Robert Ellis, Zach Swingle, Joseph Apgar and Daniel Murgia.

The number of sick days taken during 2019 by all officers was 152 for an average of 3.5 days per officer. Sick time was up from 2018, by 79%. Overall, sick time was still below 2017 numbers by 30%.

The number of sick days taken for non-sworn employees was 57. The average number of sick days for the non-sworn members was 11 sick days per employee. This was up from 2018 by 41%.

Commendations:

2 commendations were given out this year to the following Officers:

To Detective Corporal Lucas Bray and Detective John Bohrman for their investigation, arrest and conviction in the homicide of Morgan McGee (Incident 17-007240). The investigation initiating on 7/11/2017 in Coolbaugh Township. The defendant entered a plea of Nolo-Contedre on 10/15/2018 to homicide in the first degree.

Pocono Mountain Regional Police

2019 Fact Sheet

Higher Education and Veteran Status: The Pocono Mountain Regional Police has a strong history of hiring officers from diversified background and educational experiences. The Department recognizes the commitment and sacrifice of our veterans and those who have obtained higher educational degrees. The Pocono Mountain Regional Police Department also encourages officers to further their education in the field of criminal justice through higher education and our tuition reimbursement program. The following Officers have earned degrees in higher education and/or have served in our armed forces.

Veterans:

Officer	Branch	Years of Service
Sergeant Charles LaRue	United States Marine Corp.	4
Officer Richard Michaels	United States Navy	4
Officer Donald Scarfo	United States Army / PA National Guard	2 / 10
Officer Jason Wile	United States Marine Corp.	4
Officer Jack Apgar	United States Army	4
Officer Robert Ellis	United States Marine Corp.	9
Officer Zach Swingle	PA National Guard	6
Officer Joseph Apgar	United States Marine Corp.	4

Higher Education:

Officer	Degree	Field
Chief Chris Wagner	Masters Degree	Legal Studies in Criminal Justice
Corporal Robert Miller	Masters Degree	Forensic Investigations
Officer Daniel Jones	Masters Degree	Criminal Justice Administration
Officer Derek Chaffee	Masters Degree	Criminology / Criminal Justice Studies
Officer Josh Soto	Masters Degree	Criminal Justice
Detective Corporal Lucas Bray	Bachelors Degree	Criminal Justice
Corporal Jeff Papi	Bachelors Degree	Criminal Justice
Detective Kyle VanNote	Bachelors Degree	Criminal Justice Administration
Officer Joseph Lutkowski	Bachelors Degree	Criminal Justice
Officer Daniel Smelas	Bachelors Degree	Criminal Justice
Officer Derek Metzger	Bachelors Degree	Sociology
Officer Jesse Bohrman	Bachelors Degree	History

Officer Nate Edmonds	Bachelors Degree	Criminal Justice / Homeland Security
Officer Austin Price	Bachelors Degree	Criminal Justice
Officer Michael Parrent	Bachelors Degree	Administration of Justice
Lieutenant Kris Vogt	Associates Degree	Criminal Justice
Detective Don Scarfo	Associates Degree	Criminal Justice

Pocono Mountain Regional Police

2019 Fact Sheet

Canine Activity:

Corporal Matt Nero / K9 Creed: *120 deployments

- \$91,317 US Currency
- 1,295 bags of Heroin
- 1 lbs of Marijuana
- 98 grams of Cocaine
- 340 grams of Crack Cocaine
- 2 grams of Ecstasy
- 1.3 lbs. of Methamphetamine
- 5 guns

7 assists
12 apprehensions
1 bite
18 community events

Officer Joe Lutkowski / K9 Hilo: *117 deployments

- \$858 US Currency
- 300 bags of Heroin
- 6.5 lbs. of Marijuana
- 7 grams of Cocaine
- 15 grams of Methamphetamine
- 1 gun

6 assists
6 apprehensions
0 bites
5 community events

* Weights are approximations.

SWAT Activity: 2 Team Activations: 1 in Tunkhannock Township
1 in Coolbaugh Township

Pocono Mountain Regional Police

2019 Fact Sheet

Training:

The Pocono Mountain Regional Police Department strives to provide as much training as possible, given the responsibilities of a law enforcement organization, in relation to the budget allocation. In 2019, the Department budgeted \$31,675.51 towards training and \$9,987.15 towards tuition reimbursement. This training allocation is disbursed between department staff to keep up with the ever-increasing responsibilities of initial and continuing education.

All officers are required to attend the Municipal Police Officer Education and Training Commissions (MPOETC) mandatory updates. The department has initiated a select number of officers conducting the mandatory updates on-line. The on-line training has been found to be more efficient for overall department operations. The department must also maintain required certifications and re-certifications for departmental trainers. We also conduct mandatory in-house training requirements that take place throughout the year. The Pocono Mountain Regional Police Department received the following training for various officers during 2019:

- 1) ACT 120 Mandatory Updates
- 2) Act 120 Certification
- 3) Workplace Safety Committee Training
- 4) CPR training
- 5) First Aid training
- 6) Specialized Vehicle Training
- 7) Pennsylvania Chiefs of Police Conference
- 8) Pennsylvania Labor Relations Conference
- 9) Basic Operation of in-car camera systems
- 10) Workplace Safety Committee
- 11) Cody Connect Records Management Conference
- 12) Commonwealth Law Enforcement Assistance Network
- 13) Crisis Intervention Team Training
- 14) Suicide Prevention Gatekeeper Training

Pocono Mountain Regional Police

2019 Fact Sheet

Training Continued:

- 15) Medical Marijuana Workshop
- 16) Naloxone Training
- 17) Basic School Resource Officer Training
- 18) Below 100
- 19) Firearms
- 20) Anti-Government Extremism
- 21) Use of Force
- 22) Total Control Intermediate Motorcycle Riding Course
- 23) Motorcycle Operator in-house
- 24) K9 Certification
- 25) Blueline K9 Training
- 26) In-house K9 Training
- 27) Hostage Negotiations Seminar
- 28) Accident Reconstruction Seminar
- 29) Event Recorder for Traffic Accident Reconstruction
- 30) PA Narcotics Officer Association Conference
- 31) Police Executive Development Program (POLEX)
- 32) Police Supervisor In-Service Training (POSIT)
- 33) Woodland Operations
- 34) Basic Active Shooter level 1
- 35) Urban Sniper
- 36) Monthly Marksmen Training
- 37) Hostage Rescue
- 38) Breaching
- 39) Basic SWAT
- 40) Standard Field Sobriety Training Instructor

Pocono Mountain Regional Police

2019 Fact Sheet

Training Continued:

- 41) Mental Health First Aid
- 42) Carbine Marksmanship
- 43) Pistol Marksmanship
- 44) Facial Recognition Policy
- 45) JNET Overview of Facial Recognition
- 46) Child Passenger Safety
- 47) ICS 700
- 48) ICS 100
- 49) ICS 200
- 50) Substance Abuse Prevention for First Responders
- 51) Responding to Veterans in Crisis
- 52) North American Police Working Dog Association Conference
- 53) Video Examinations for Investigators
- 54) Delivering Death Notifications
- 55) Quarterly Crisis Negotiations Training
- 56) Keeping Officers Safe on Roadway Operations
- 57) Responding to Domestic Violence Calls
- 58) Conviction Integrity
- 59) Taser Crew Instructor Certification
- 60) DUI Checkpoint Refresher
- 61) Standard Field Sobriety Testing Refresher
- 62) Unknown Risks Vehicle Stops
- 63) Basic Crime Scene Investigation
- 64) Interviewing / Handling Deception
- 65) Interviewing / Body Language
- 66) Interviewing / Strategies and Questions

Pocono Mountain Regional Police

2019 Fact Sheet

Training Continued:

- 67) Interviewing / Questioning Techniques
- 68) In-House Firearms
- 69) Field Training Officer
- 70) National School Resource Officer Conference
- 71) ENRADD Wireless System
- 72) Autism Recognition for First Responders
- 73) PA Vehicle Inspection Regulations
- 74) Emergency Vehicle Operations Course
- 75) Local Limited Access

Pocono Mountain Regional Police Partnerships

Partnership:

1) Pocono Mountain School District – School Resource Officer (SRO) Program

- The Pocono Mountain Regional Police Department currently has 4 SRO's within the Pocono Mountain School District (PMSD). These Officers are currently positioned within 4 main buildings within the district and rotate on occasion.
- PMSD has reimbursed the PMRPD \$390,924 for the SRO program in 2019.
- PMSD has reimbursed the PMRPD \$25,963.81 for extra duty assignments.

2) Drug Enforcement Administration Task Force

- The Pocono Mountain Regional Police continued its partnership with the DEA Task Force in 2019.
- Detective Michael Sciarillo continued as the PMRPD DEA task force representative
- The PMRPD has been reimbursed \$12,016.36 for overtime in 2019.
- The PMRPD has received \$14,302.27 in asset forfeiture during 2019.

3) Monroe County Drug Task Force

- The Pocono Mountain Regional Police continues to participate in the Monroe County Drug Task Force (MCDTF).
- The MCDTF has reimbursed the PMRPD \$2,970.04 for overtime in 2019.

4) Northeast Pennsylvania Counter Terrorism Task Force (NEPACTTF)

- The PMRPD continues to participate in the NEPACTTF
The NEPACTTF has purchased various equipment and provided training for PMRPD SWAT Operations.
- The total cost for the equipment and/or training provided by the NEPACTTF for 2019 was \$ 9,398.

5) Pocono Mountain Regional Police Foundation (PMRPF)

- The PMRPD continues to receive support through the Pocono Mountain Regional Police Foundation. In 2019, the PMRPF purchased equipment for and reimbursed the department a total of \$16,627.98 (see pages 101-103).

Pocono Mountain Regional Police

2019 Fact Sheet

Units of Service:

The Pocono Mountain Regional Police uses a unit of service concept whereby municipalities purchase a requested number of hours by unit. A unit of service is equal to 10 hours of service. This unit of service is known as a Police Protection Unit or PPU. The 2019 cost per PPU was \$40,751.04. Officers activity is tracked through the submission of their activity reports. Through the data obtained in these reports, time spent on police activity within our municipalities is broken down and applied to the number of hours requested. This activity is reflected and presented monthly at our police commission meetings.

2019 Budget Hours Breakdown

2018 Total Hours Available per Week: 1440

2019 Total Hours Available per Week: 1480

2018 Total Hours Available per Day: 205.71

2019 Total Hours Available per Day: 211.42

Monthly Hours Days per Month

Municipality	2018 Hours	2019 Hours	2019 %	28	30	31
Tobyhanna	442.3	454.6	30.72	1,818.5	1,948.4	2,013.3
Mt. Pocono	174.6	179.5	12.13	718.0	769.3	795.0
Tunkhannock	165.3	169.9	11.48	679.5	728.1	752.4
Coolbaugh	533.8	548.6	37.07	2,194.4	2,351.2	2,429.5
Barrett	124	127.4	8.61	509.6	546.0	564.3
Totals	1440	1480	100	5,919.7	6,342.6	6,554.02

2019 Total Income: **\$7,578,359.90**

2019 Total Expenses: **\$7,578,359.90**

2019 Unit of Service Cost: **\$40,751.04**

Pocono Mountain Regional Police 2019 Fact Sheet

2019 Budget / Mortgage – Municipal Breakdown

Municipal Budget Contributions:

Tobyhanna Township: \$1,852,770.30

Mount Pocono Borough: \$731,578.90

Tunkhannock Township: \$692,376.40

Coolbaugh Township: \$2,235,145.43

Barrett Township: \$519,282.30

Mortgage:

2019 Total Mortgage Paid: \$107,800.08

2019 Total Principal Paid: \$99,789.90

2019 Total Interest Paid: \$8,010.18

Remaining Balance: \$261,438.80

2019 Municipal Mortgage Contributions (Jan 2019 – Dec 2019):

***Tobyhanna Township:** 0% / \$0

Mount Pocono Borough: 31.08% / \$33,505.44

Tunkhannock Township: 33.78% / \$36,418.92

Coolbaugh Township: 35.13% / \$37,875.72

****Barrett Township:** 0% / \$0

*Tobyhanna Township paid off their portion of the mortgage in October 2017.

**Barrett Township as part of the regionalization process does not pay a mortgage contribution and does not have equity interest in the PMRPD building.

Pocono Mountain Regional Police

2019 Fact Sheet

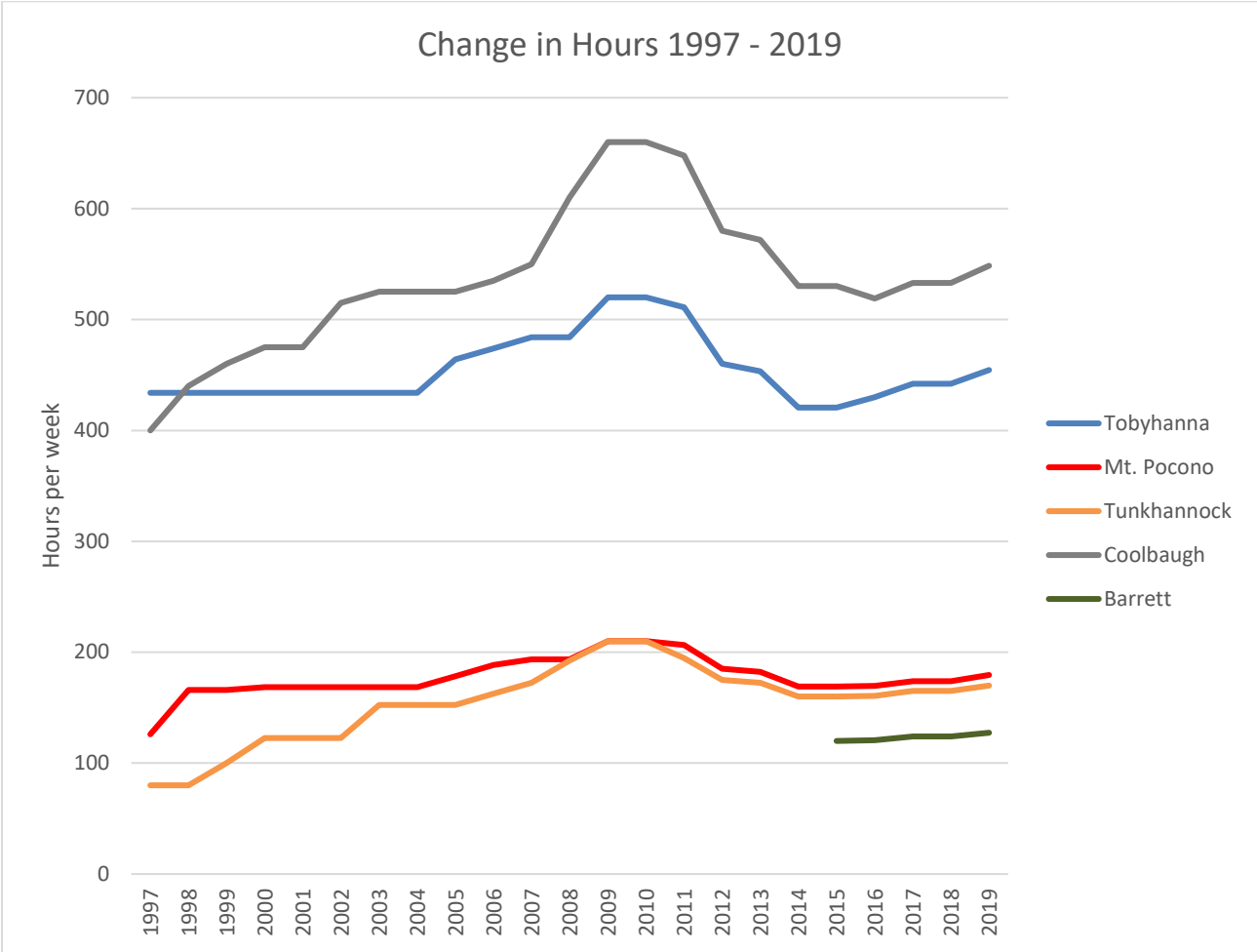
Change In Hours 1997 - 2019

Year	Tobyhanna Twp	Mt. Pocono	Tunkhannock Twp	Coolbaugh Twp	Barrett Twp	Change in hours
1997	434	126	80	400	N/A	1040 Total
1998	434	166	80	440	N/A	+80 / 1120 Total
1999	434	166	100	460	N/A	+ 40 / 1160 Total
2000	434	168.5	122.5	475	N/A	+ 40 / 1200 Total
2001	434	168.5	122.5	475	N/A	0 / 1200 Total
2002	434	168.5	122.5	515	N/A	+ 40 / 1240 Total
2003	434	168.5	152.5	525	N/A	+ 40 / 1280
2004	434	168.5	152.5	525	N/A	0 / 1280
2005	464	178.5	152.5	525	N/A	+ 40 / 1320
2006	474	188.5	162.5	535	N/A	+40 / 1360
2007	484	193.5	172.5	550	N/A	+40 / 1400
2008	484	193.5	192.5	610	N/A	+ 80 / 1480
2009	520	210	210	660	N/A	+ 120 / 1600
2010	520	210	210	660	N/A	0 / 1600
2011	511	206.5	194.6	647.9	N/A	- 40 / 1560
2012	460	185	175	580	N/A	- 160 / 1400
2013	453.47	182.3	172.5	571.73	N/A	- 20 / 1380
2014	420.61	169.09	160.00	530.30	N/A	- 100 / 1280
2015	420.61	169.09	160.00	530.30	120.00	1400 Total
2016	430	169.7	160.7	519	120.6	0 / 1400
2017	442	174	165	533	124	+ / 1440
2018	442	174	165	533	124	0 / 1440
2019	454.6	179.5	169.9	548.6	127.4	+40 / 1480

Increase

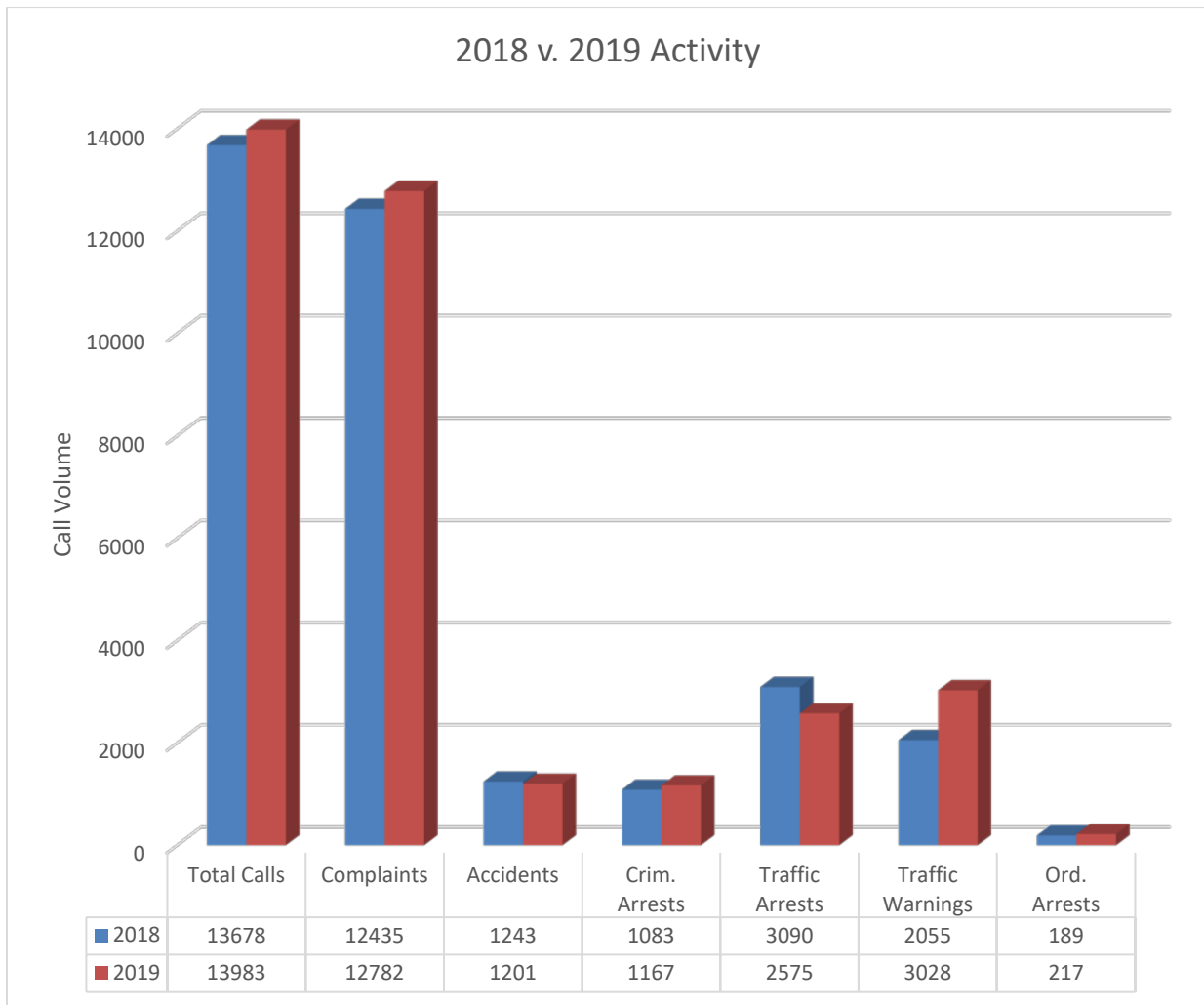
Decrease

Pocono Mountain Regional Police 2019 Fact Sheet



Pocono Mountain Regional Police Department 2018 vs. 2019 Activity

	2018	2019	Increase / Decrease	Percentage
Total Calls	13678	13983	+305	+ 2.22%
Complaints	12435	12782	+347	+2.79%
Accidents	1243	1201	-42	-3.29%
Criminal Arrests	1083	1167	+84	+7.75%
Traffic Arrests	3090	2575	-515	-16.66%
Traffic Warnings	2055	3028	+973	+47.27%
Ordinance Arrests	189	217	+28	+14.81%



Pocono Mountain Regional Police Department

2019 Total Activity

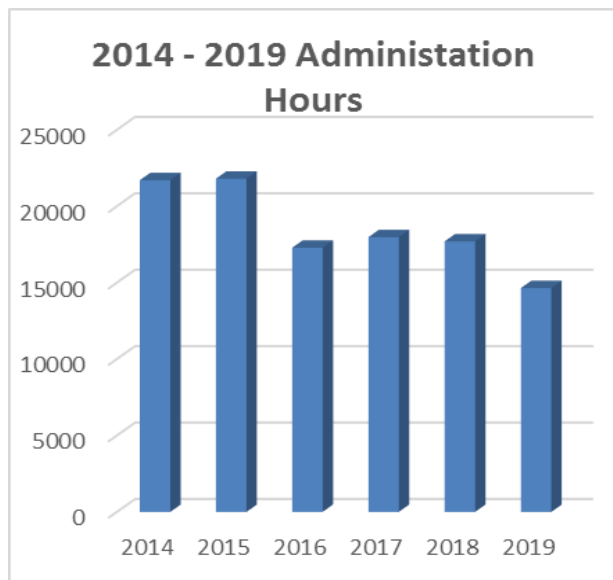
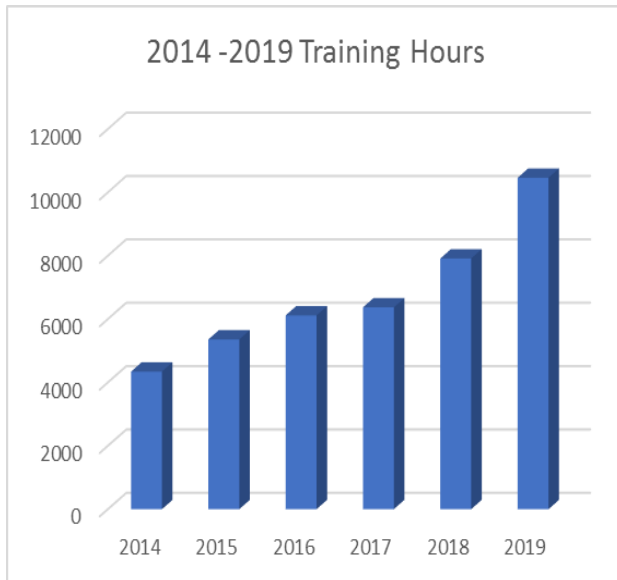
Hours

Activity

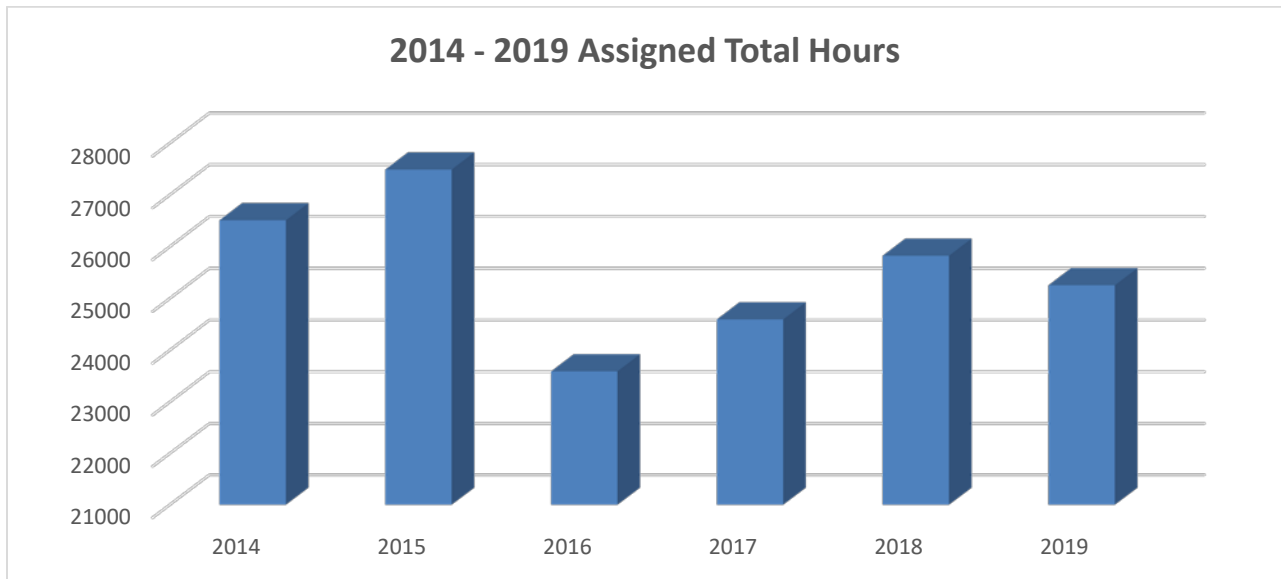
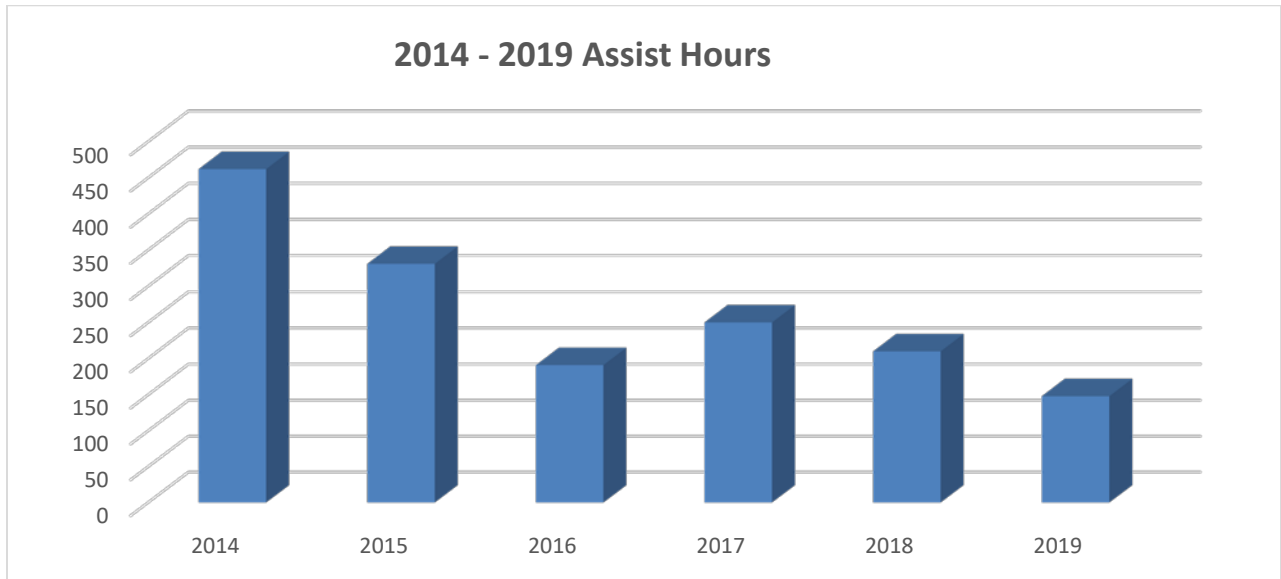
	Patrol	Investigations	Speed Timing	Court	Assigned	Complaints	Accidents	Criminal Arrests	Traffic Arrests	Warning	Ord. Arrests
January	1840	2364	5	293	2050	993	109	105	161	161	12
February	1787	1947	6	192	987	908	96	81	224	228	14
March	2041	2108	6	313	2087	939	88	93	374	327	21
April	1552	2282	13	223	2273	1072	79	99	204	188	8
May	1655	2200	35	219	2445	1131	108	93	250	227	22
June	1716	1907	32	238	2450	1145	104	101	200	239	12
July	2023	2834	40	224	1434	1298	91	118	210	206	18
August	2058	2353	30	306	1808	1204	101	96	144	185	5
September	1694	2344	13	229	2062	1060	89	114	99	123	17
October	2001	2237	42	287	1986	1028	112	91	286	336	31
November	2119	1797	33	213	2180	996	102	79	249	471	25
December	2135	1792	5	130	2491	1008	122	97	174	337	32
Total	22621	26166	260	2866	25254	12782	1201	1167	2575	3028	217

Pocono Mountain Regional Police Assigned Time Breakdown

	Training	Administration	Assists	Total
January	1124.78	915	10.77	2050.55
February	1121.09	855.27	11.08	1987.44
March	1145.56	932.2	9.08	2086.84
April	1505.65	755.62	11.7	2272.97
May	1269.25	1152.72	22.8	2444.77
June	1132.77	1310.42	7.32	2450.51
July	451.03	971.55	11.08	1433.66
August	558.24	1218.95	30.44	1807.63
September	1005.16	1039.56	17.41	2062.13
October	555.12	1424.61	6.25	1985.98
November	255.12	1921.58	3.44	2180.14
December	337.68	2146.49	7.38	2491.55
Total	10461.45	14643.97	148.75	25254.17



Pocono Mountain Regional Police Assigned Time Breakdown



Pocono Mountain Regional Police Department

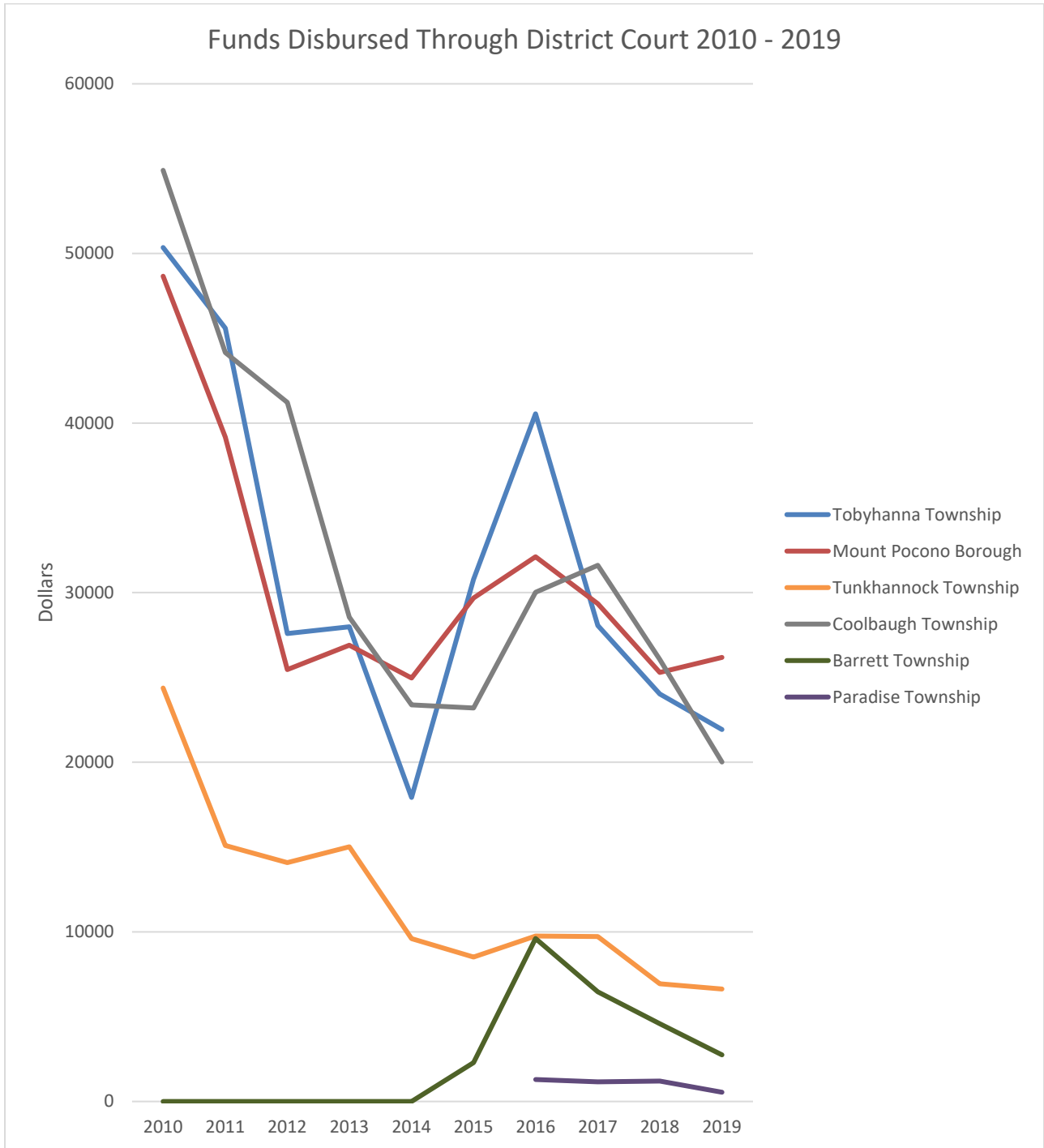
2019 District Courts

Funds Dispersed from District Courts 2011 – 2019

	2011	2012	2013	2014	2015	2016	2017	%
Tobyhanna Township	\$45,599	\$27,591	\$27,988	\$17,924	\$30,789	\$40,545	\$28,064	26%
Mount Pocono Borough	\$39,165	\$25,458	\$26,908	\$24,966	\$29,676	\$32,120	\$29,345	28%
Tunkhannock Township	\$15,086	\$14,080	\$15,023	\$9,605.07	\$8,512	\$9,752	\$9,720	9%
Coolbaugh Township	\$44,151	\$41,224	\$28,558	\$23,380	\$23,192	\$30,018	\$31,607	30%
* Barrett Township					\$2,292	\$9,608	\$6,468	6%
Paradise Township						\$1,294	\$1,153	1%
Total	\$144,002	\$108,354	\$98,508	\$75,877	\$94,464	\$123,337	106,357	100%

	2018	%	2019	%
Tobyhanna Township	\$24,030.87	27	\$21,925.57	28
Mount Pocono Borough	\$25,289.16	28	\$26,182.60	33
Tunkhannock Township	\$6,947.76	7	\$6,630.32	8
Coolbaugh Township	\$26,053.61	29	\$20,014.99	25
Barrett Township	\$4,589.00	5	\$2,748.65	3
Paradise Township	\$1,199.95	1	\$545.77	.7%
Total	\$88,110.35	100%	\$78,047.90	

Pocono Mountain Regional Police Department 2010 - 2019 District Courts



Pocono Mountain Regional Police

Municipality Breakdown

Tobyhanna Township

	Patrol	Investigation	Tracker	Court	Assigned	Total
January	809.18	416.30	1.32	44.67	629.93	1901.40
February	708.25	419.20	2.35	36.51	610.54	1776.85
March	708.54	379.05	1.83	28.85	641.08	1759.35
April	617.28	472.90	2.78	47.20	698.25	1838.41
May	746.80	445.68	10.35	51.55	751.03	2005.41
June	793.88	438.47	10.37	42.04	752.80	2037.56
July	1007.84	578.58	19.67	45.81	440.42	2092.32
August	1034.40	663.55	15.85	57.54	555.3	2326.64
September	657.60	541.14	1.83	42.61	633.48	1876.66
October	757.13	520.17	13.37	49.44	610.09	1950.20
November	919.12	324.65	12.71	17.36	669.74	1943.58
December	814.78	450.24	.54	29.02	765.40	2059.98
Total	9574.8	5649.93	92.97	492.6	7758.06	23568.36

	Total Calls	Complaints	Accidents	Criminal Arrests	Traffic Arrests	Traffic Warnings	Ordinance Arrests
January	260	231	29	30	42	39	1
February	250	222	28	26	38	64	6
March	262	243	19	22	118	95	4
April	301	278	3	27	60	59	1
May	295	271	24	30	69	70	0
June	320	287	33	30	69	86	2
July	370	337	33	38	64	77	3
August	339	309	30	30	38	74	1
September	293	271	22	33	12	44	2
October	289	252	37	26	84	92	4
November	290	260	30	12	75	174	4
December	290	266	24	23	40	82	3
Total	3559	3227	332	327	709	956	31

Pocono Mountain Regional Police

Municipality Breakdown

Mount Pocono Borough

	Patrol	Investigation	Tracker	Court	Assigned	Total
January	140.98	274.43	2.35	65.17	248.53	731.46
February	223.15	251.22	.88	25.23	240.88	741.36
March	342.15	225.97	3.09	33.02	252.93	857.16
April	237.30	425.90	2.78	41.03	275.48	982.49
May	212.55	572.62	6.90	29.13	296.31	1117.51
June	93.95	282.71	8.27	21.30	297.00	703.23
July	65.62	483.97	.15	44.54	173.76	768.04
August	42.28	276.29	.26	80.00	219.08	617.91
September	41.85	262.64	0	23.16	249.93	577.58
October	71.34	357.12	1	44.34	240.70	714.50
November	156.55	298.35	0	36.93	264.23	756.06
December	324.90	224.73	0	15.13	301.98	866.74
Total	1952.62	3935.95	25.68	458.98	3060.81	9434.04

	Total Calls	Complaints	Accidents	Criminal Arrests	Traffic Arrests	Traffic Warnings	Ordinance Arrests
January	189	159	30	24	49	46	4
February	180	150	30	26	89	68	3
March	166	143	23	17	85	82	15
April	198	172	26	27	46	42	7
May	245	219	26	25	81	68	18
June	204	178	26	28	40	47	9
July	242	223	19	28	50	48	7
August	200	174	26	17	23	24	3
September	193	165	28	16	22	18	7
October	184	156	28	23	53	46	12
November	173	148	25	23	63	83	15
December	185	149	36	13	75	125	24
Total	2359	2036	323	267	676	697	124

Pocono Mountain Regional Police Municipality Breakdown

Tunkhannock Township

	Patrol	Investigation	Tracker	Court	Assigned	Total
January	123.35	411.45	1.50	8.38	235.40	780.08
February	167.63	207.27	.48	16.25	228.16	619.79
March	304.87	292.64	.50	9.97	239.57	847.55
April	243.97	305.36	4.75	10.25	260.94	825.27
May	198.11	195.16	9.25	16.27	280.66	699.45
June	239.40	231.39	5.05	17.63	281.32	774.79
July	282.20	244.44	2.74	6.15	164.58	700.11
August	236.80	338.44	7.25	12.18	207.52	802.19
September	246.79	256.39	5.73	11.45	236.73	757.09
October	229.81	297.12	11.13	13.06	227.99	779.14
November	158.22	195.67	.22	30.00	250.28	642.39
December	244.72	219.74	1.47	5.71	286.03	757.67
Total	2675.87	3195.07	58.07	157.33	2899.18	8985.52

	Total Calls	Complaints	Accidents	Criminal Arrests	Traffic Arrests	Traffic Warnings	Ordinance Arrests
January	139	127	12	9	17	17	0
February	112	107	5	1	17	14	0
March	134	125	9	12	40	46	0
April	138	133	5	6	44	28	0
May	147	136	11	7	31	21	1
June	153	138	15	14	19	12	0
July	167	153	14	5	11	12	0
August	164	151	13	12	25	23	0
September	138	125	13	15	9	15	0
October	161	146	15	5	30	28	3
November	11	109	10	5	12	30	0
December	120	98	22	13	7	24	0
Total	1692	1548	144	104	262	270	4

Pocono Mountain Regional Police

Municipality Breakdown

Coolbaugh Township

	Patrol	Investigation	Tracker	Court	Assigned	Total
January	644.18	1052.05	.50	138.45	760.14	2595.32
February	564.30	964.77	2.05	95.93	736.74	2363.79
March	402.25	1076.78	.25	220.55	773.59	2473.42
April	221.29	933.33	1.75	111.59	842.59	2110.55
May	295.35	816.22	6.63	89.10	906.28	2113.58
June	384.71	795.87	5.84	117.36	908.40	2212.18
July	542.02	1314.45	16.75	85.27	531.46	2489.95
August	584.78	906.21	6.36	100.68	670.09	2268.12
September	617.72	1146.21	5.95	147.70	764.43	2682.01
October	711.67	889.12	13.42	148.42	736.20	2498.83
November	641.21	865.01	6.07	122.70	808.18	2443.17
December	521.02	734.83	2.58	75.98	923.62	2258.03
Total	6130.50	11494.85	68.15	1453.73	9361.72	28508.95

	Total Calls	Complaints	Accidents	Criminal Arrests	Traffic Arrests	Traffic Warnings	Ordinance Arrests
January	437	410	27	36	44	54	7
February	400	374	26	26	64	70	5
March	400	368	32	36	115	75	2
April	439	418	21	34	37	36	0
May	447	411	36	27	58	52	3
June	498	474	24	28	57	78	1
July	498	481	17	45	74	60	8
August	491	469	22	32	46	53	1
September	437	418	19	48	47	37	8
October	417	390	27	32	109	145	12
November	439	406	33	35	80	147	6
December	447	411	36	43	47	83	5
Total	5350	5030	320	422	778	890	58

Pocono Mountain Regional Police

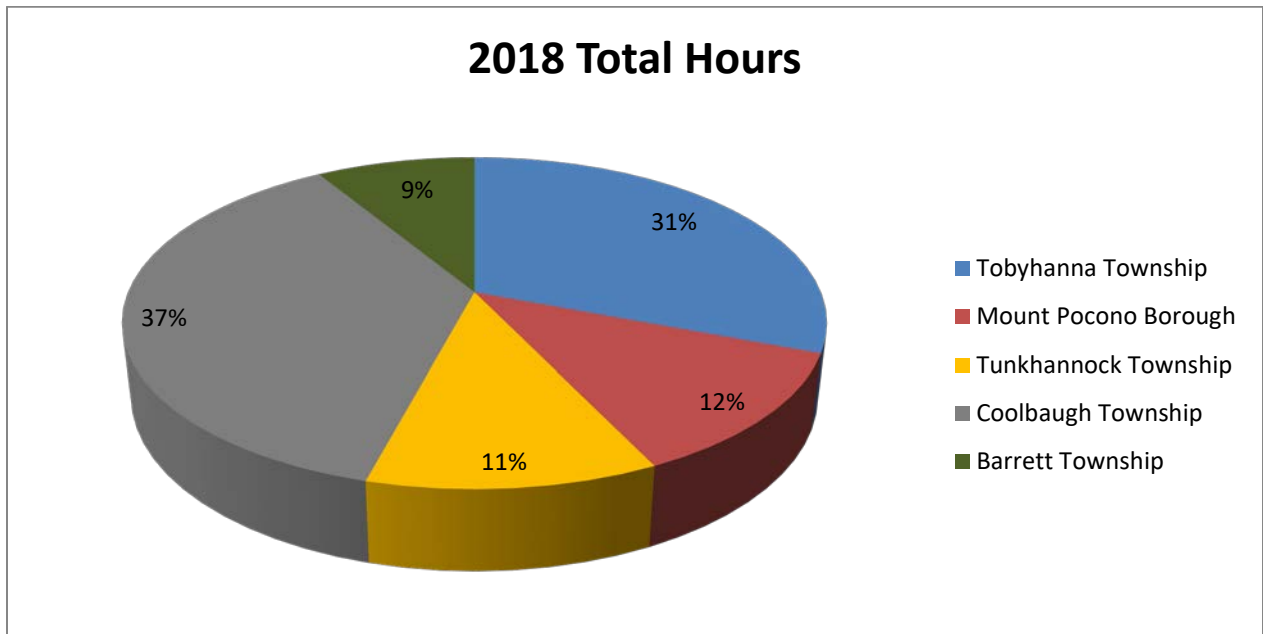
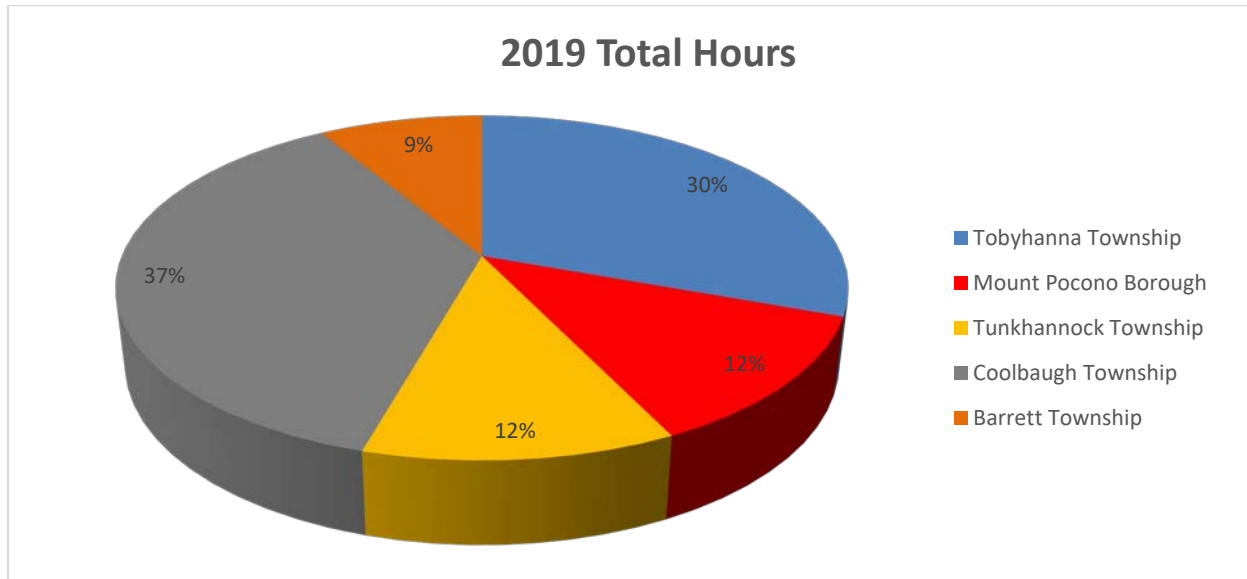
Municipality Breakdown

Barrett Township

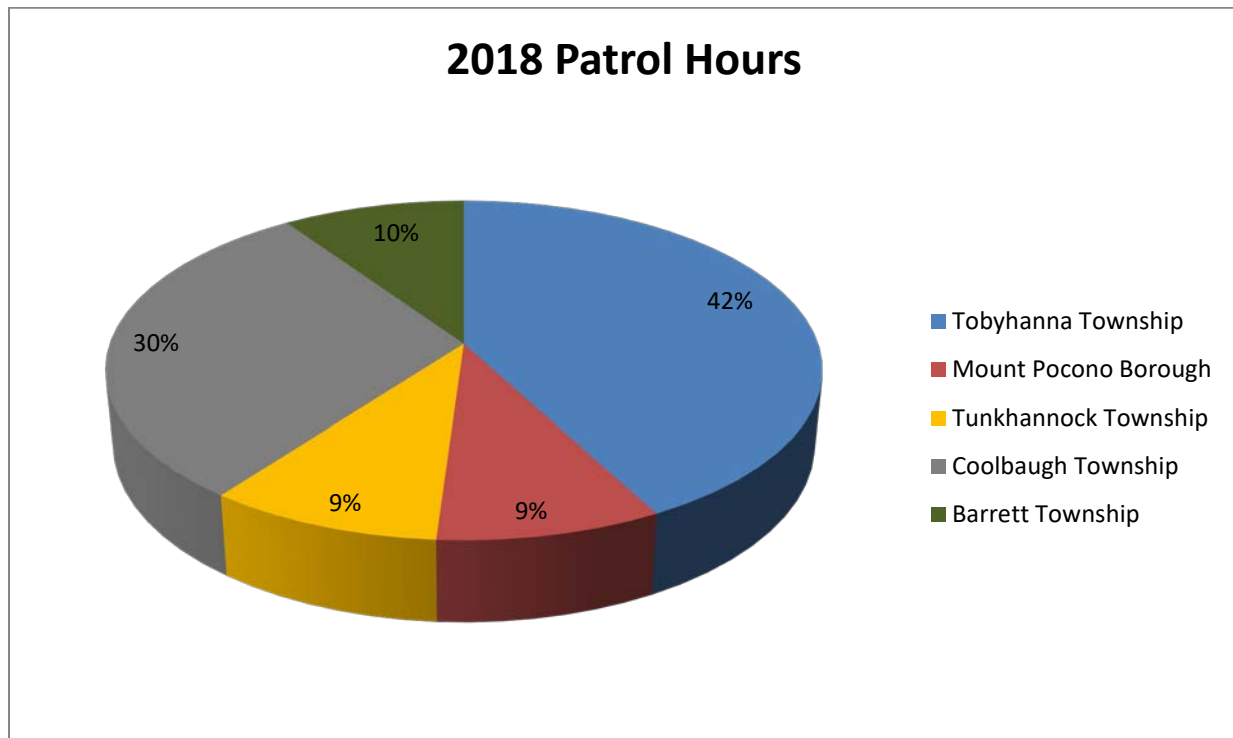
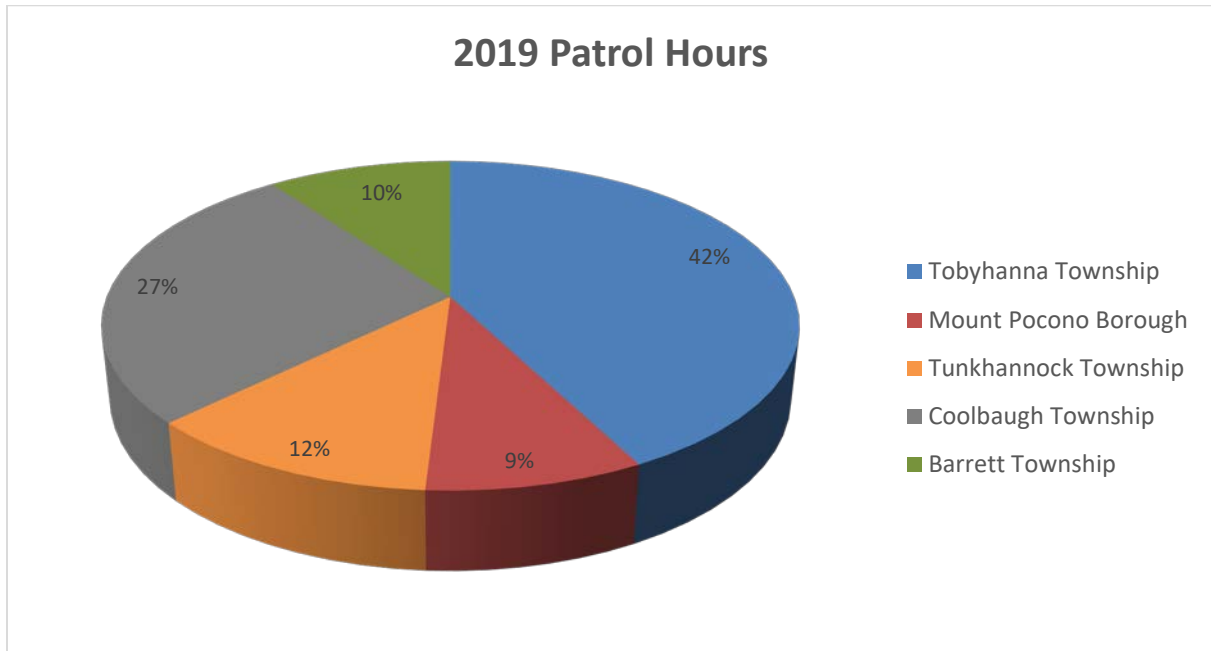
	Patrol	Investigation	Tracker	Court	Assigned	Total
January	122.43	210.26	0	36.50	176.55	545.74
February	123.75	104.94	0	18.40	171.12	418.21
March	283.04	133.53	0	20.28	179.68	616.53
April	232.06	144.57	1.32	12.62	195.70	586.27
May	202.49	170.84	1.60	32.63	210.49	618.05
June	203.73	158.29	2.33	39.90	210.99	615.24
July	125.02	212.35	.82	41.95	123.44	503.58
August	160.05	168.15	0	55.30	155.64	539.14
September	129.90	138.20	0	4.00	177.55	449.65
October	231.48	173.80	2.83	32.22	170.99	611.32
November	243.88	113.69	6.52	6.00	187.71	557.80
December	229.75	162.53	.61	4.17	214.52	611.58
Total	2287.58	1891.15	16.03	303.97	2174.38	6673.11

	Total Calls	Complaints	Accidents	Criminal Arrests	Traffic Arrests	Traffic Warnings	Ordinance Arrests
January	75	64	11	6	9	5	0
February	58	51	7	2	16	12	0
March	60	55	5	6	16	29	0
April	71	67	4	5	17	22	0
May	101	92	9	4	11	14	0
June	71	65	6	1	13	16	0
July	110	102	8	2	10	8	0
August	105	95	10	5	12	11	0
September	86	80	6	2	6	7	0
October	85	80	5	4	10	25	0
November	71	67	4	3	16	37	0
December	83	79	4	4	5	21	0
Total	976	897	79	44	141	207	0

Pocono Mountain Regional Police Department 2019 Hourly Comparison

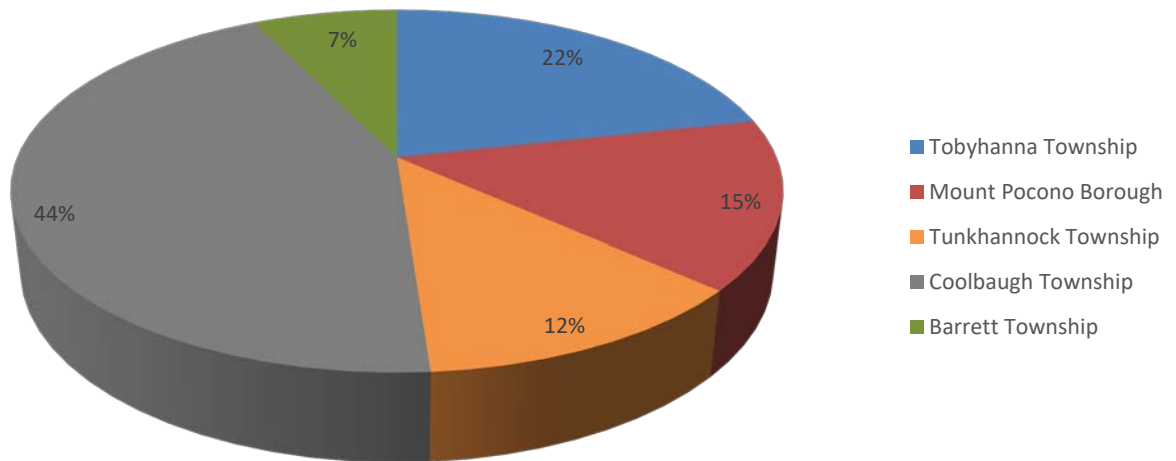


Pocono Mountain Regional Police Department 2019 Hourly Comparison

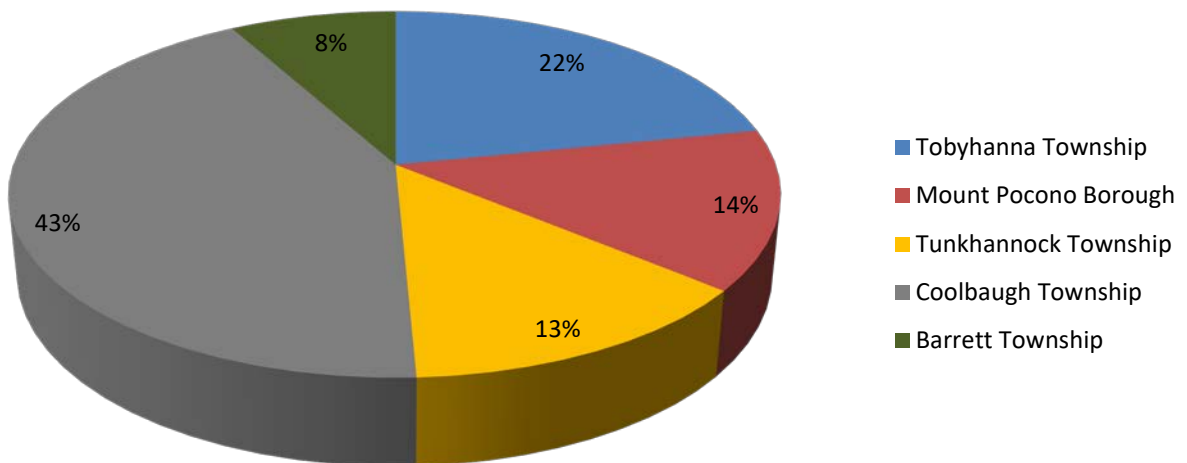


Pocono Mountain Regional Police Department 2019 Hourly Comparison

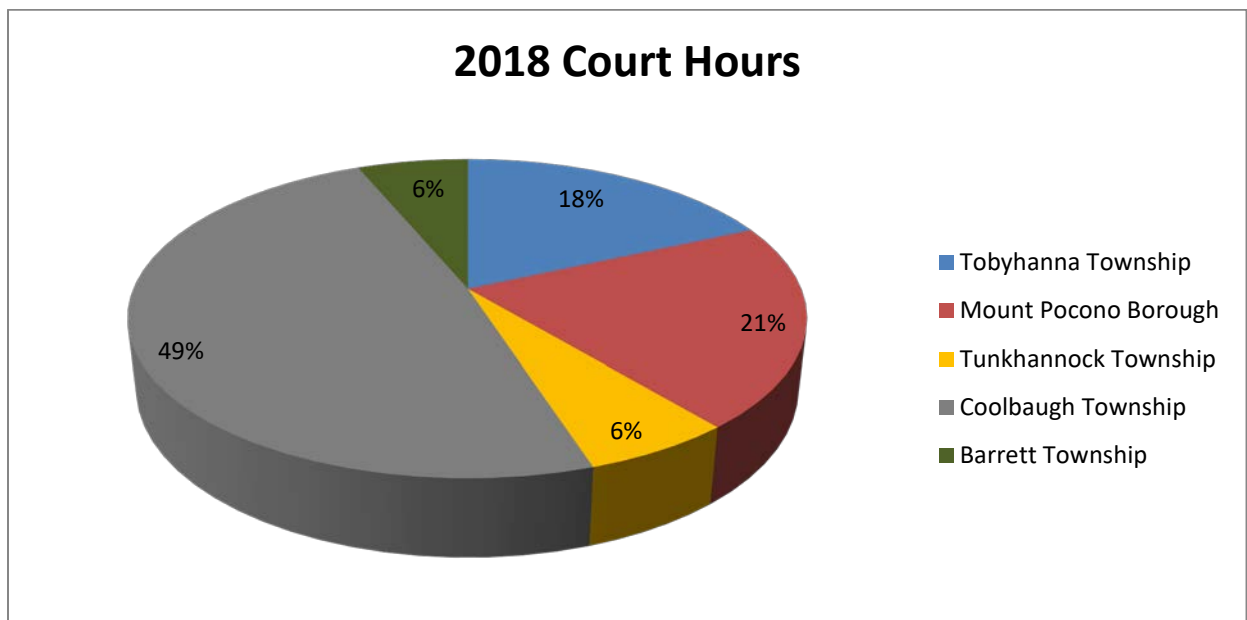
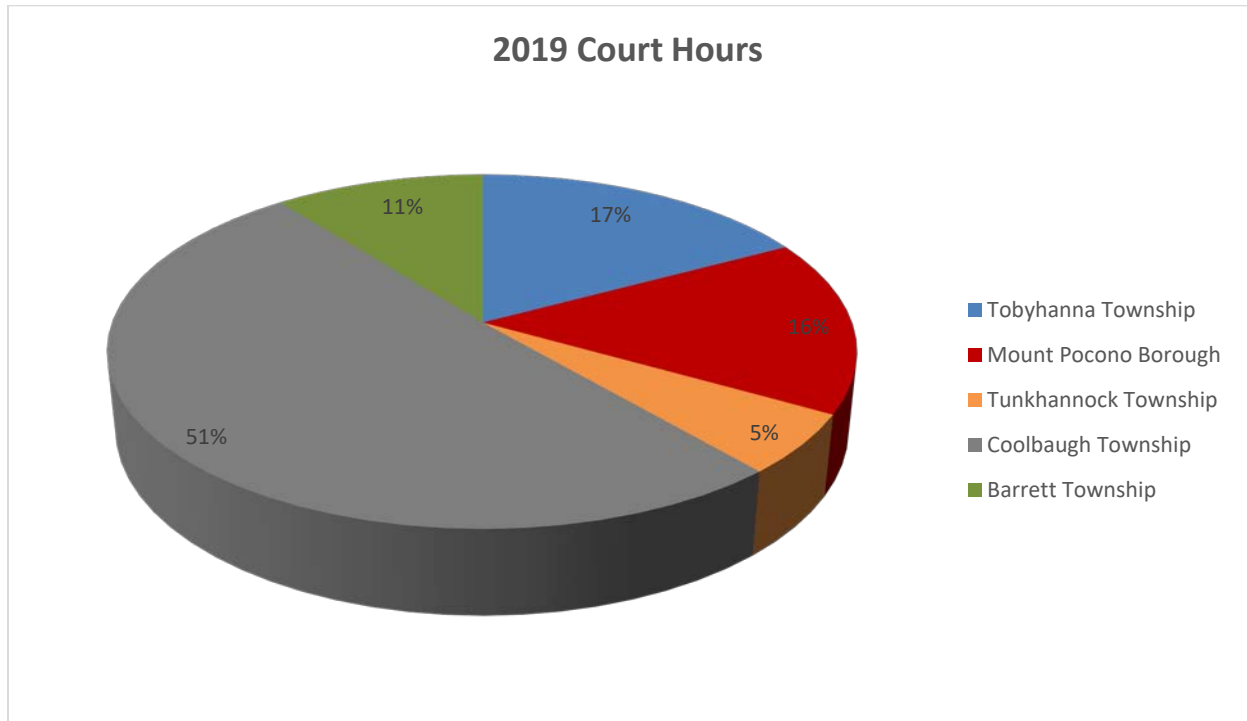
2019 Investigative Hours



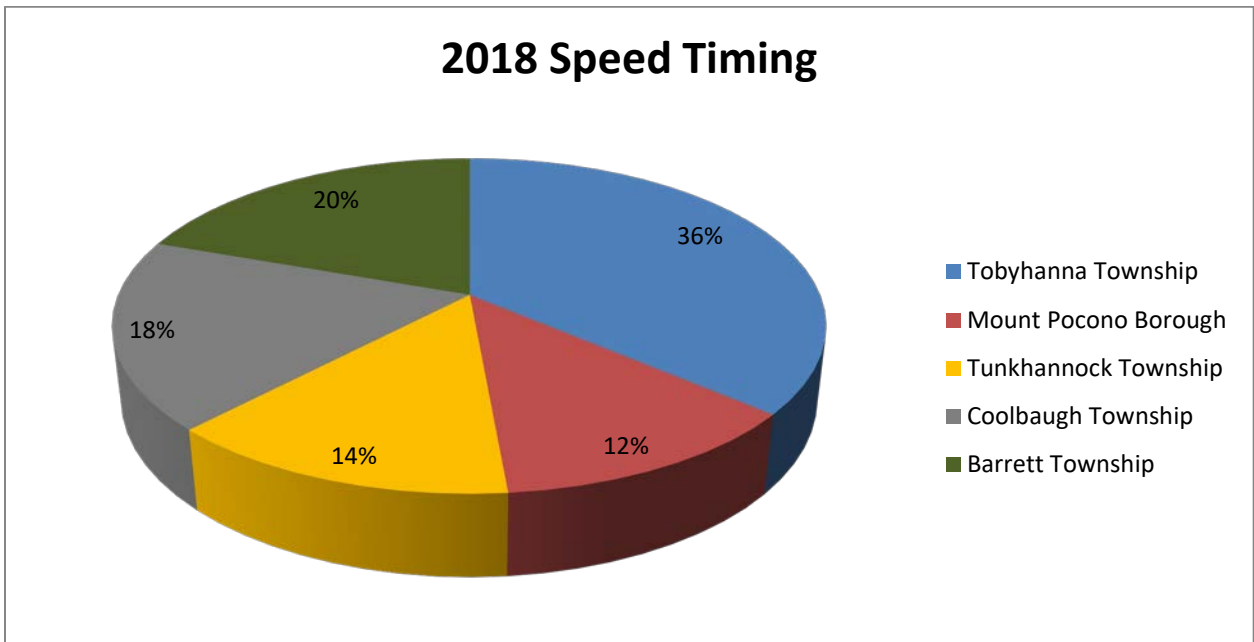
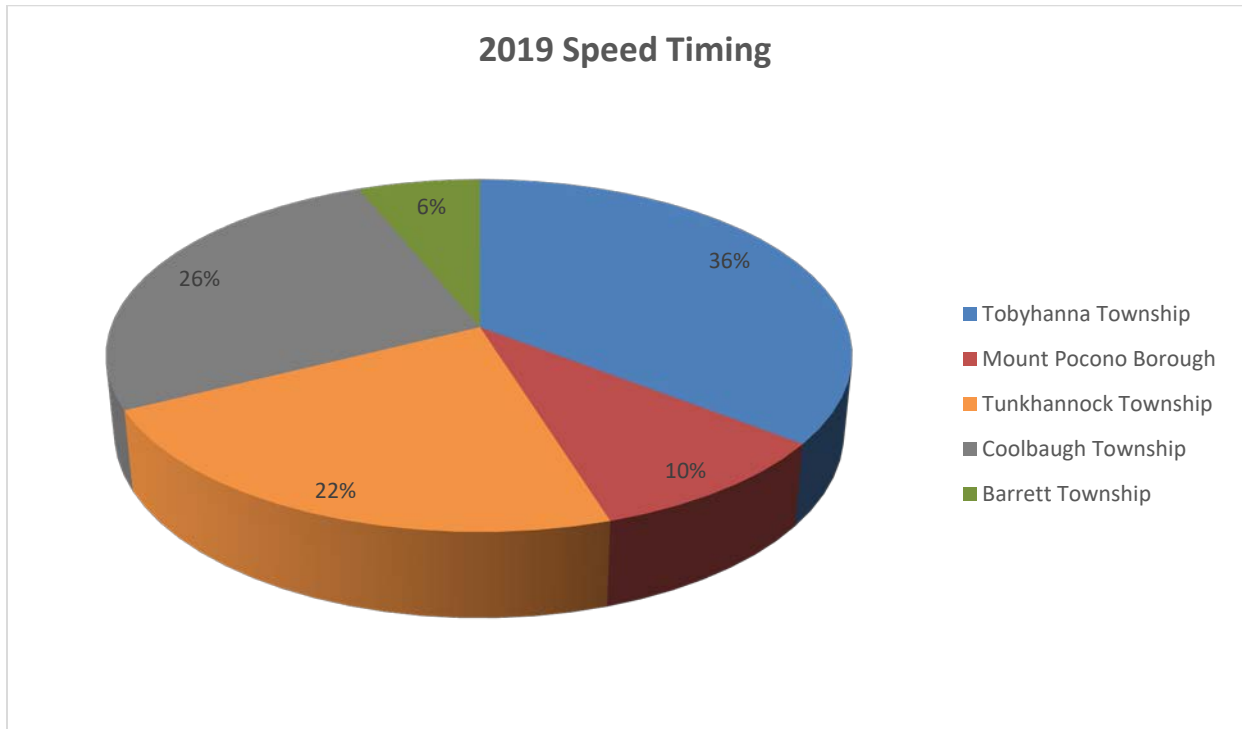
2018 Investigative Hours



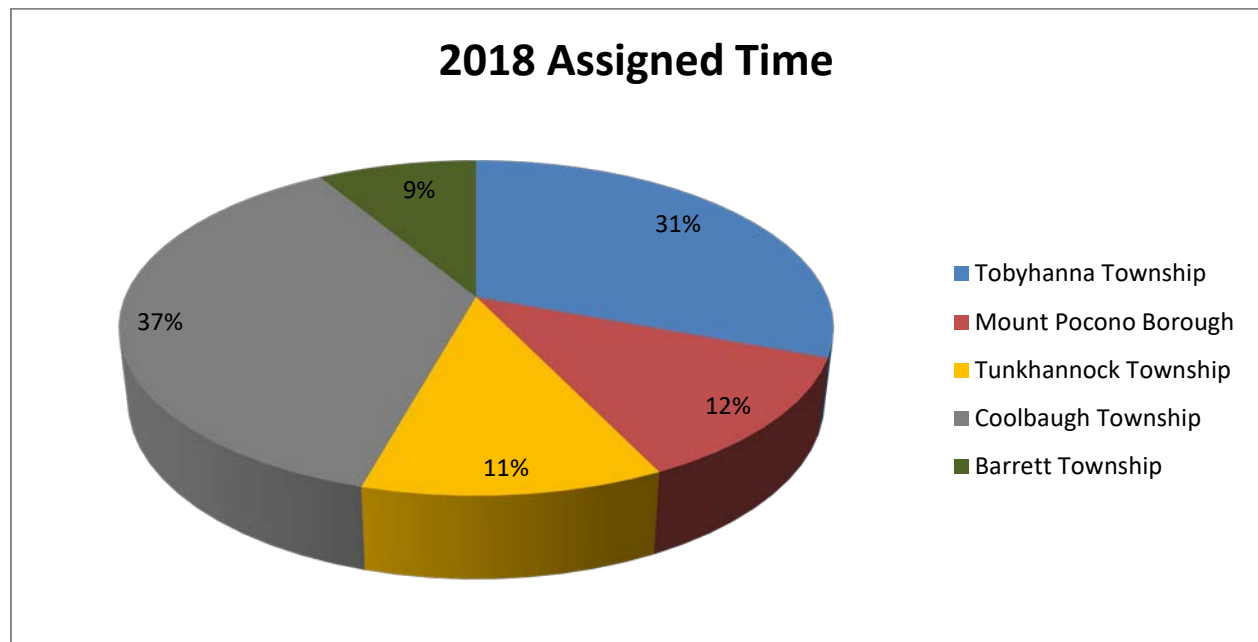
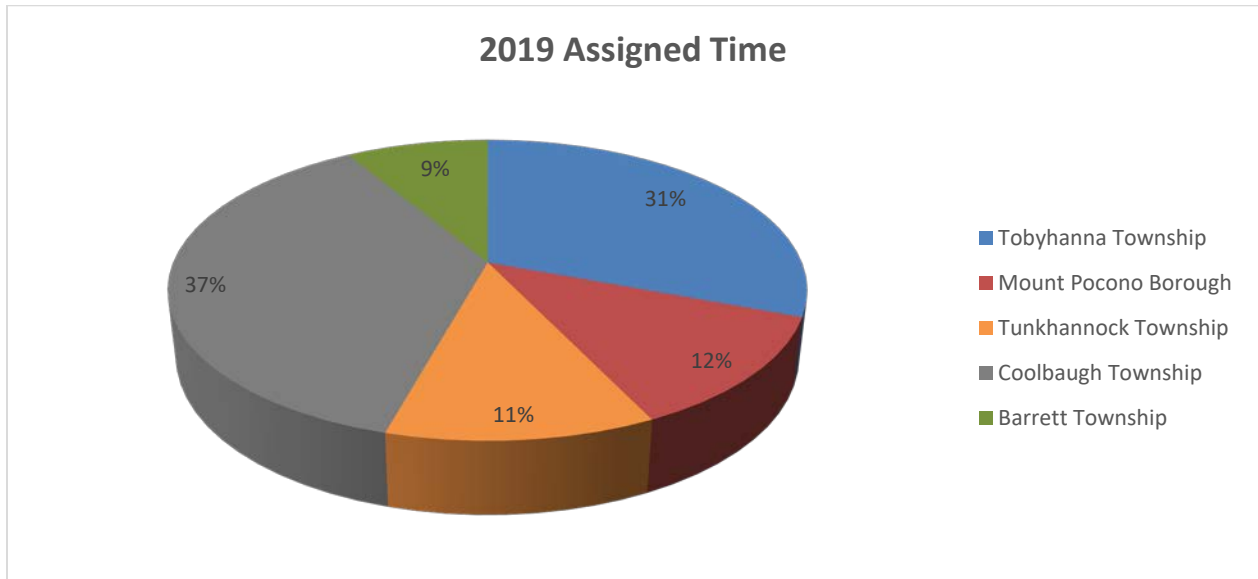
Pocono Mountain Regional Police Department 2019 Hourly Comparison



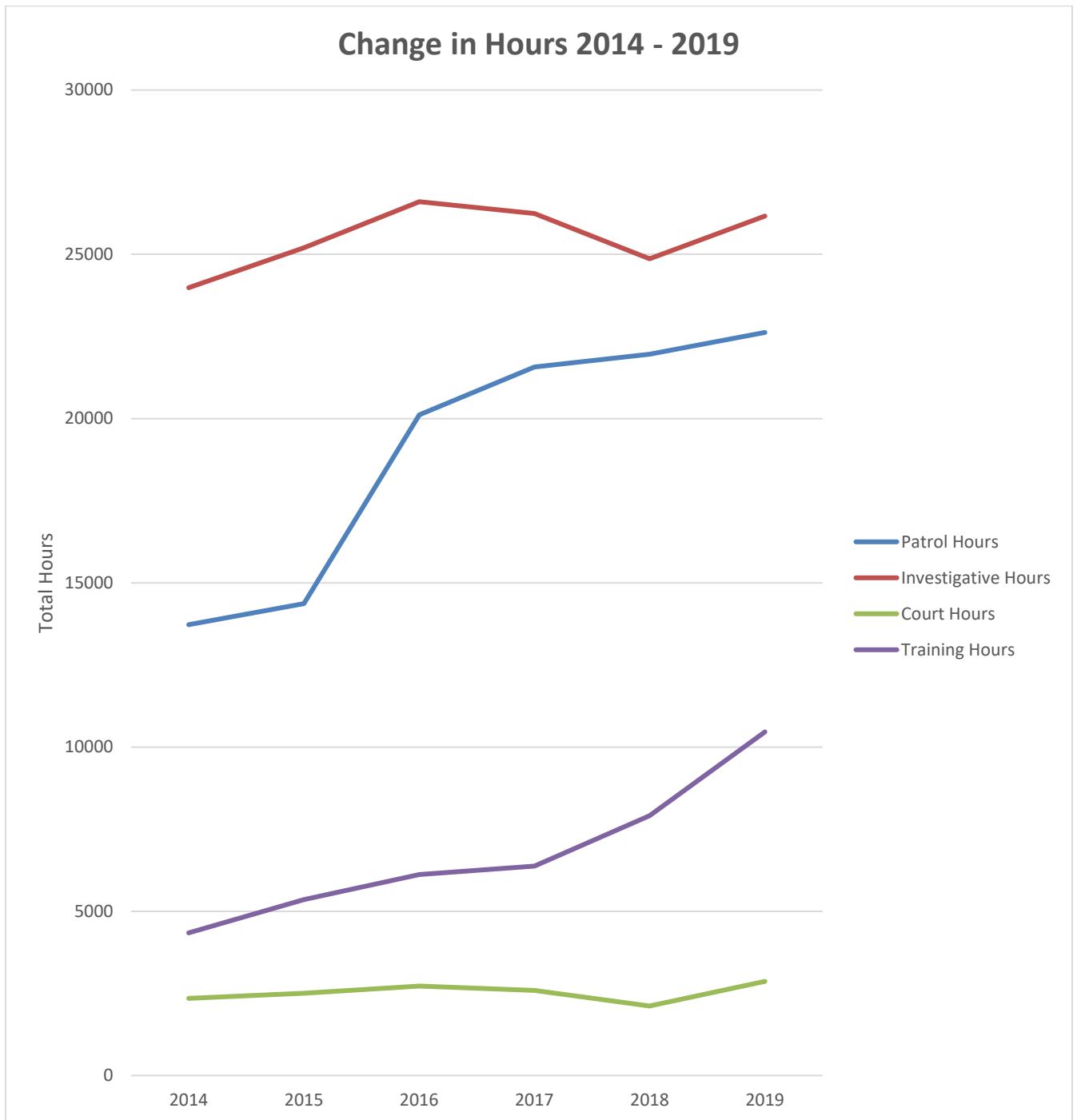
Pocono Mountain Regional Police Department 2019 Hourly Comparison



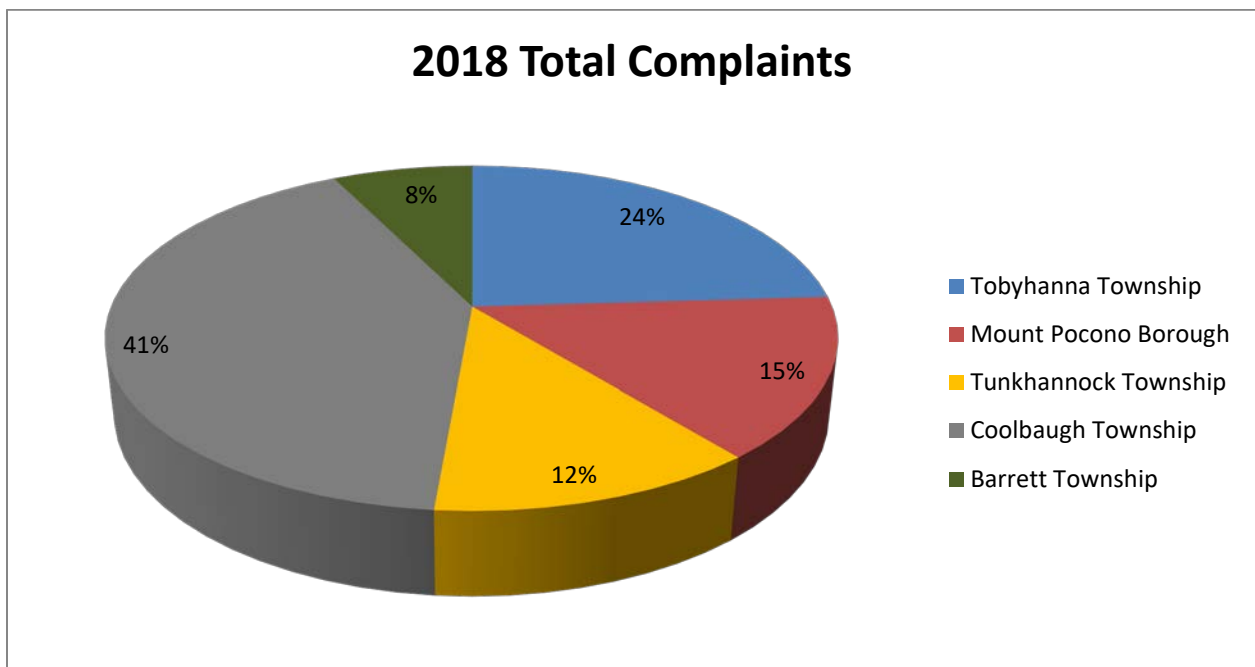
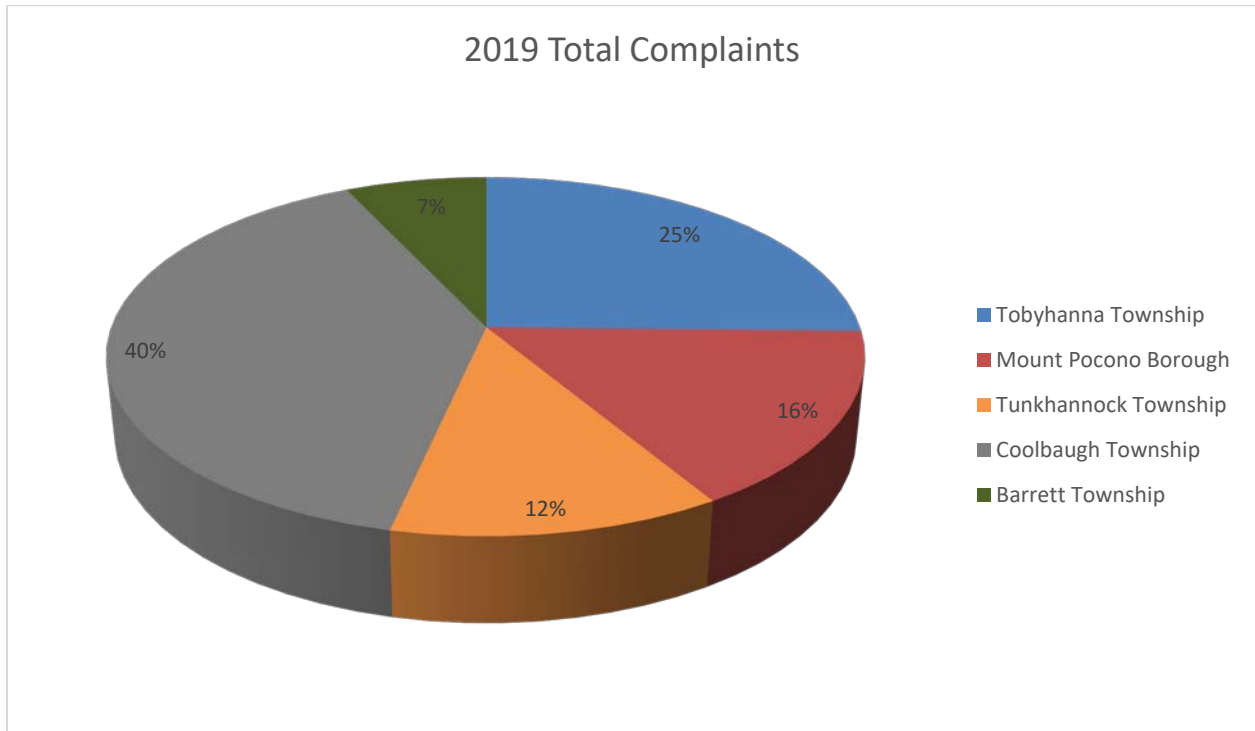
Pocono Mountain Regional Police Department 2019 Hourly Comparison



2019 Hourly Comparison

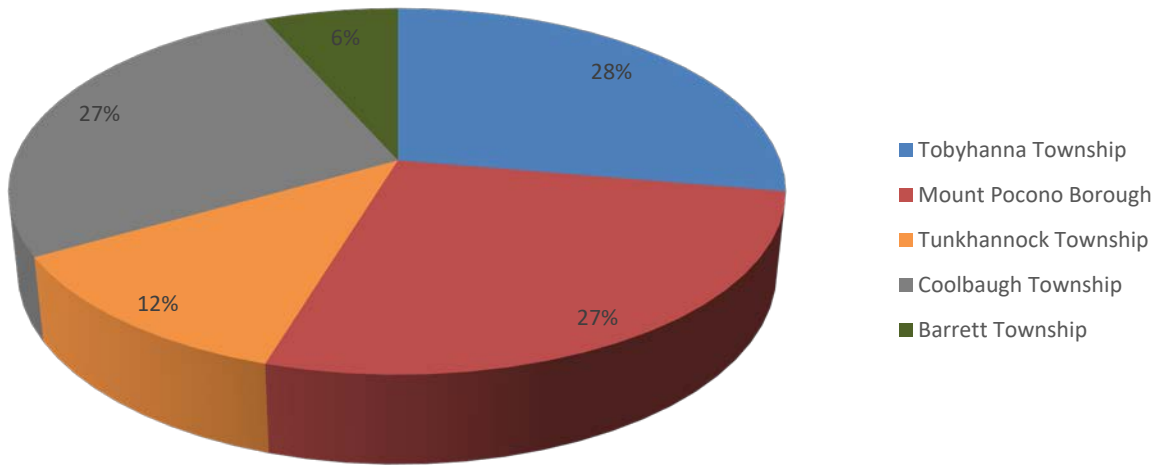


Pocono Mountain Regional Police Department 2019 Activity Comparison

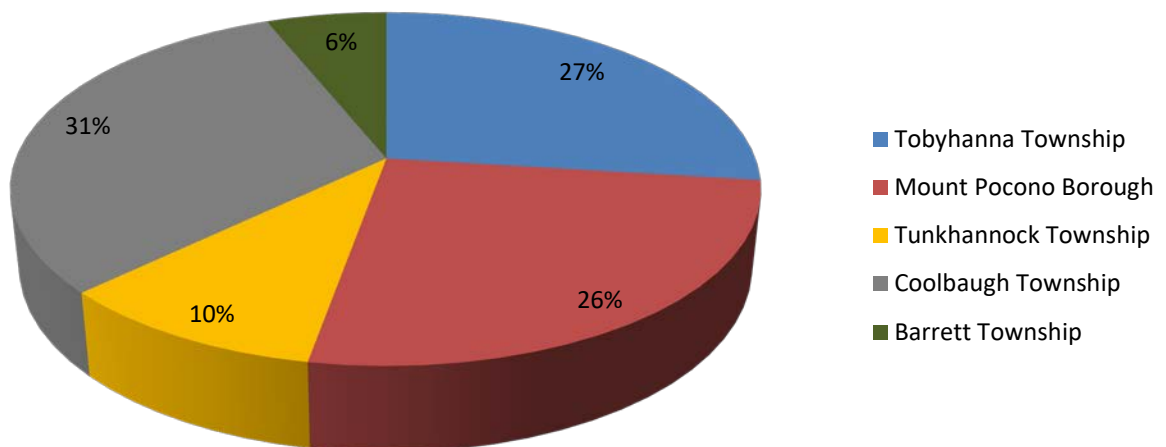


Pocono Mountain Regional Police Department 2019 Activity Comparison

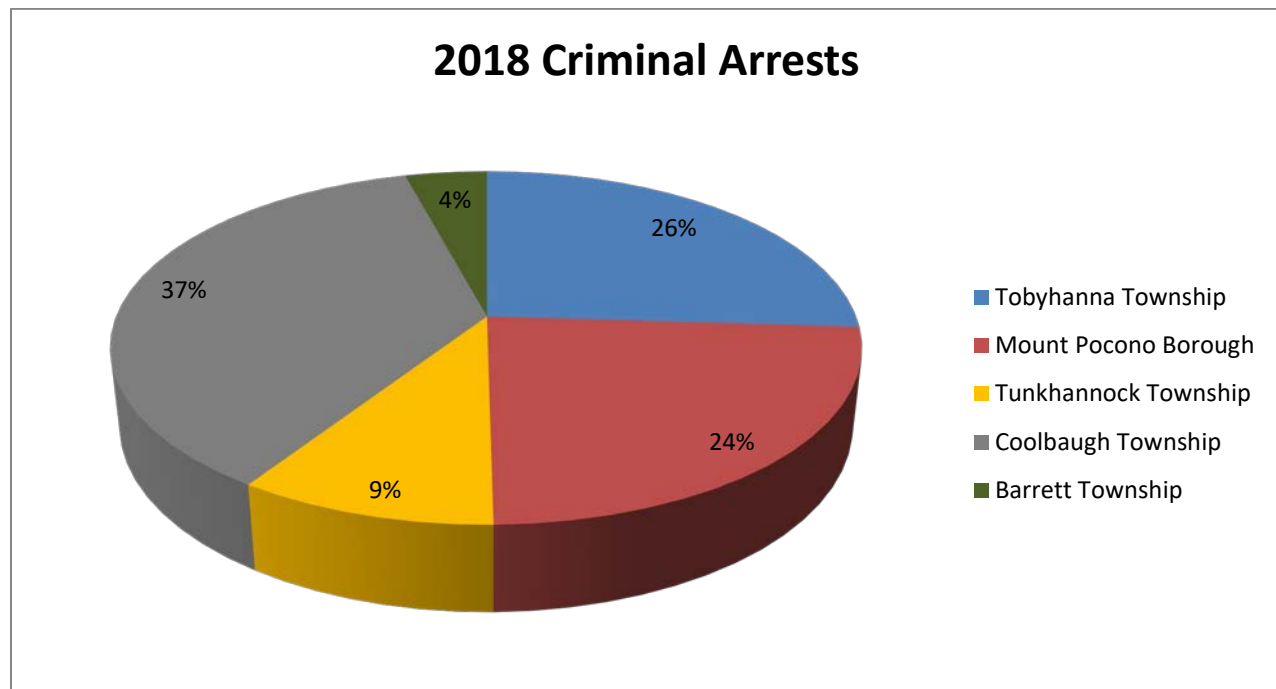
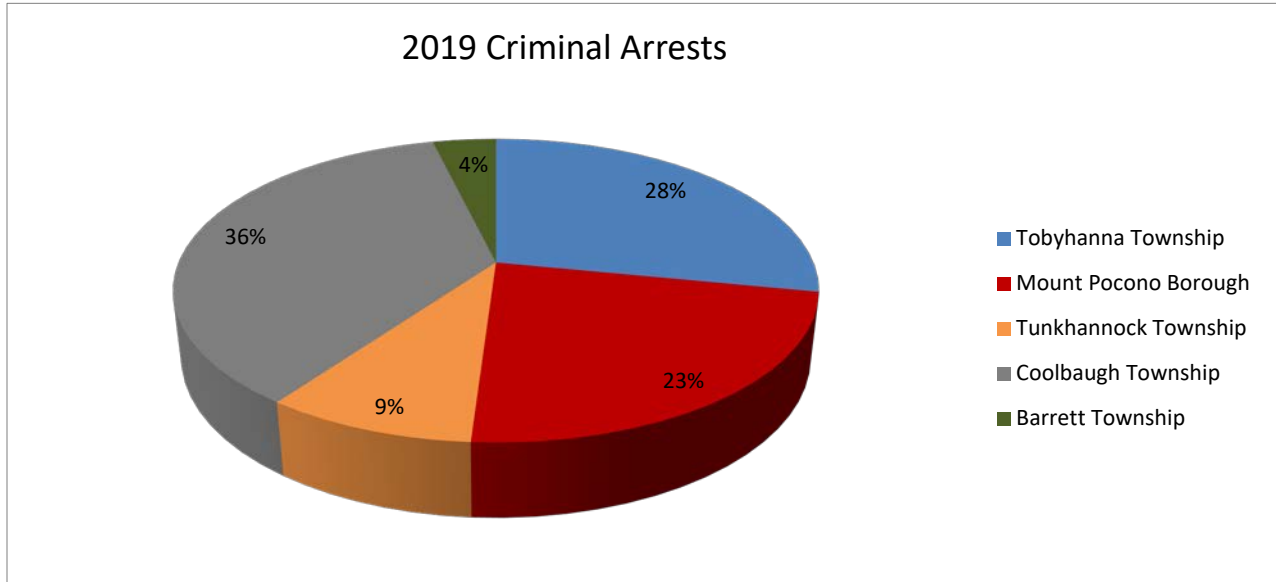
2019 Accidents



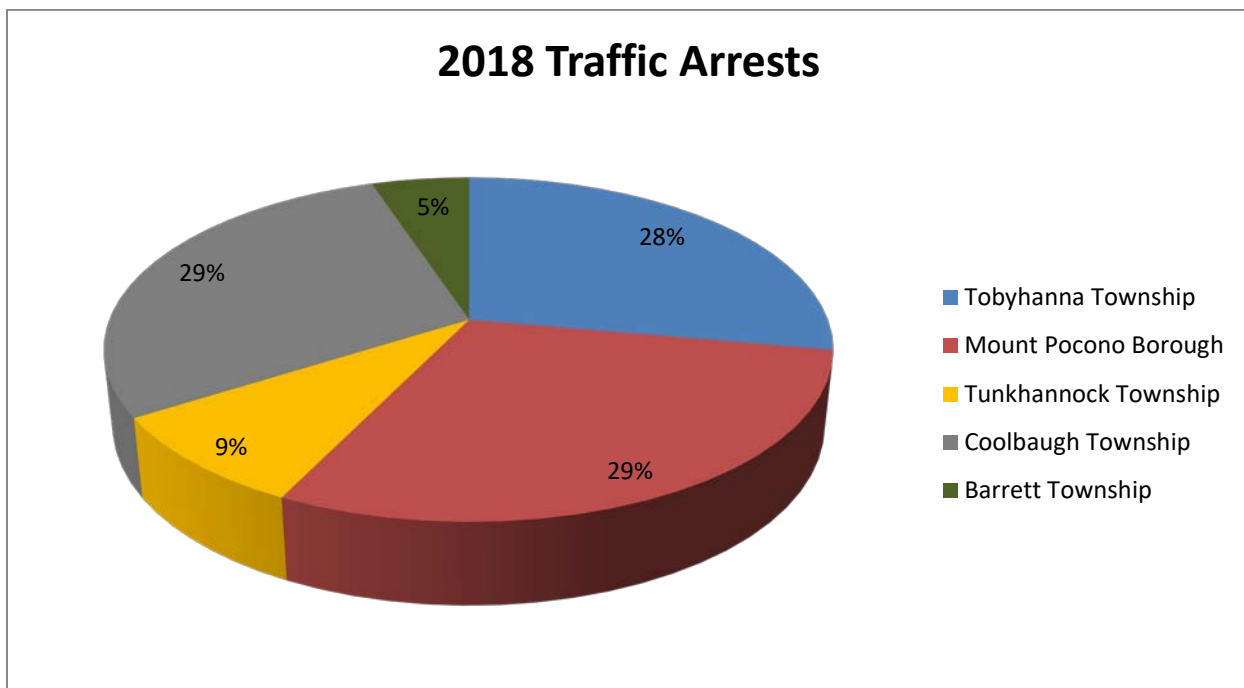
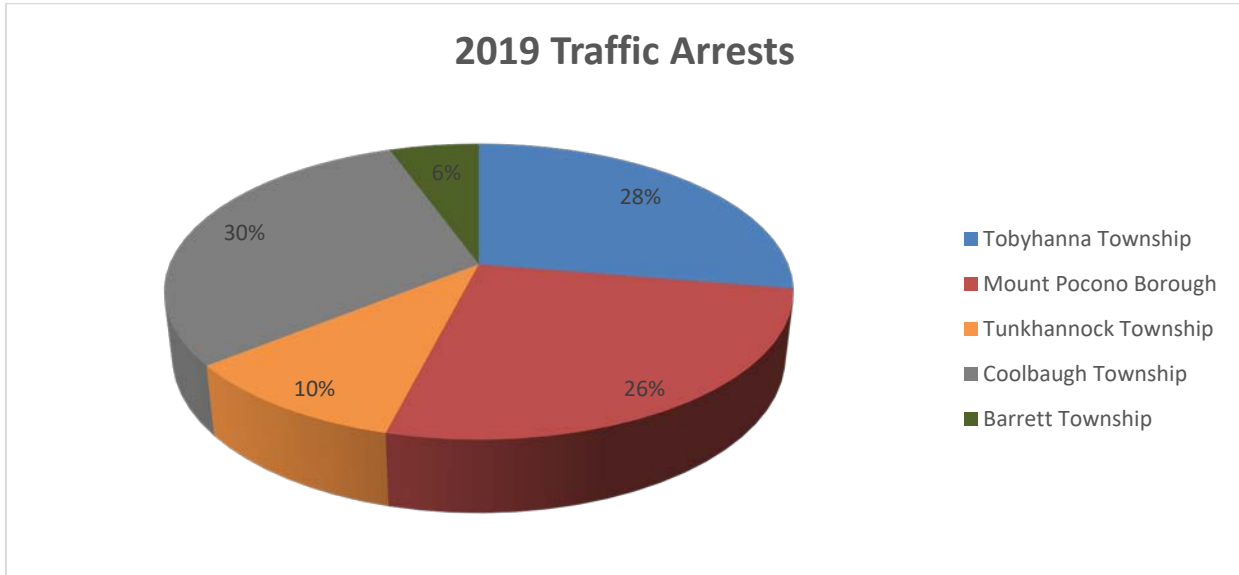
2018 Accidents



Pocono Mountain Regional Police Department 2019 Activity Comparison

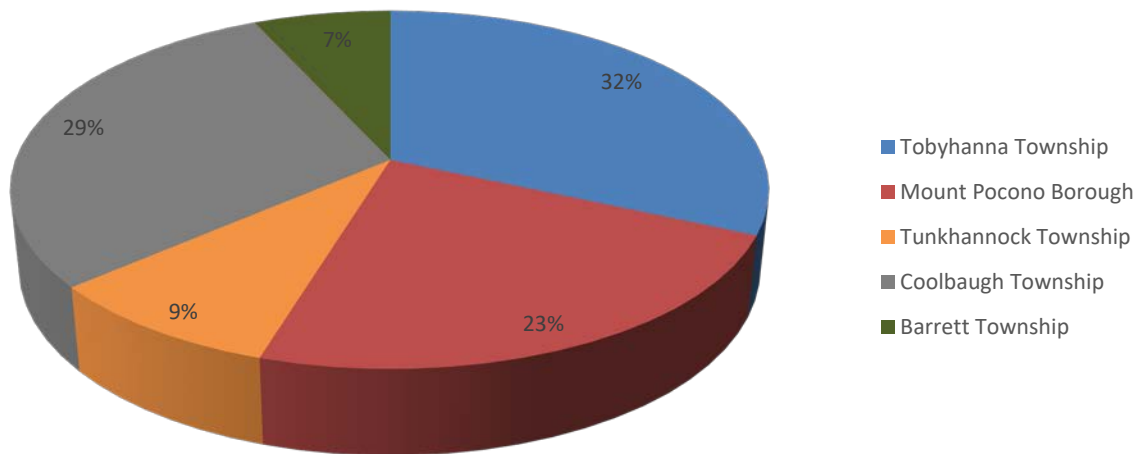


Pocono Mountain Regional Police Department 2019 Activity Comparison

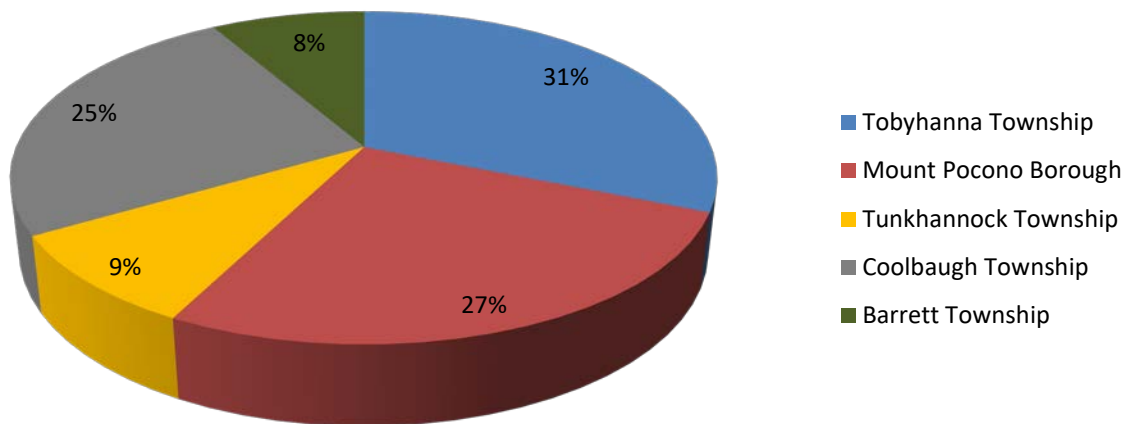


Pocono Mountain Regional Police Department 2019 Activity Comparison

2019 Vehicle Code Warnings

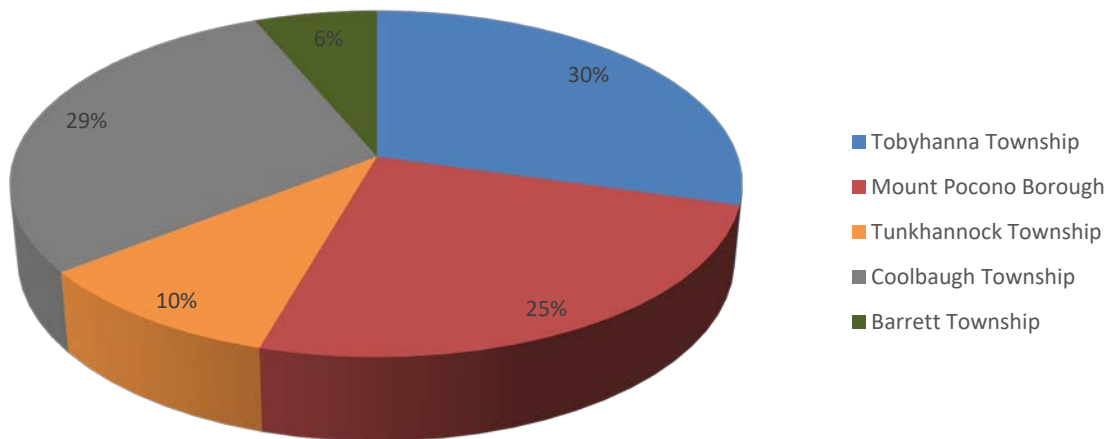


2018 Vehicle Code Warnings

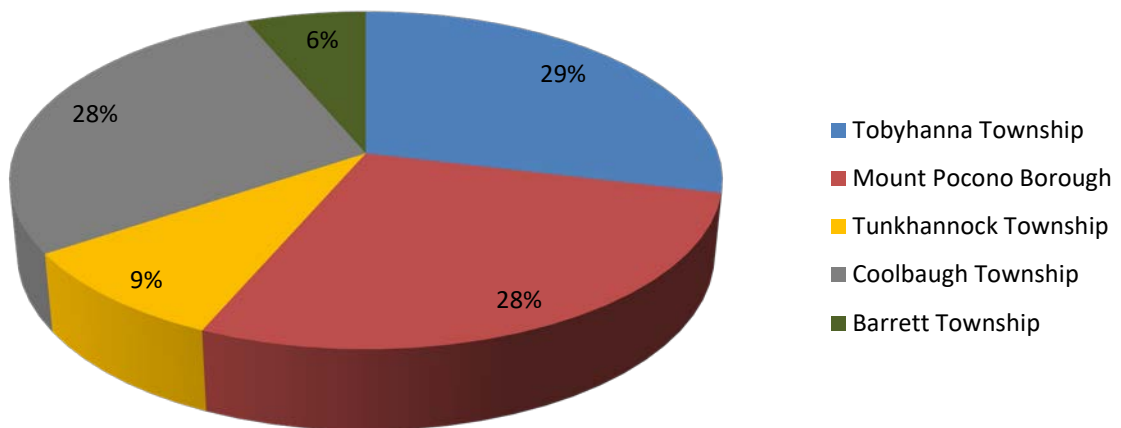


Pocono Mountain Regional Police Department 2019 Activity Comparison

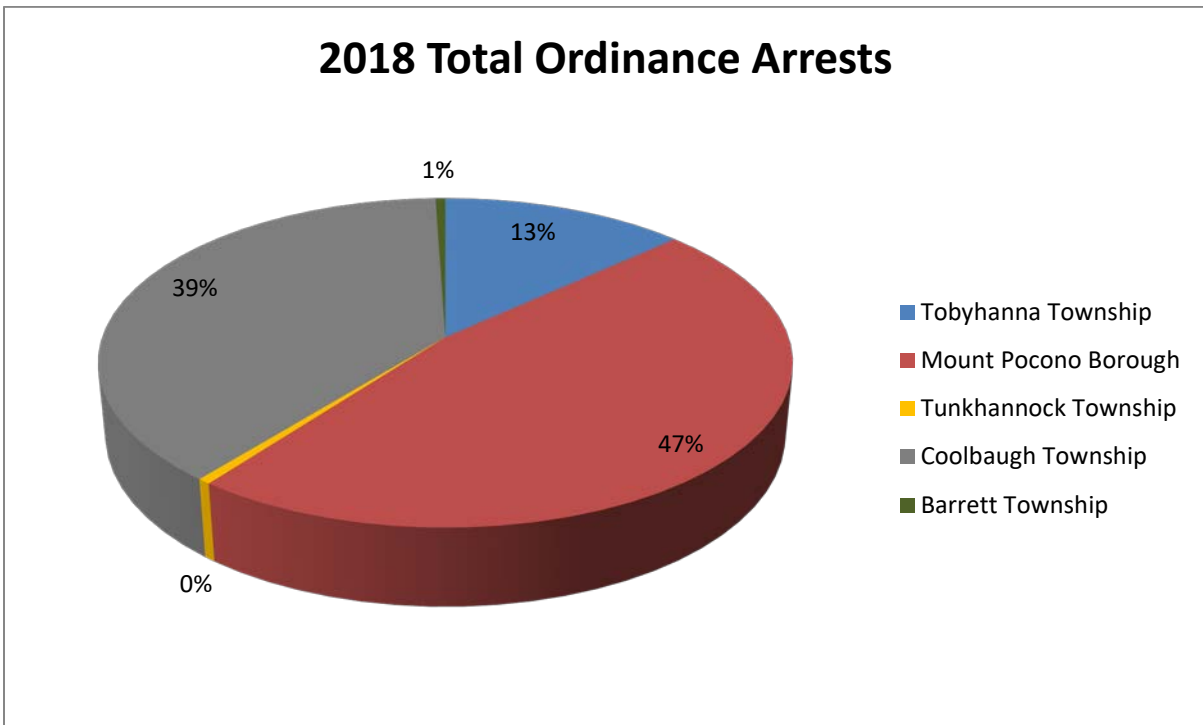
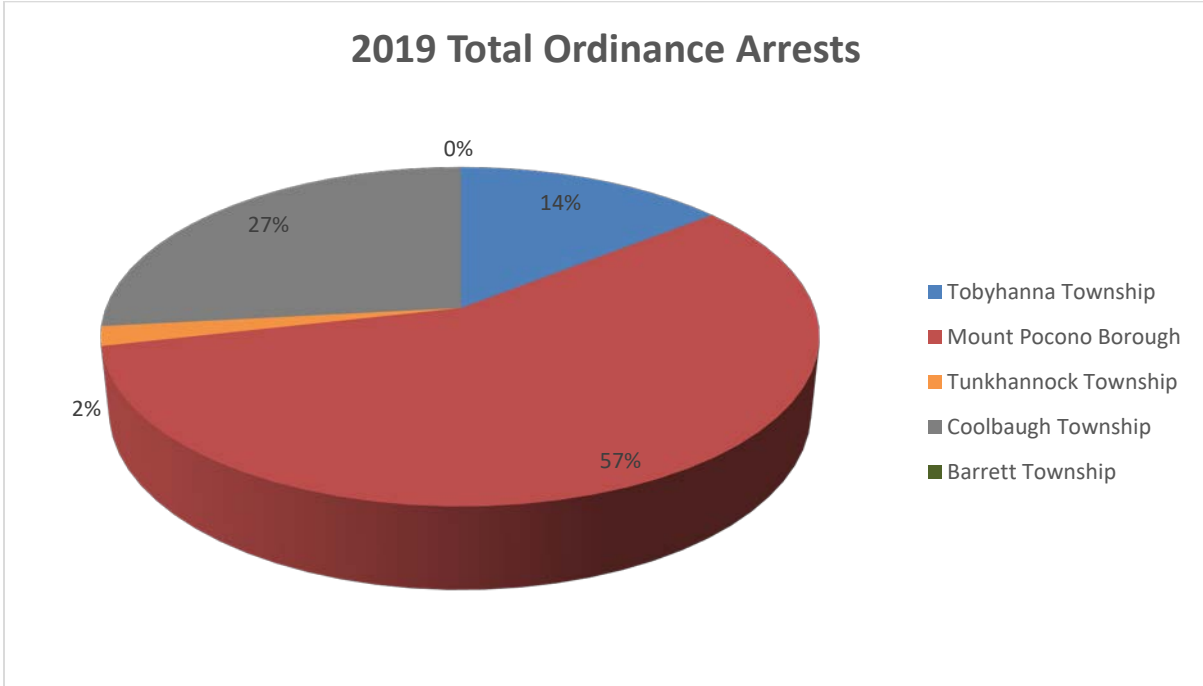
2019 Total Traffic Activity



2018 Total Traffic Activity



Pocono Mountain Regional Police Department 2019 Activity Comparison



2012 – 2019 Total Hours Over / Under Purchased Vs. Actual

Total	2012 Actual	Hours Purchased	+/-	2013 Actual	Hours Purchased	+/-
Patrol	18935.8			17204.7		
Invest.	30105.4			28612.7		
VASCAR	448.0			442.5		
Court	2650.3			3014.6		
Assigned	21060.4			22676.6		
Totals	73200.	73200.		71951.	71951	

Total	2014 Actual	Hours Purchased	+/-	2015 Actual	Hours Purchased	+/-
Patrol	13724.86			14365		
Invest.	23983.16			25196		
VASCAR	178.20			136		
Court	2350.22			2508		
Assigned	26510.56			27489		
Totals	66747.00	66747.00		69695	69695	

Total	2016 Actual	Hours Purchased	+/-	2017 Actual	Hours Purchased	+ / -
Patrol	20115			21567.68		
Invest.	26601			26239.46		
VASCAR	167			88.95		
Court	2726			2590.97		
Assigned	23588			24595.93		
Totals	73200	73200		75082.99	75083.01	

Total	2018 Actual	Hours Purchased	+/-	2019 Actual	Hours Purchased	+/-
Patrol	21961			22621.37		
Invest.	24861			26166.95		
VASCAR	320			260.90		
Court	2117			2866.61		
Assigned	25823			25254.16		
Totals	75083	75083	- .02	77169.99	77170.00	---

2012 – 2019 Total Hours Over / Under Purchased Vs. Actual

Tobyhanna Twp	2012 Actual	Hours Purchased	+/-	2013 Actual	Hours Purchased	+/-
Patrol	9210.3			6559.4		
Invest.	7280.3			8490.0		
VASCAR	178.8			160.3		
Court	632.9			780.4		
Assigned	6928.9			7460.6		
Totals	24231.1	24082.8	+148	23450.6	23671.9	-221

Tobyhanna Twp	2014 Actual	Hours Purchased	+/-	2015 Actual	Hours Purchased	+/-
Patrol	6742.58			8559		
Invest.	5071.48			4974		
VASCAR	91			97		
Court	506.72			455		
Assigned	8711.37			8628		
Totals	21123.15	21933.06	-670	22713	21932	+781

Tobyhanna Twp	2016 Actual	Hours Purchased	+/-	2017 Actual	Hours Purchased	+/-
Patrol	9170			9364.46		
Invest.	5378			5875.52		
VASCAR	49			31.23		
Court	581			400.55		
Assigned	7245			7555.87		
Totals	22422	22480	-58	23227.63	23065.5	+162.13

Tobyhanna Twp	2018 Actual	Hours Purchased	+/-	2019 Actual	Hours Purchased	+/-
Patrol	9272			9574		
Invest.	5429			5649		
VASCAR	115			92		
Court	386			492		
Assigned	7933			7758		
Totals	23136	23065	+70.5	23568	23706	-138

2012 – 2019 Total Hours Over / Under Purchased Vs. Actual

Mount Pocono	2012 Actual	Hours Purchased	+/-	2013 Actual	Hours Purchased	+/-
Patrol	1329.3			1642.7		
Invest.	5029.1			4311.5		
VASCAR	57.0			52.0		
Court	386.3			637.5		
Assigned	2780.0			2993.3		
Totals	9581.5	9662.4	-81	9636.9	9497.5	+139

Mount Pocono	2014 Actual	Hours Purchased	+/-	2015 Actual	Hours Purchased	+/-
Patrol	1269.93			522		
Invest.	3962.90			3792		
VASCAR	26.68			10		
Court	500.17			595		
Assigned	3502.04			3469		
Totals	9261.72	8817	+559	8388	8818	-430

Mount Pocono	2016 Actual	Hours Purchased	+/-	2017 Actual	Hours Purchased	+/-
Patrol	995			1340.65		
Invest.	4481			3942.11		
VASCAR	11			12.13		
Court	619			570.72		
Assigned	2859			2981.01		
Totals	8965	8872	+93	8846.62	9100.06	- 253.44

Mount Pocono	2018 Actual	Hours Purchased	+/-	2019 Actual	Hours Purchased	+/-
Patrol	1938.52			1952		
Invest.	3510.25			3935		
VASCAR	39.5			25		
Court	438.55			458		
Assigned	3129.85			3060		
Totals	9056.67	9100.06	- 43.39	9434	9353	+81

2012 – 2019 Total Hours Over / Under Purchased Vs. Actual

Tunkhannock Twp.	2012 Actual	Hours Purchased	+/-	2013 Actual	Hours Purchased	+/-
Patrol	2161.5			2269.8		
Invest.	3753.3			3929.5		
VASCAR	117.3			134.0		
Court	386.8			357.0		
Assigned	2632.6			2834.6		
Totals	9051.3	9150.0	-99	9524.8	8993.9	+531

Tunkhannock Twp.	2014 Actual	Hours Purchased	+/-	2015 Actual	Hours Purchased	+/-
Patrol	1363.53			756		
Invest.	3409.43			3858		
VASCAR	28.70			7		
Court	315.43			478		
Assigned	3313.82			3282		
Totals	8430.91	8343	+208	8381	8344	+37

Tunkhannock Twp.	2016 Actual	Hours Purchased	+/-	2017 Actual	Hours Purchased	+/-
Patrol	1395			2431.16		
Invest.	3189			3254.85		
VASCAR	37			16.17		
Court	397			417.27		
Assigned	2708			2823.61		
Totals	7726	8403	-677	8943.06	8619.53	+323.53

Tunkhannock Twp.	2018 Actual	Hours Purchased	+/-	2019 Actual	Hours Purchased	+/-
Patrol	2020.33			2675		
Invest.	3309.4			3195		
VASCAR	43.07			58		
Court	128.3			157		
Assigned	2964.58			2899		
Totals	8465.68	8619.53	-153.85	8985	8859	+126

2012 – 2019 Total Hours Over / Under Purchased Vs. Actual

Coolbaugh Twp.	2012 Actual	Hours Purchased	+/-	2013 Actual	Hours Purchased	+/-
Patrol	6234.8			6732.9		
Invest.	14042.8			11881.8		
VASCAR	95.0			96.3		
Court	1244.4			1239.6		
Assigned	8719.0			9388.1		
Totals	30336.	30304.8	-32	29338.7	29787.	-449

Coolbaugh Twp.	2014 Actual	Hours Purchased	+/-	2015 Actual	Hours Purchased	+/-
Patrol	4348.82			4064		
Invest.	11539.35			11545		
VASCAR	31.82			21		
Court	1027.90			908		
Assigned	10983.33			10879		
Totals	27931.22	27653	-98	27417	27653	-237

Coolbaugh Twp.	2016 Actual	Hours Purchased	+/-	2017 Actual	Hours Purchased	+/-
Patrol	6404			6342.18		
Invest.	11638			11070.48		
VASCAR	39			14.15		
Court	932			1039.78		
Assigned	8745			9117.71		
Totals	27758	27135	+ 623	27584.3	27833.27	-248.97

Coolbaugh Twp.	2018 Actual	Hours Purchased	+/-	2019 Actual	Hours Purchased	+/-
Patrol	6631.62			6130		
Invest.	10591.36			11494		
VASCAR	58.77			68		
Court	1030.32			1453		
Assigned	9572.92			9361		
Totals	27884.99	27833.27	+ 51.72	28508	28606	-97

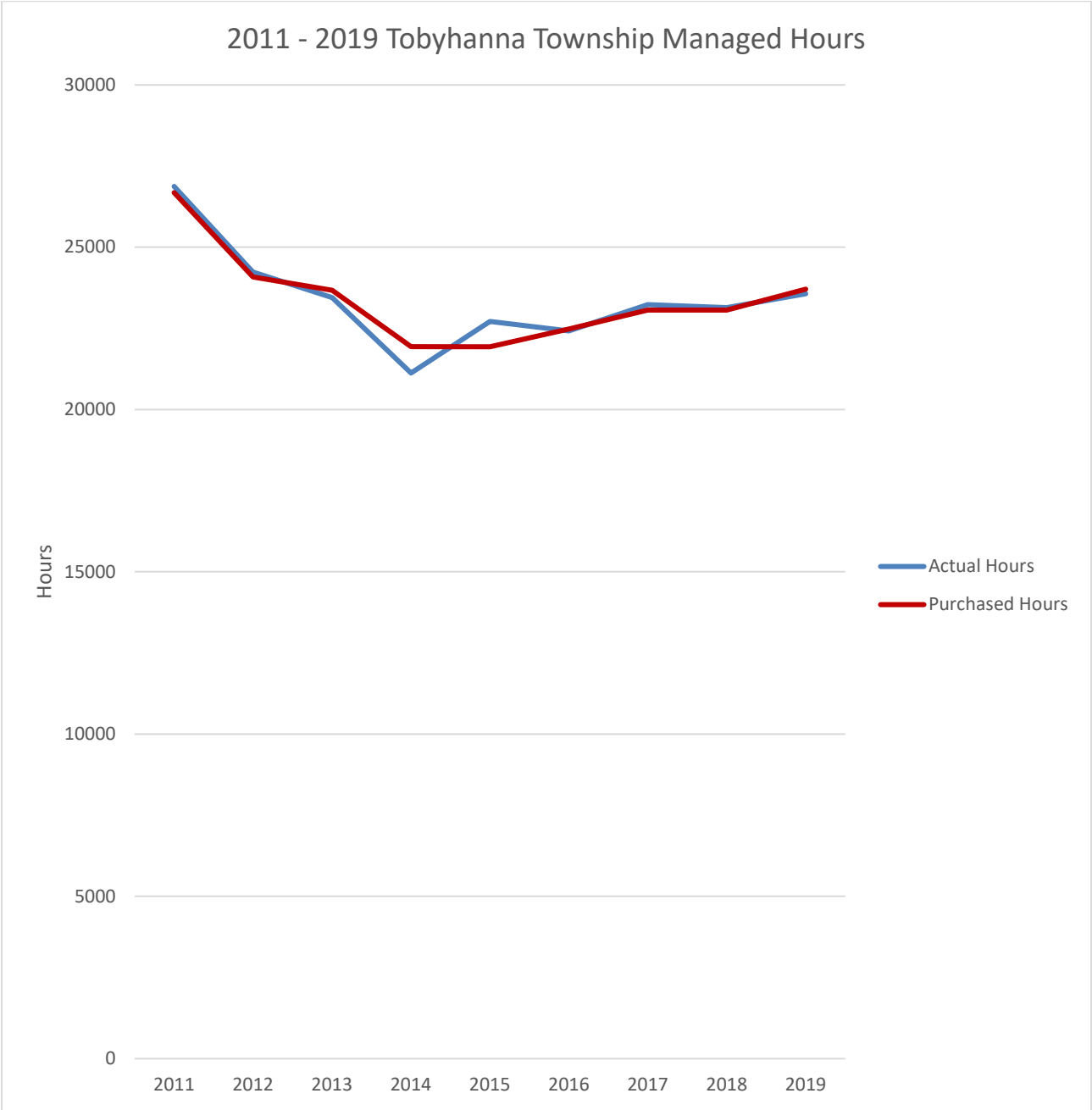
2015 – 2019 Total Hours Over / Under Purchased Vs. Actual

Barrett Township	2015 Actual	Hours Purchased	+/-	2016 Actual	Hours Purchased	+/-
Patrol	465			2151		
Invest.	1027			1915		
VASCAR	0			31		
Court	73			197		
Assigned	1231			2031		
Totals	2796	2948	-152	6326	6303	+24

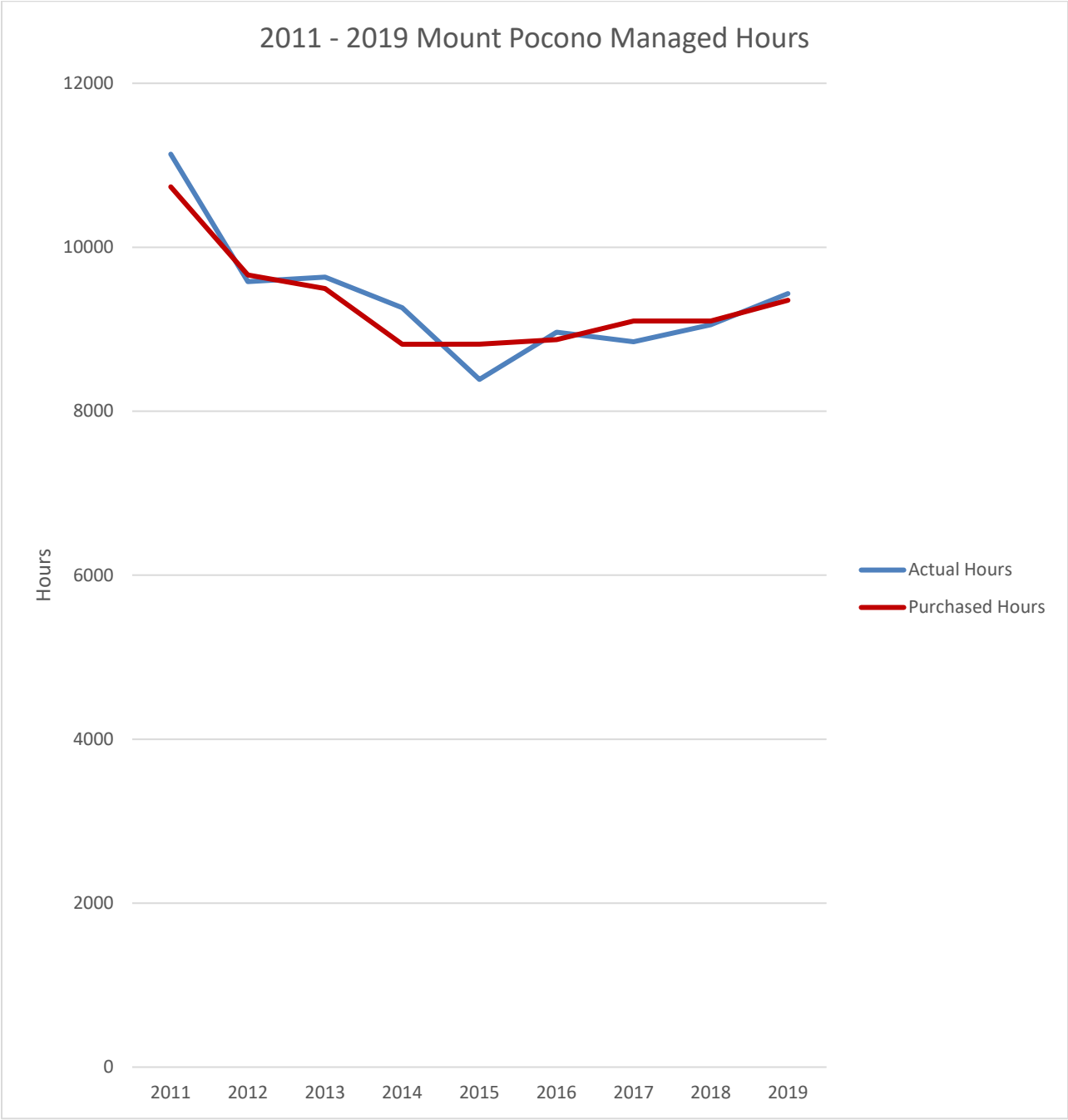
Barrett Township	2017 Actual	Hours Purchased	+/-	2018 Actual	Hours Purchased	+/-
Patrol	2089.23			2098.38		
Invest.	2096.50			2021.05		
VASCAR	15.27			62.95		
Court	162.65			133.83		
Assigned	2117.73			2223.44		
Totals	6481.38	6464.65	+16.73	6539.65	6464.65	+75

Barrett Township	2019 Actual	Hours Purchased	+/-			
Patrol	2287					
Invest.	1891					
VASCAR	16					
Court	303					
Assigned	2174					
Totals	6673	6644	+28			

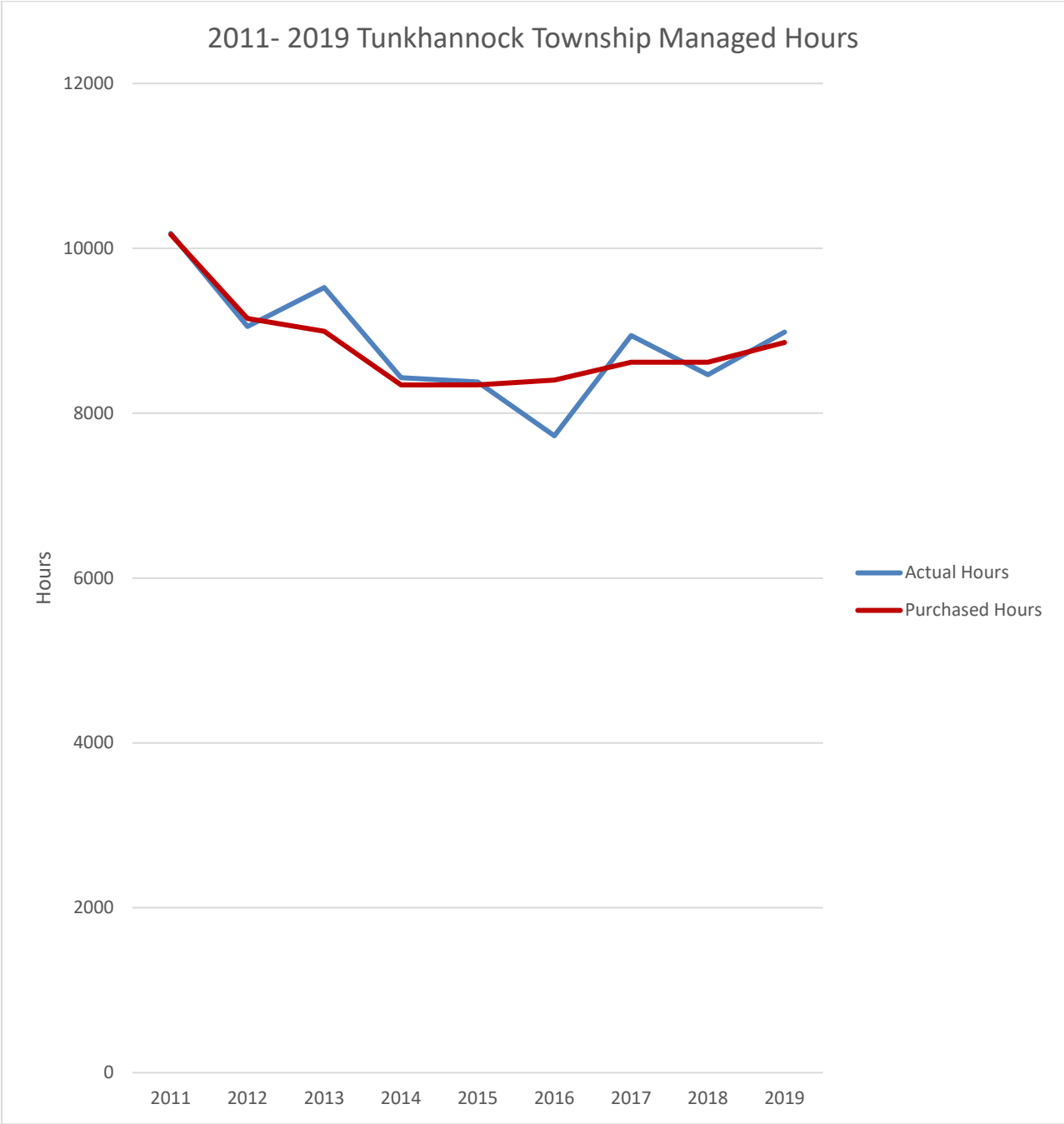
Pocono Mountain Regional Police Purchased Vs. Actual Hours



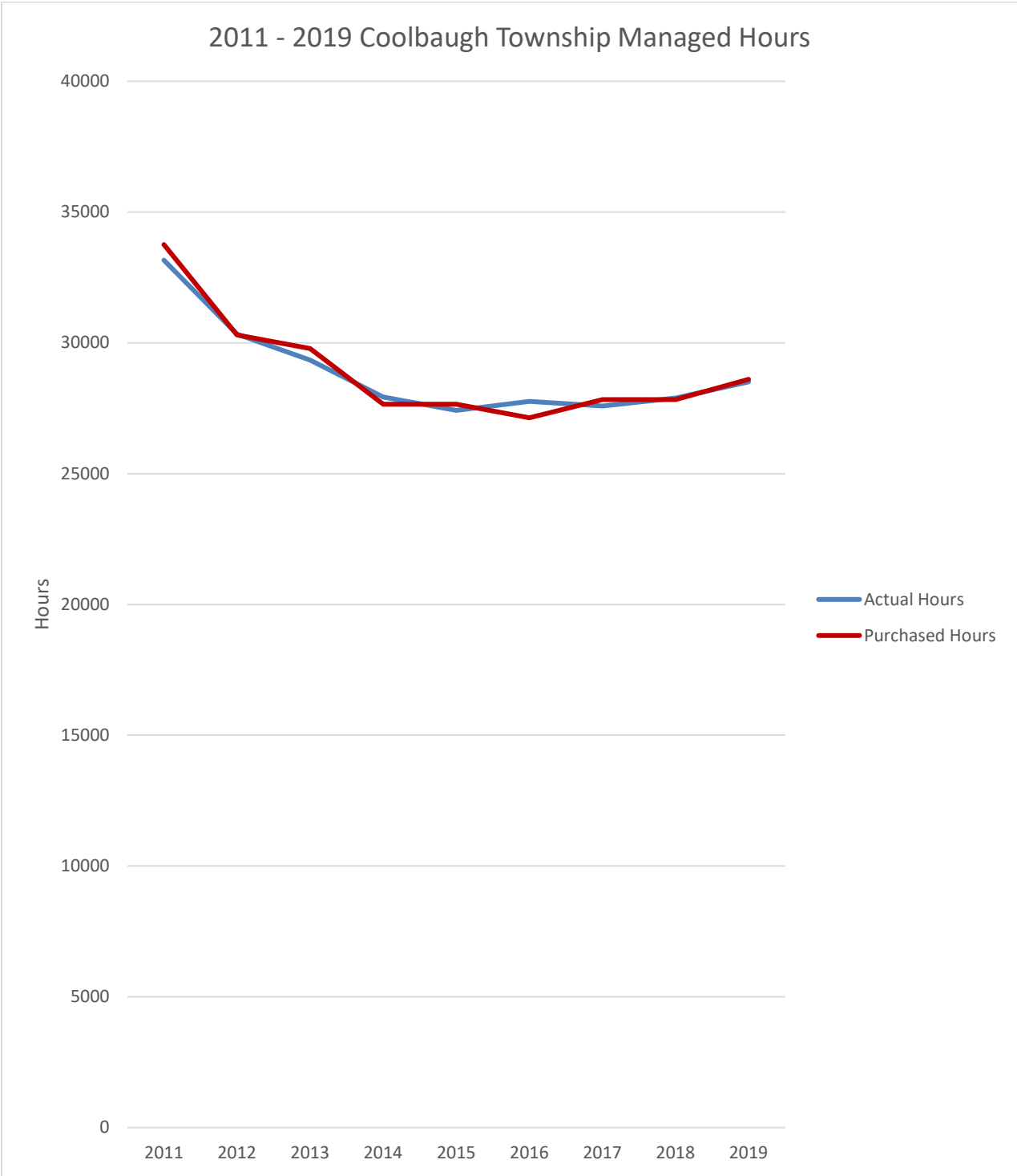
Pocono Mountain Regional Police Purchased Vs. Actual Hours



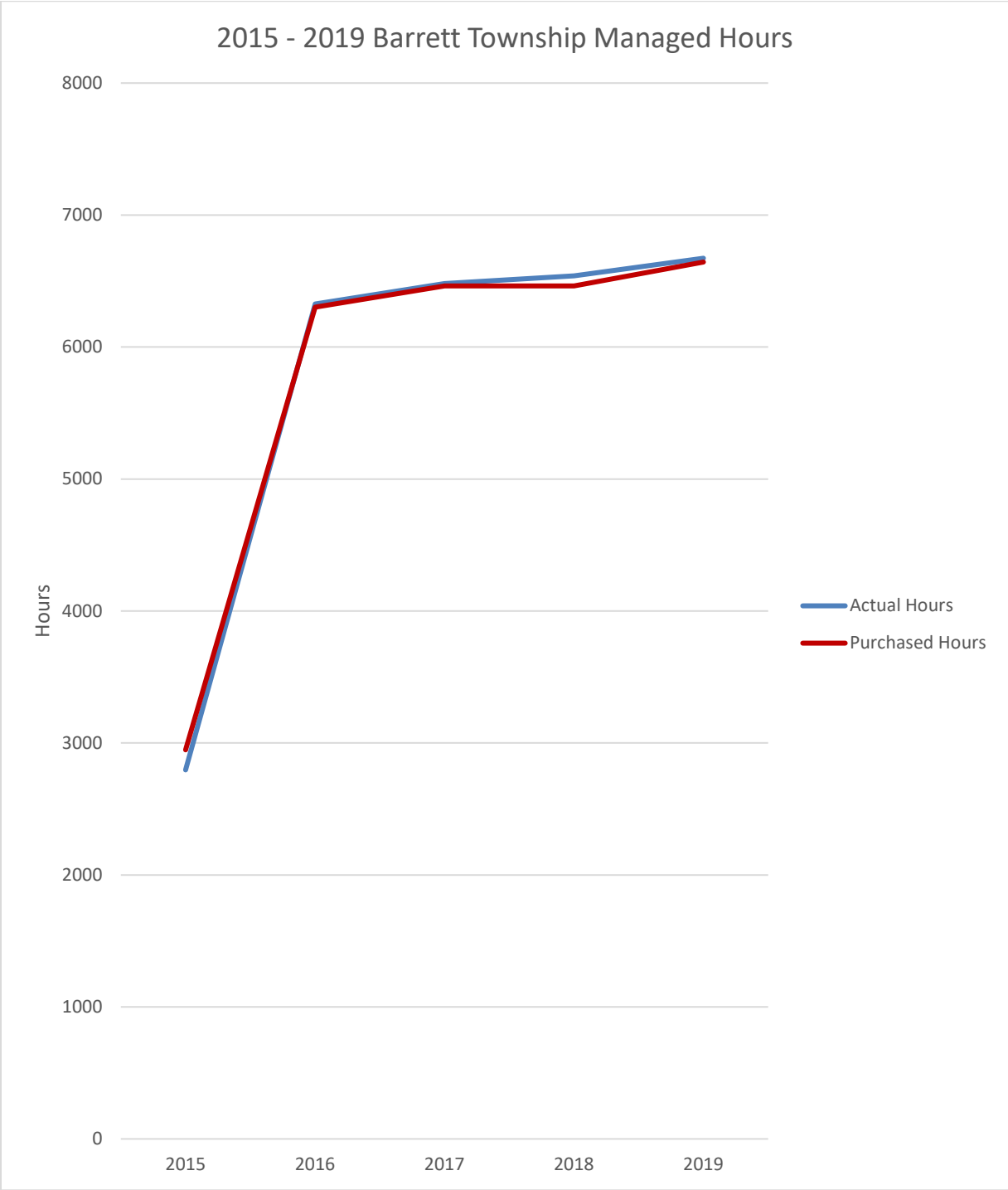
Pocono Mountain Regional Police Purchased Vs. Actual Hours



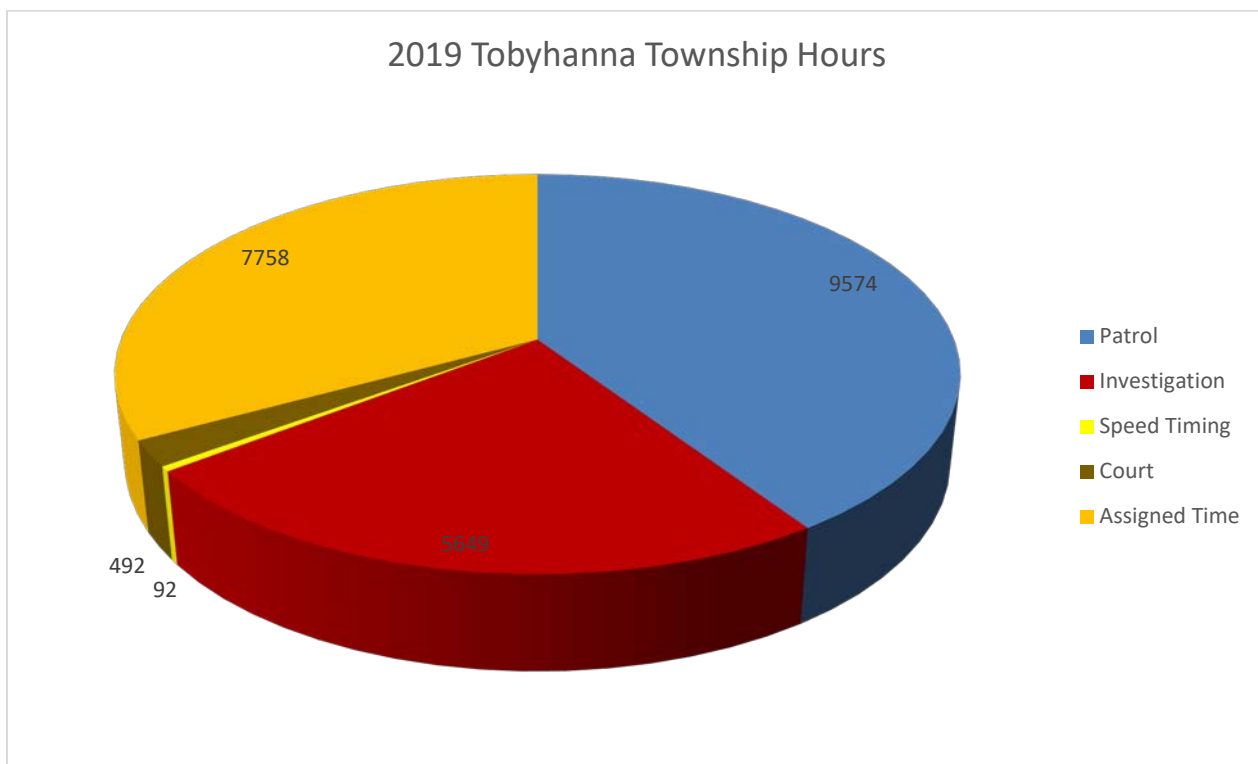
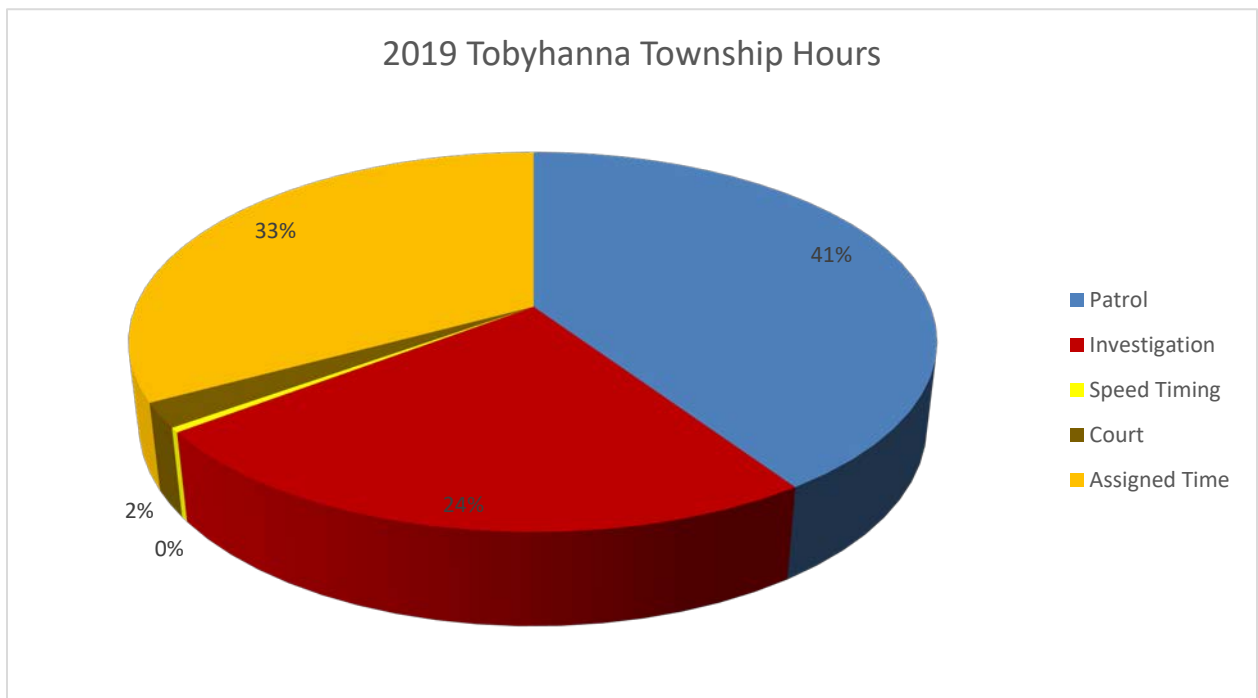
Pocono Mountain Regional Police Purchased Vs. Actual Hours



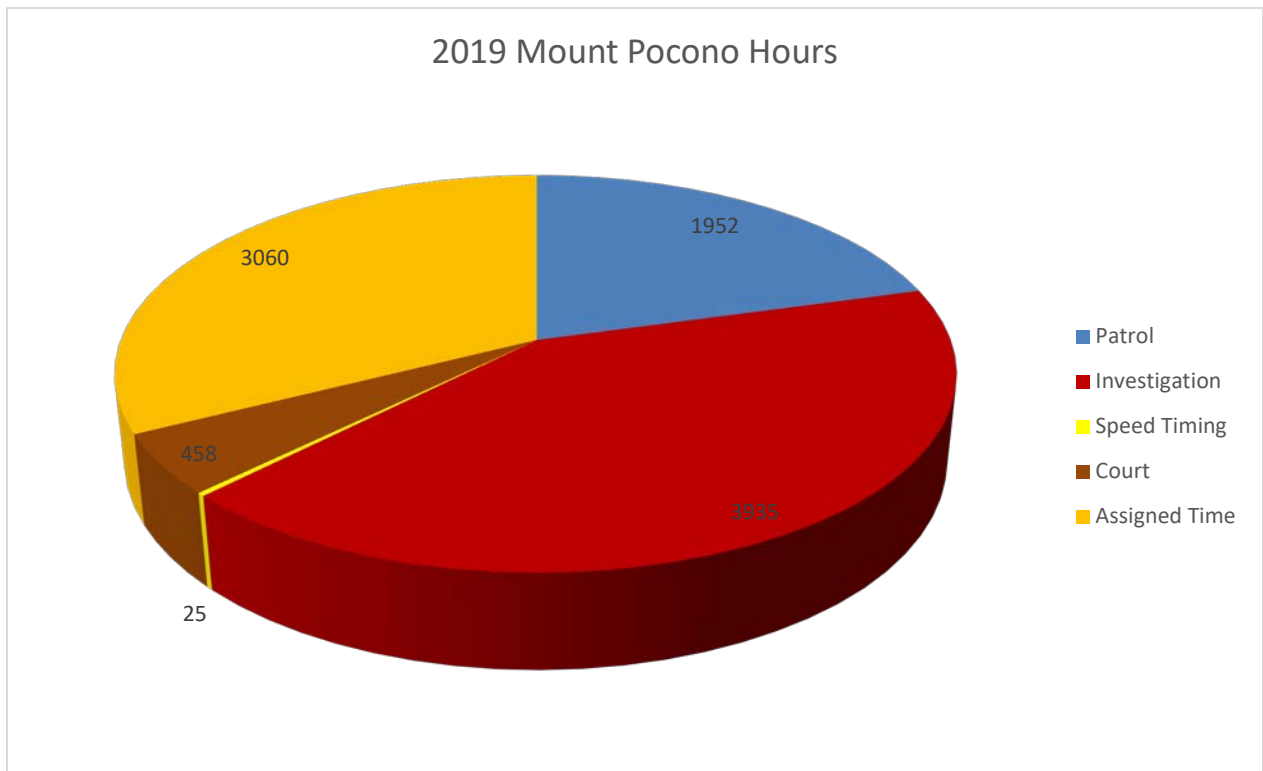
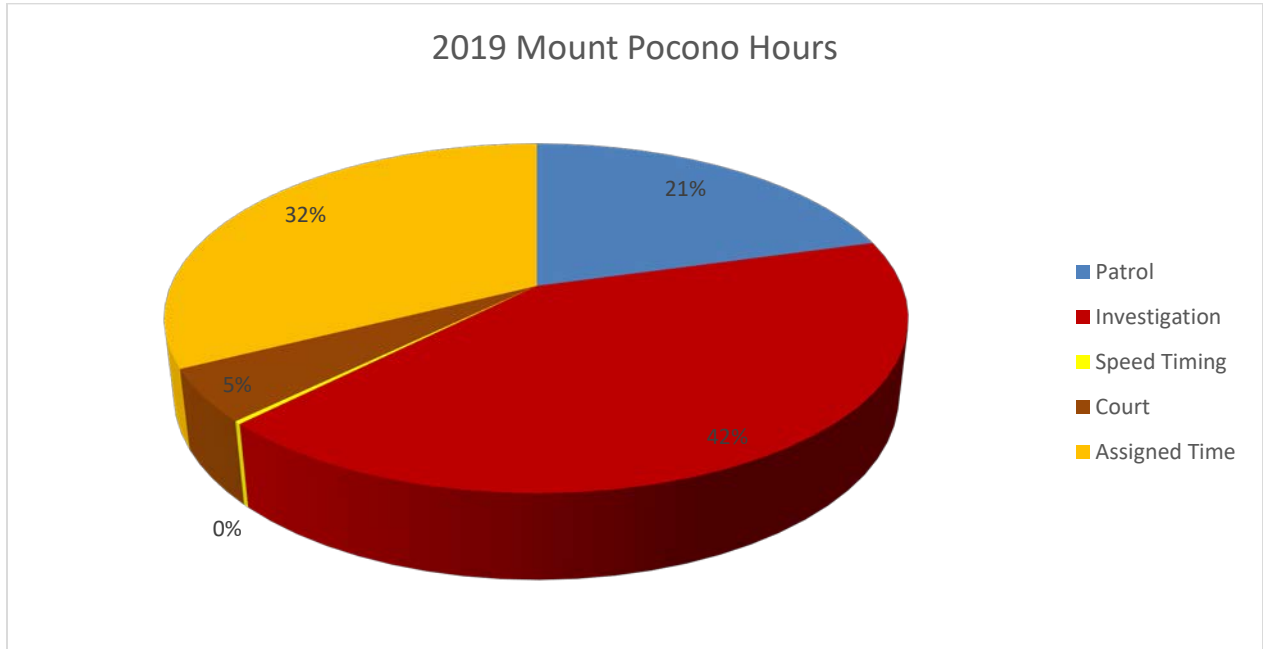
Pocono Mountain Regional Police Purchased Vs. Actual Hours



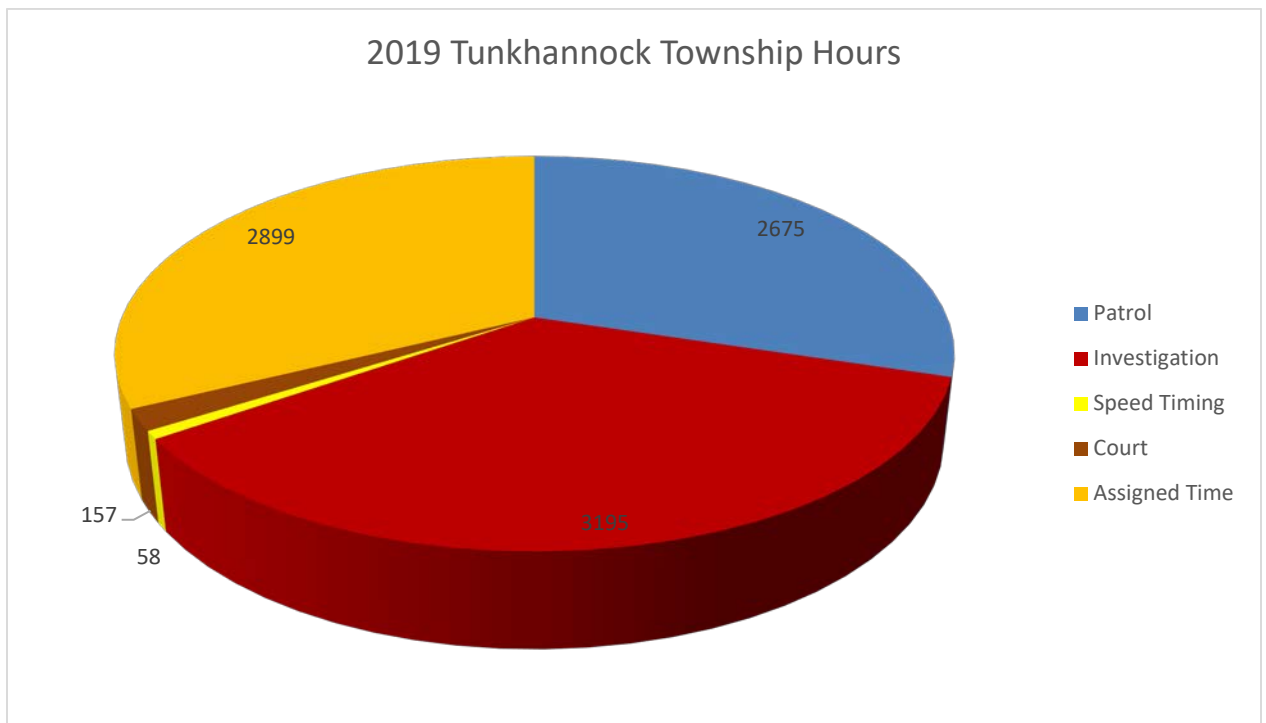
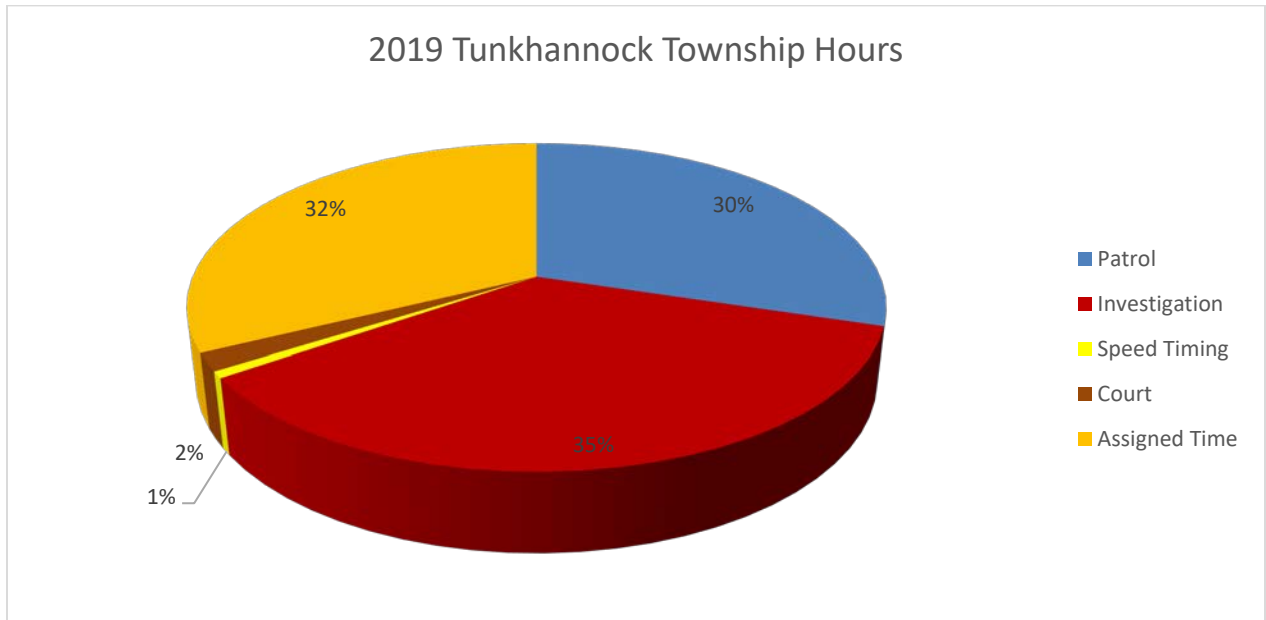
Breakdown of Hours within a Municipality 2019



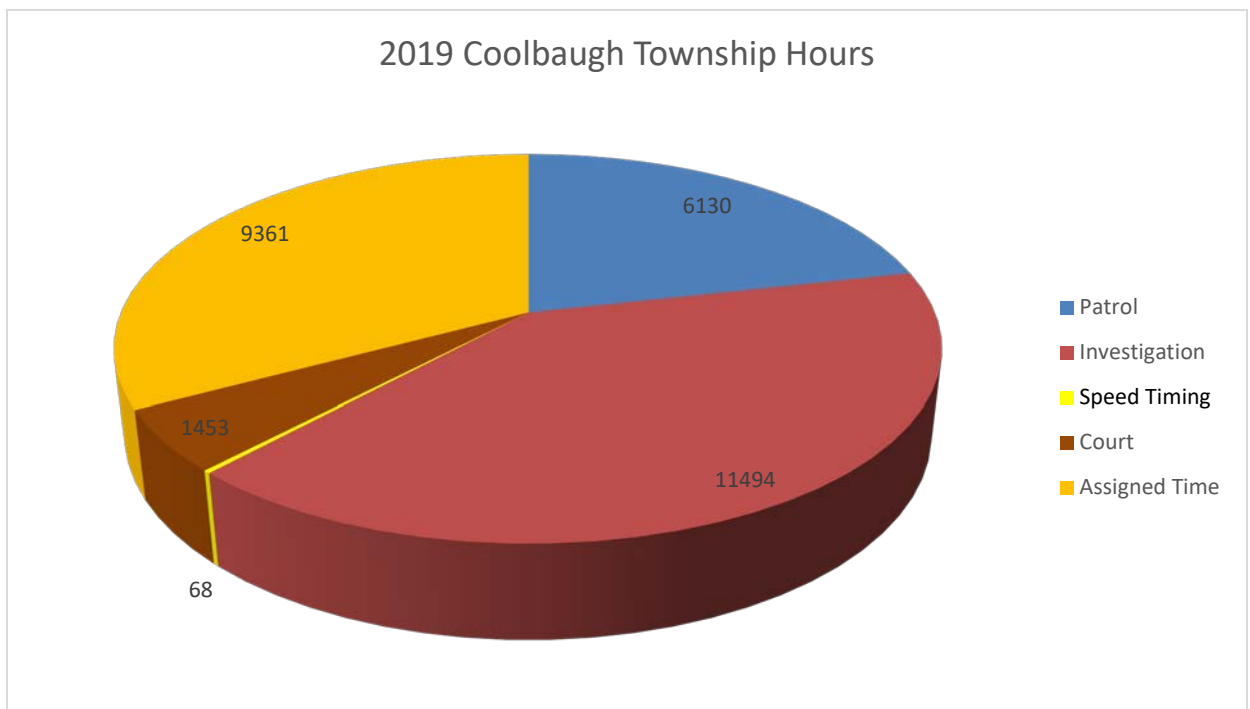
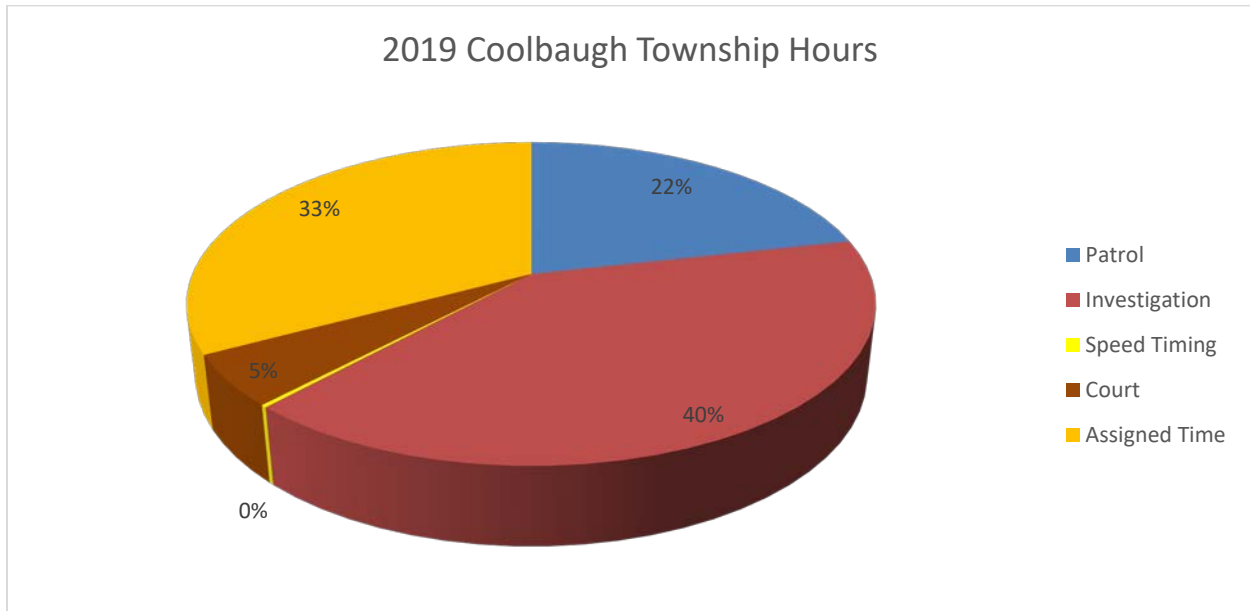
Breakdown of Hours within a Municipality 2019



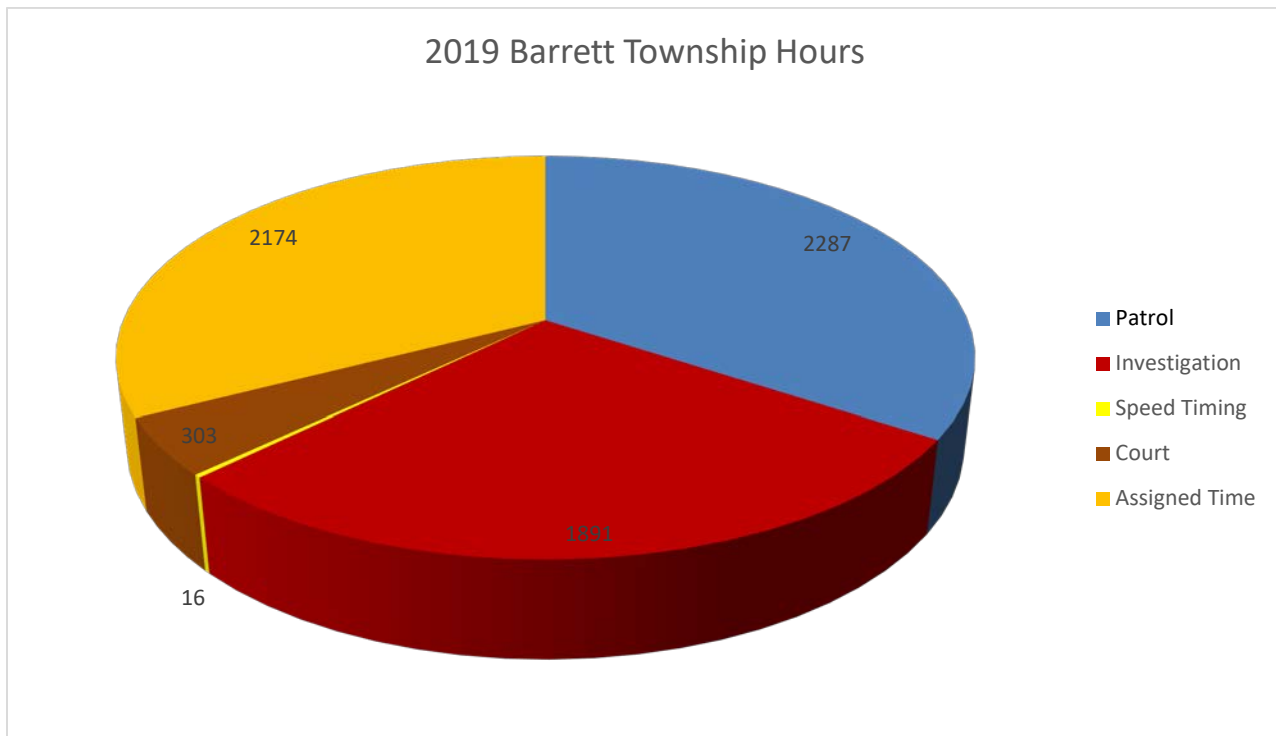
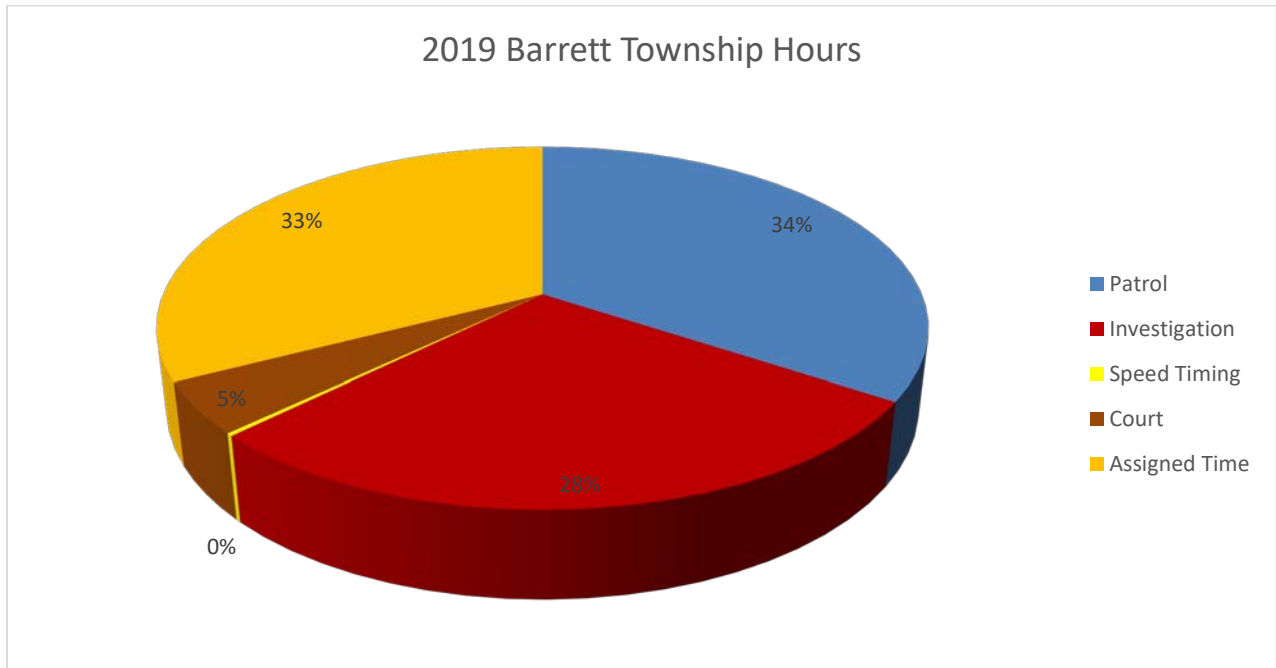
Breakdown of Hours within a Municipality 2019



Breakdown of Hours within a Municipality 2019



Breakdown of Hours within a Municipality 2019



Breakdown of Activity within the Region 2019

	2009	%	2010	%	2011	%	2012	%	2013	%	2014	%	2015	%
Complaints Accidents	16299		16028		13950		13802		12824		11916		12507	
Criminal Arrests	1871		1930		1683		1505		1236		1183		1315	
Traffic Arrests	5248		5568		4648		2648		2571		1726		3300	
Traffic Warnings	4845		5651		3982		2550		1605		1135		1797	
Ordinance Arrests	144		236		189		139		219		129		480	
Totals	28407		29413		24452		20644		18455		16040		19399	

	2016	%	2017	%	2018	%	2019	%
Complaints Accidents	12957		13786		13678		13983	66.68
Criminal Arrests	1420		1419		1083		1167	5.56
Traffic Arrests	3904		3777		3090		2575	12.27
Traffic Warnings	1892		2519		2055		3028	14.43
Ordinance Arrests	352		345		189		217	1.03
Totals	20525		21846		20095		20970	

Breakdown of Activity within a Municipality 2019

Tobyhanna Township	2009	%	2010	%	2011	%	2012	%	2013	%	2014	%	2015	%
Complaints Accidents	4406	27%	4404	27%	3817	27%	3823	28%	3563	28%	2857	24%	2992	24%
Criminal Arrests	535	29%	522	27%	403	24%	307	20%	353	29%	276	23%	285	22%
Traffic Arrests	2054	39%	2018	36%	1901	41%	886	33%	800	31%	478	28%	1440	44%
Traffic Warnings	1995	41%	2138	38%	1737	44%	1145	45%	582	36%	457	40%	889	49%
Ordinance Arrests	47	33%	42	18%	36	19%	37	27%	28	13%	14	11%	117	24%
Totals	9037		9124		7894		6198		5326		4082		5723	

	2016	%		2017	%		2018	%		2019	%
Complaints Accidents	2853	22%	Complaints Accidents	3289	24%	Complaints Accidents	3317	24%	Complaints Accidents	3559	63.75
Criminal Arrests	333	23%	Criminal Arrests	330	23%	Criminal Arrests	280	25%	Criminal Arrests	327	5.85
Traffic Arrests	1186	30%	Traffic Arrests	1131	30%	Traffic Arrests	859	27%	Traffic Arrests	709	12.70
Traffic Warnings	709	37%	Traffic Warnings	938	37%	Traffic Warnings	639	31%	Traffic Warnings	956	17.12
Ordinance Arrests	58	16%	Ordinance Arrests	40	12%	Ordinance Arrests	25	13%	Ordinance Arrests	31	.005
Totals	5139	25%	Totals	5728	26%	Totals	5120	25%	Totals	5582	

Breakdown of Activity within a Municipality 2019

Mount Pocono Borough	2009	%	2010	%	2011	%	2012	%	2013	%	2014	%	2015	%
Complaints Accidents	2561	16%	2594	16%	2320	17%	2360	17%	2188	17%	2092	18%	2062	16%
Criminal Arrests	392	21%	492	25%	381	23%	365	24%	348	28%	311	26%	369	28%
Traffic Arrests	1212	23%	1158	21%	1026	22%	544	21%	632	25%	571	33%	732	22%
Traffic Warnings	887	18%	1157	20%	860	22%	409	16%	384	24%	296	26%	294	16%
Ordinance Arrests	37	26%	85	36%	90	48%	43	31%	130	59%	65	50%	290	60%
Totals	5089		5486		4677		3721		3682		3335		3747	

	2016	%		2017	%		2018	%		2019	%
Complaints Accidents	2119	16%	Complaints Accidents	2303	17%	Complaints Accidents	2186	15%	Complaints Accidents	2359	57.21
Criminal Arrests	341	24%	Criminal Arrests	381	27%	Criminal Arrests	257	23%	Criminal Arrests	267	6.47
Traffic Arrests	945	24%	Traffic Arrests	897	24%	Traffic Arrests	910	29%	Traffic Arrests	676	16.39
Traffic Warnings	422	22%	Traffic Warnings	521	21%	Traffic Warnings	541	26%	Traffic Warnings	697	16.90
Ordinance Arrests	215	61%	Ordinance Arrests	175	51%	Ordinance Arrests	89	47%	Ordinance Arrests	124	3.00
Totals	4042	20%	Totals	4277	20%	Totals	3983	19%	Totals	4123	

Breakdown of Activity within a Municipality 2019

Tunkhannock Township	2009	%	2010	%	2011	%	2012	%	2013	%	2014	%	2015	%
Complaints Accidents	2279	14%	2187	14%	1819	13%	1918	14%	1749	14%	1574	13%	1678	13%
Criminal Arrests	256	14%	232	12%	203	12%	204	14%	138	11%	141	12%	202	15%
Traffic Arrests	467	9%	892	16%	507	11%	340	13%	399	16%	131	8%	143	4%
Traffic Warnings	358	7%	485	9%	326	8%	291	11%	224	14%	98	9%	86	5%
Ordinance Arrests	13	9%	4	2%	5	3%	11	8%	1	0%	1	1%	3	1%
Totals	3373		3800		2860		2764		2511		1945		2112	

	2016	%		2017	%		2018	%		2019	%
Complaints Accidents	1588	12%	Complaints Accidents	1714	12%	Complaints Accidents	1646	12%	Complaints Accidents	1692	72.55
Criminal Arrests	151	11%	Criminal Arrests	133	9%	Criminal Arrests	102	9%	Criminal Arrests	104	4.45
Traffic Arrests	326	8%	Traffic Arrests	425	11%	Traffic Arrests	271	8%	Traffic Arrests	262	11.23
Traffic Warnings	103	5%	Traffic Warnings	235	9%	Traffic Warnings	185	9%	Traffic Warnings	270	11.57
Ordinance Arrests	4	.11%	Ordinance Arrests	8	2%	Ordinance Arrests	1	0%	Ordinance Arrests	4	.17
Totals	2172	11%	Totals	2515	12%	Totals	2205	10%	Totals	2332	

Breakdown of Activity within a Municipality 2019

Coolbaugh Township	2009	%	2010	%	2011	%	2012	%	2013	%	2014	%	2015	%
Complaints Accidents	7053	43%	6843	43%	5994	43%	5701	41%	5324	42%	5344	45%	5216	42%
Criminal Arrests	688	36%	684	35%	696	41%	629	42%	397	32%	455	38%	424	32%
Traffic Arrests	1515	29%	1500	27%	1214	26%	878	33%	740	29%	546	32%	877	27%
Traffic Warnings	1605	34%	1871	33%	1059	27%	705	28%	415	26%	284	25%	490	27%
Ordinance Arrests	47	32%	105	44%	58	31%	48	35%	60	27%	49	38%	70	15%
Totals	10908		11003		9021		7961		6936		6678		7077	

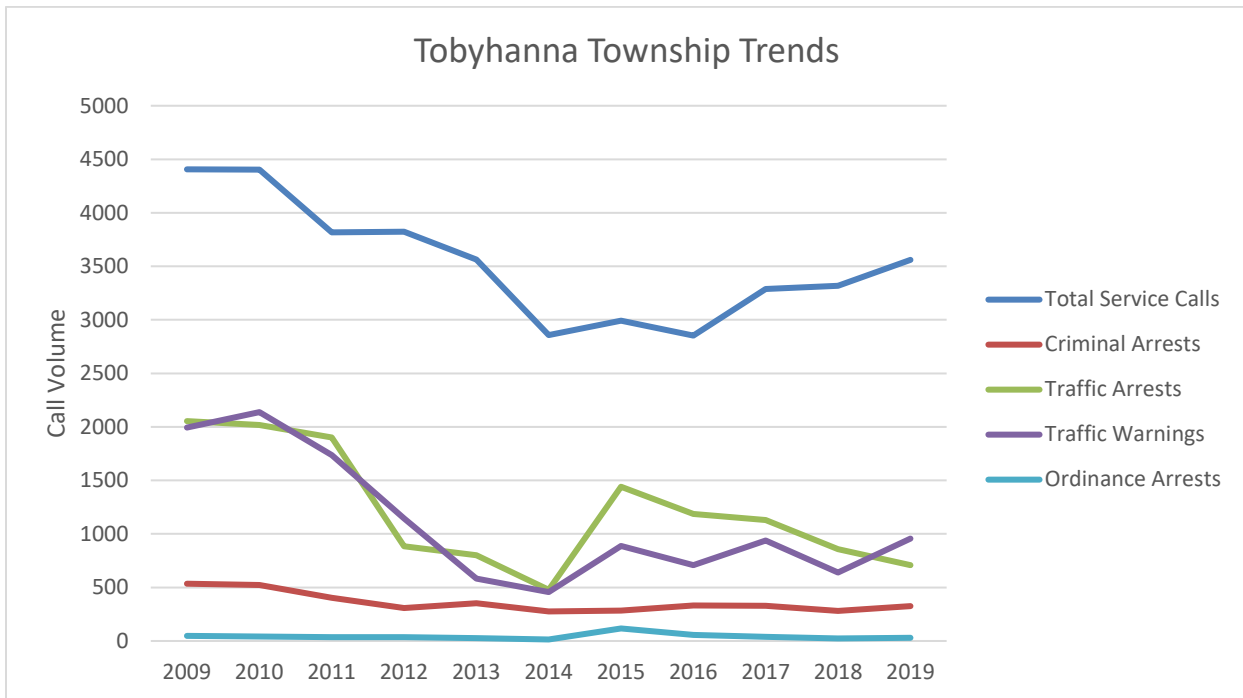
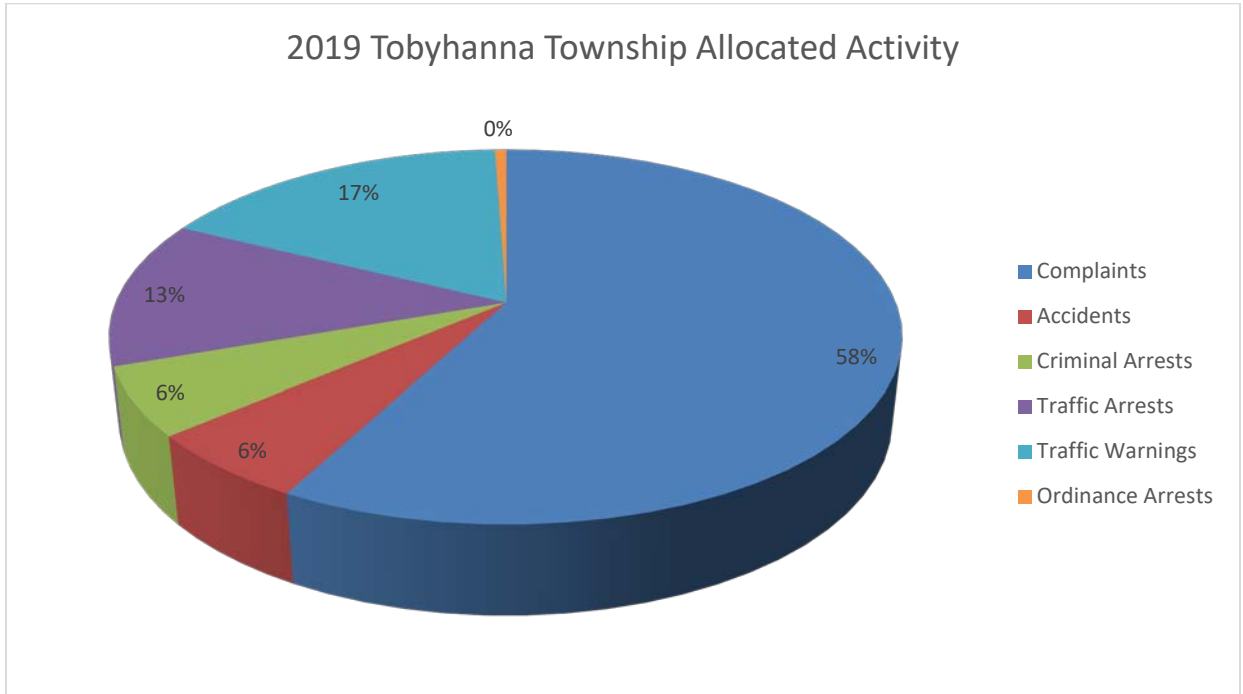
	2016	%		2017	%		2018	%		2019	%
Complaints Accidents	5278	41%	Complaints Accidents	5360	39%	Complaints Accidents	5499	40%	Complaints Accidents	5350	71.35
Criminal Arrests	459	32%	Criminal Arrests	496	35%	Criminal Arrests	395	36%	Criminal Arrests	422	5.62
Traffic Arrests	1172	30%	Traffic Arrests	1119	30%	Traffic Arrests	892	28%	Traffic Arrests	778	10.37
Traffic Warnings	545	29%	Traffic Warnings	650	26%	Traffic Warnings	512	24%	Traffic Warnings	890	11.98
Ordinance Arrests	74	21%	Ordinance Arrests	122	35%	Ordinance Arrests	73	38%	Ordinance Arrests	58	.77
Totals	7528	37%	Totals	7747	35%	Totals	7371	36%	Totals	7498	

Breakdown of Activity within a Municipality 2019

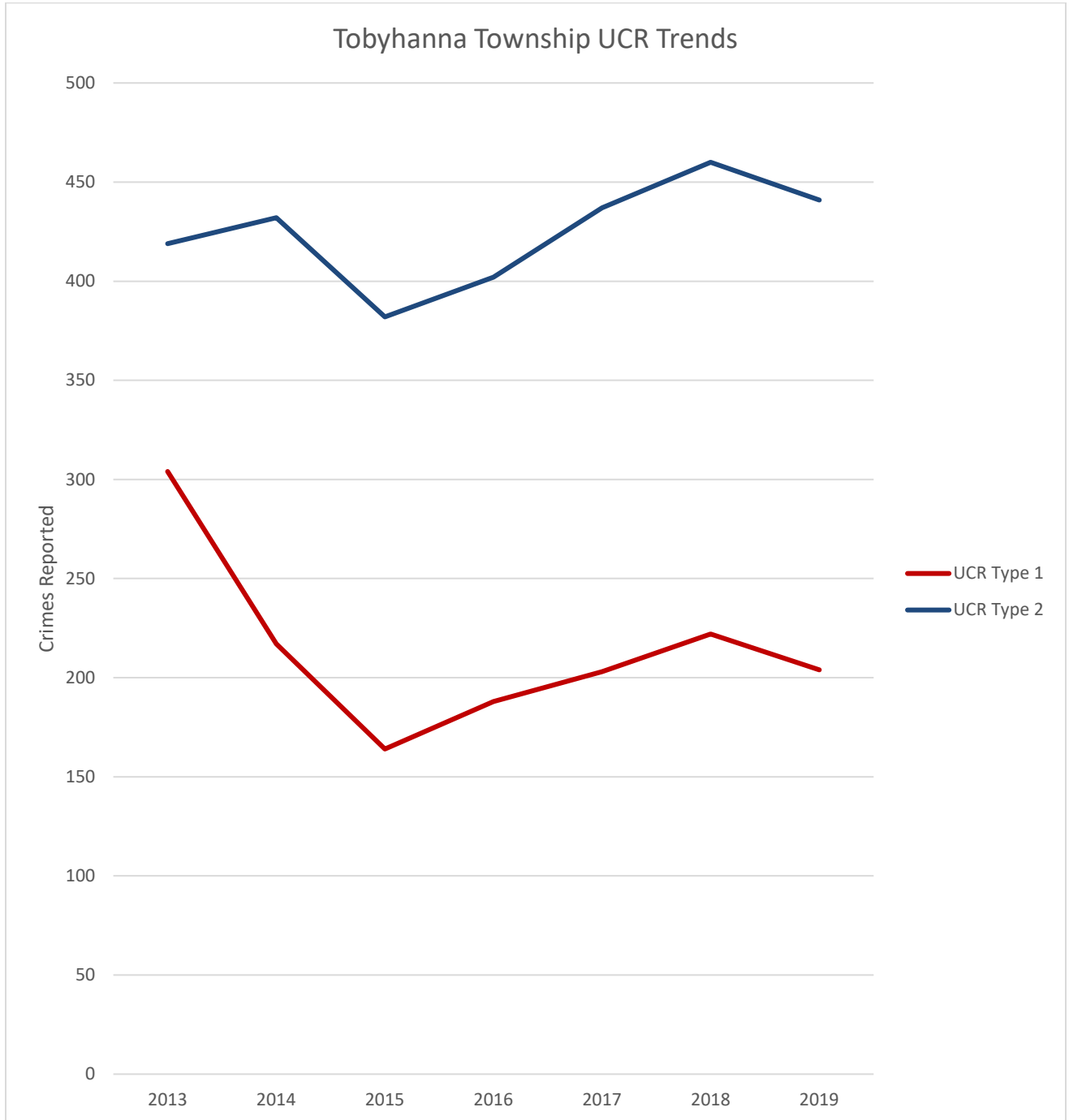
Barrett Township	2009	%	2010	%	2011	%	2012	%	2013	%	2014	%	2015	%
Complaints Accidents													510	4%
Criminal Arrests													35	3%
Traffic Arrests													108	3%
Traffic Warnings													38	2%
Ordinance Arrests													0	0
Totals													691	

	2016	%		2017	%		2018	%		2019	%
Complaints Accidents	1086	8%	Complaints Accidents	1082	8%	Complaints Accidents	987	7%	Complaints Accidents	976	71.34
Criminal Arrests	132	9%	Criminal Arrests	78	5%	Criminal Arrests	45	4%	Criminal Arrests	44	3.21
Traffic Arrests	275	7%	Traffic Arrests	203	5%	Traffic Arrests	158	5%	Traffic Arrests	141	10.30
Traffic Warnings	113	6%	Traffic Warnings	173	7%	Traffic Warnings	172	8%	Traffic Warnings	207	15.13
Ordinance Arrests	1	.28%	Ordinance Arrests	0	0%	Ordinance Arrests	1	0%	Ordinance Arrests	0	0
Totals	1607	8%	Totals	1536	7%	Totals	1363	6%	Totals	1368	

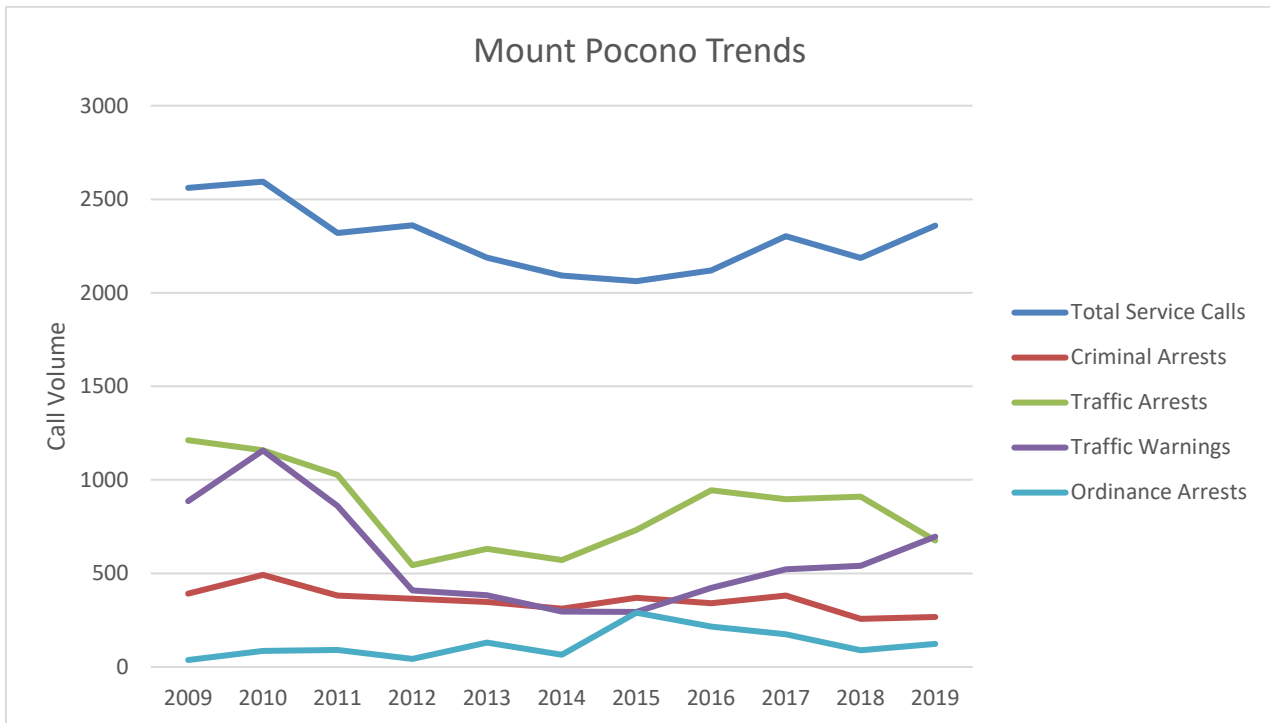
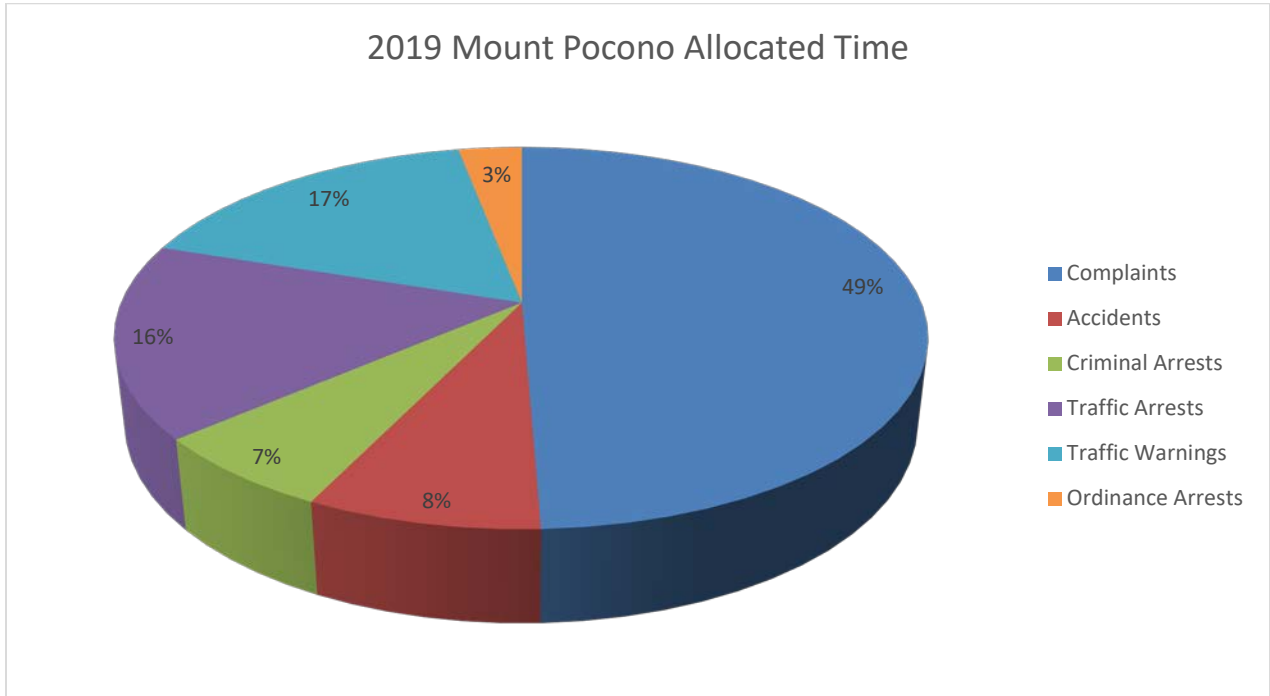
Allocated Time and Trends 2019



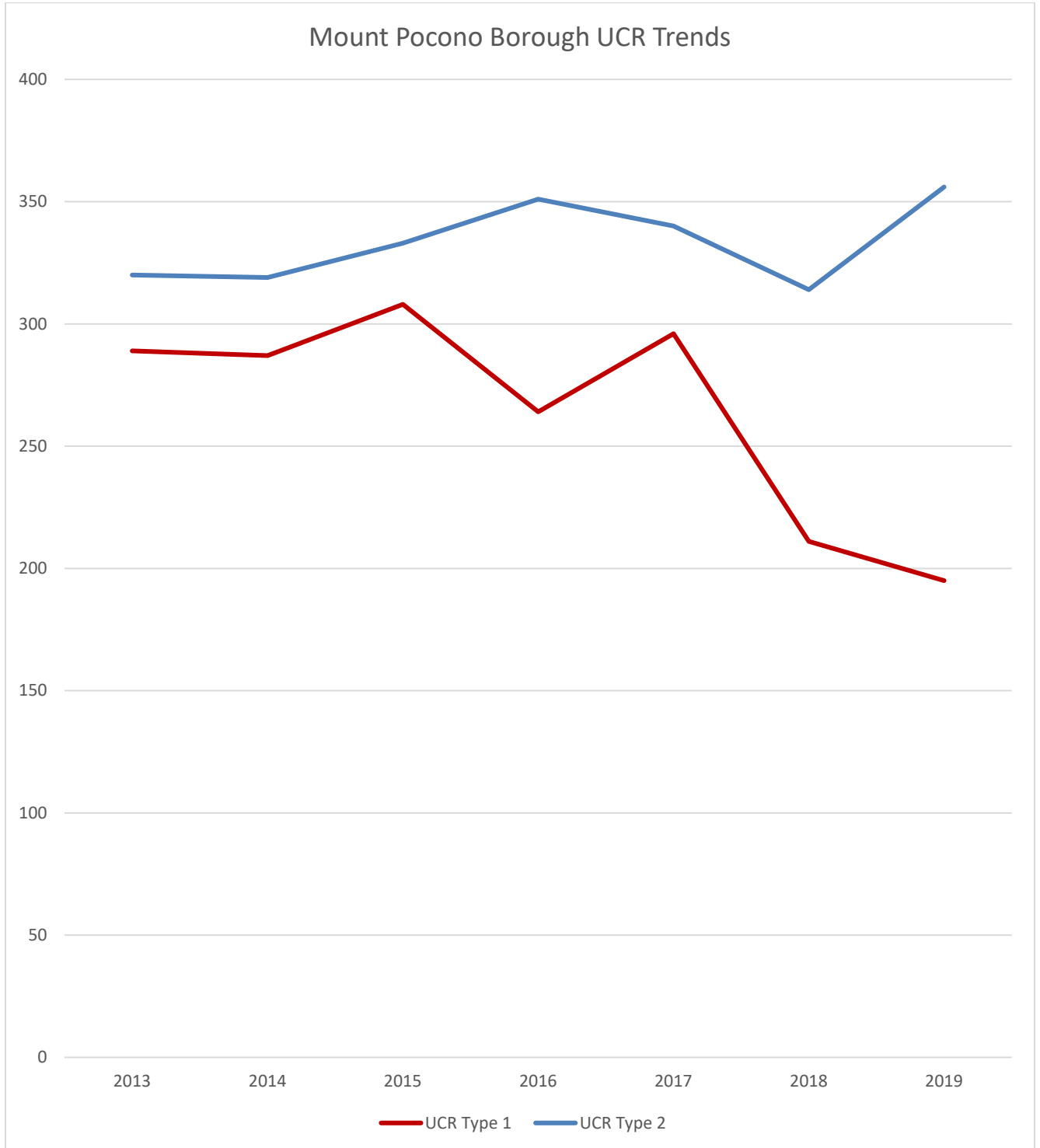
Allocated Time and Trends 2019



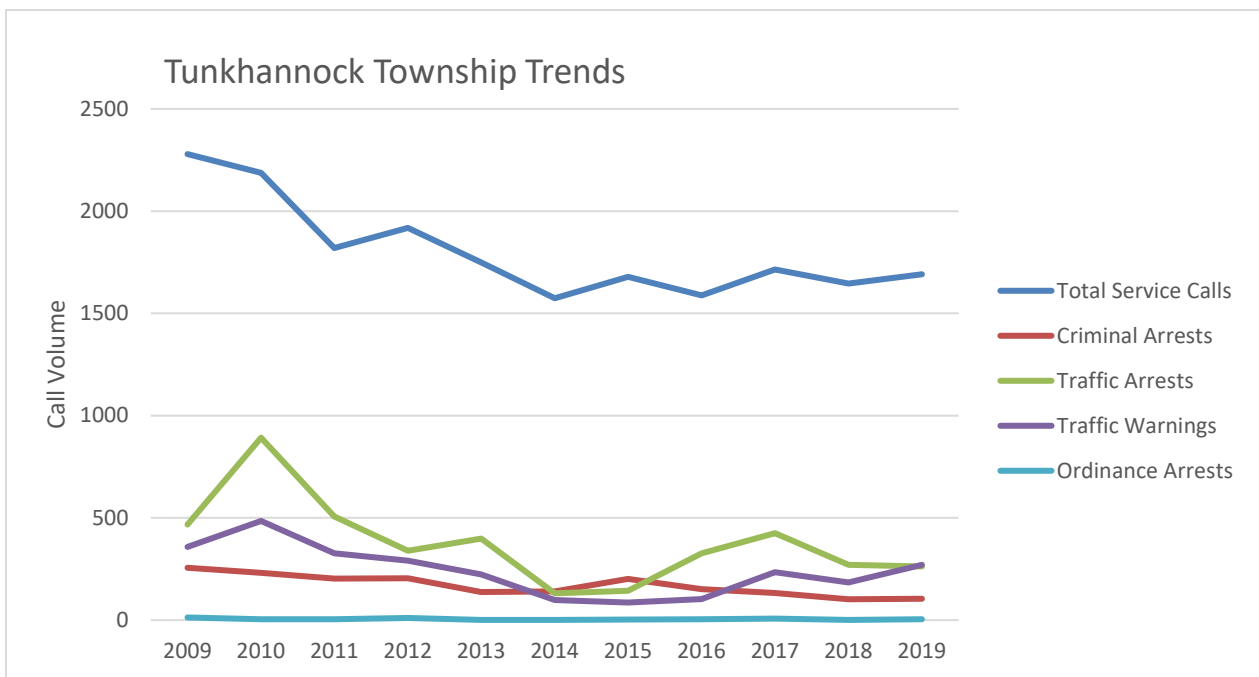
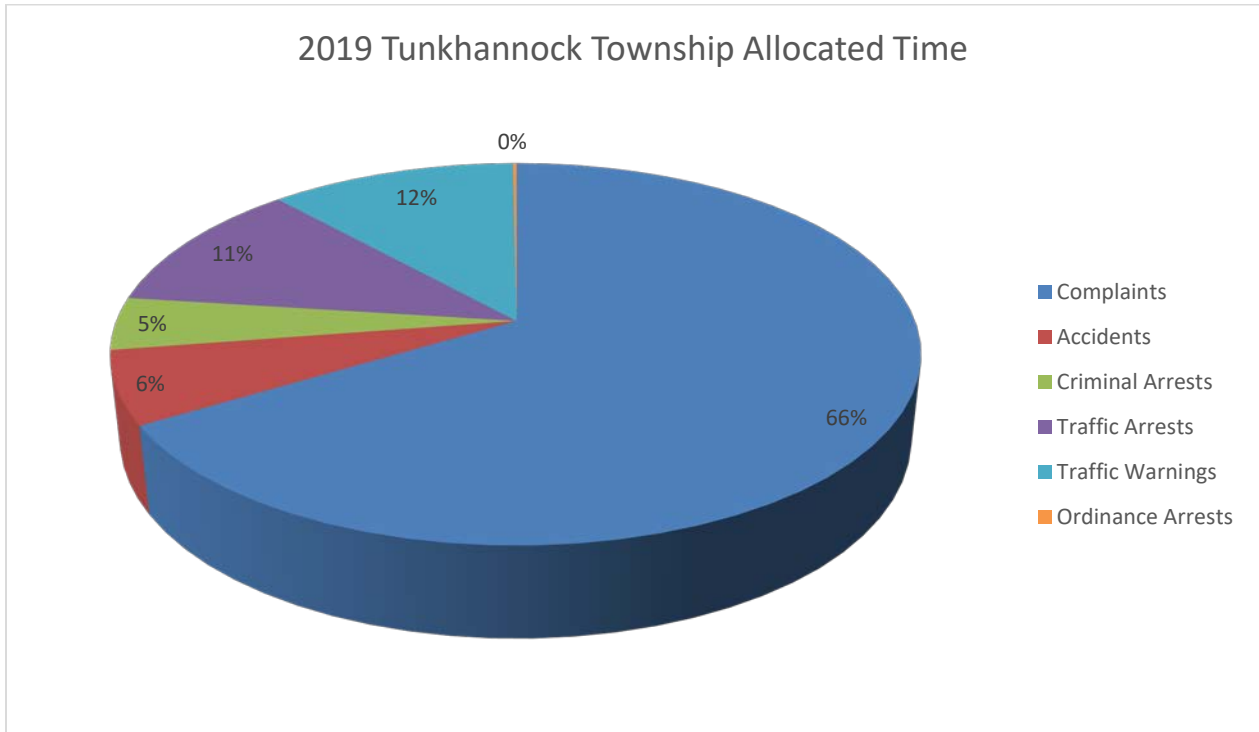
Allocated Time and Trends 2019



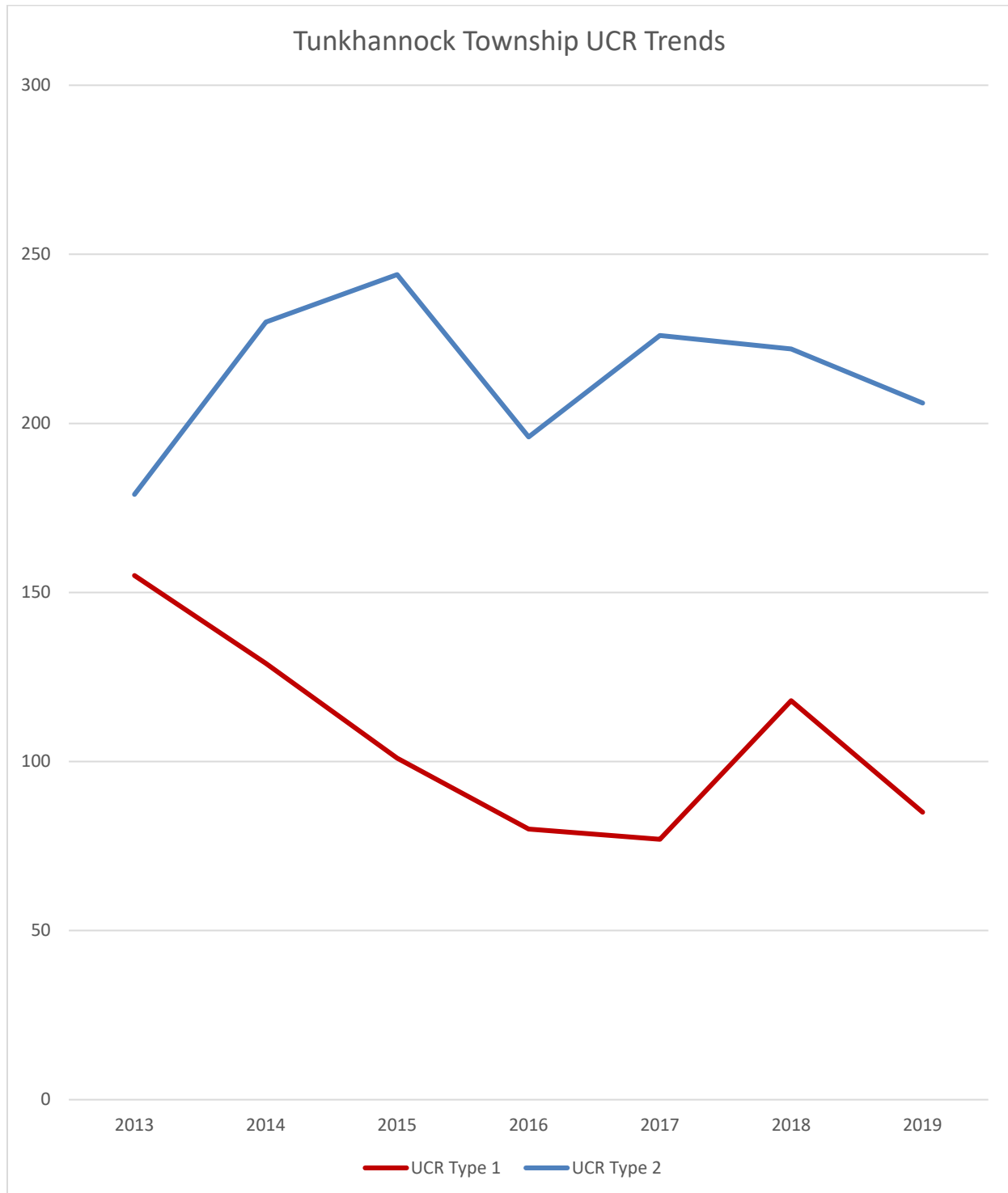
Allocated Time and Trends 2019



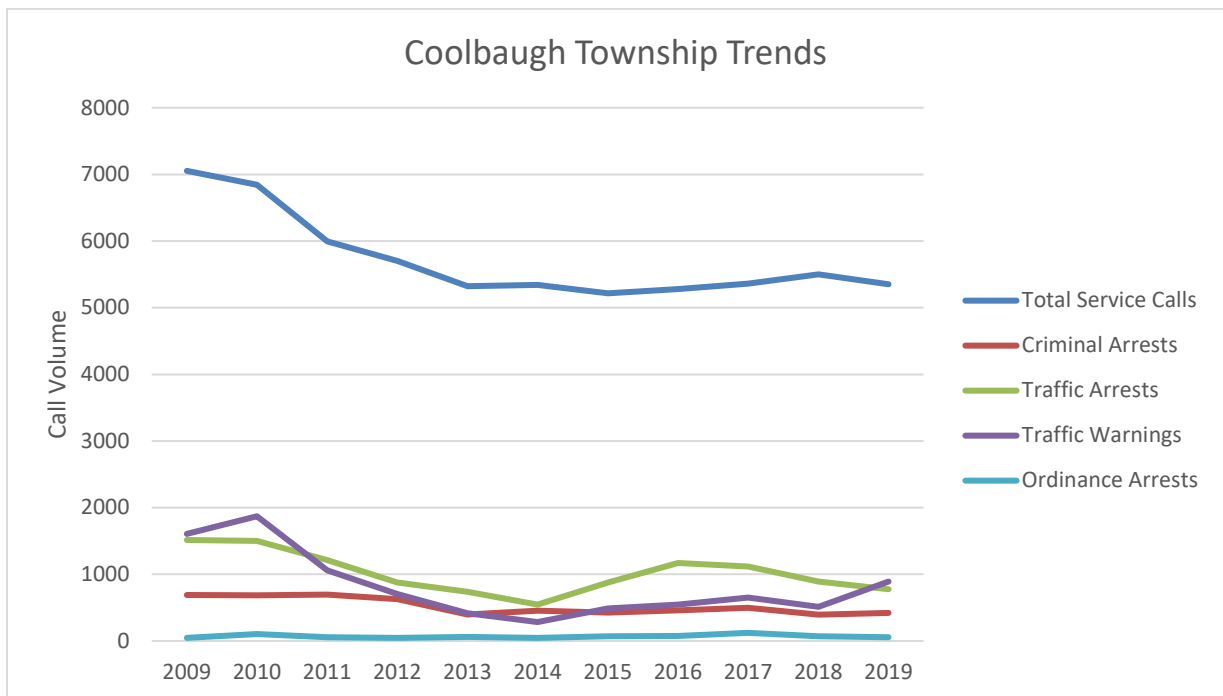
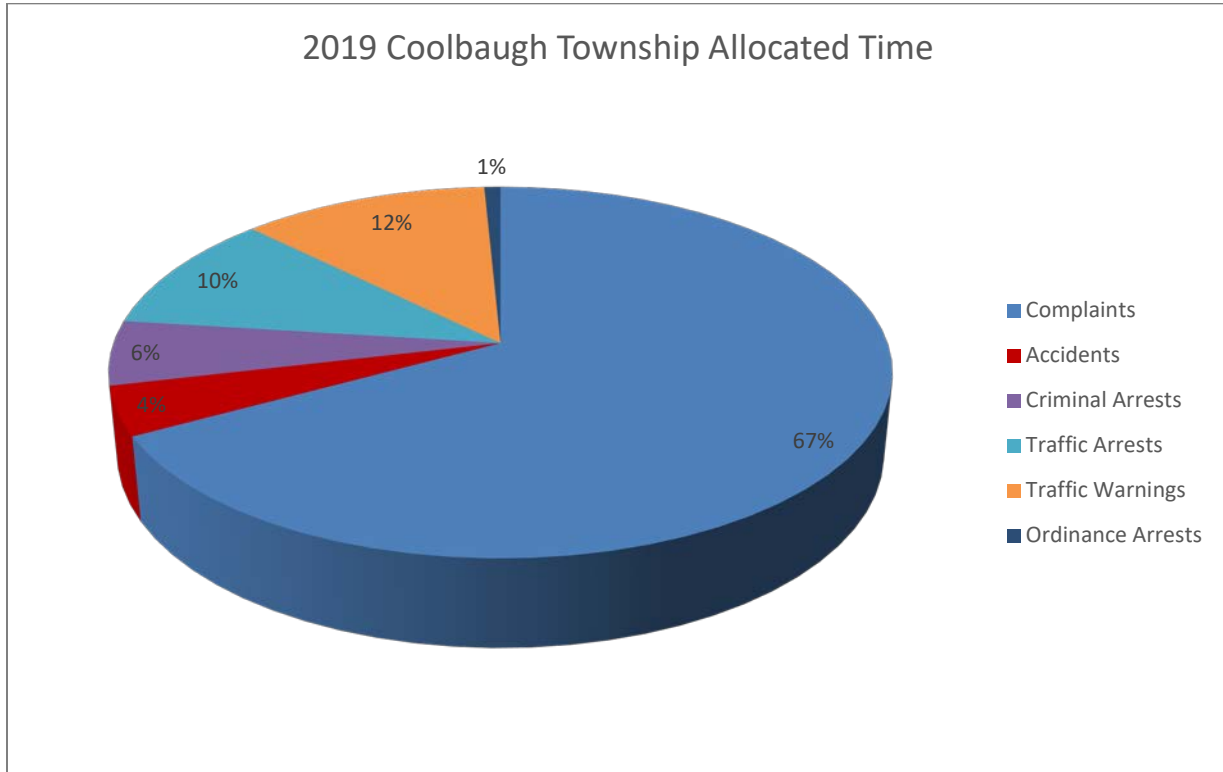
Allocated Time and Trends 2019



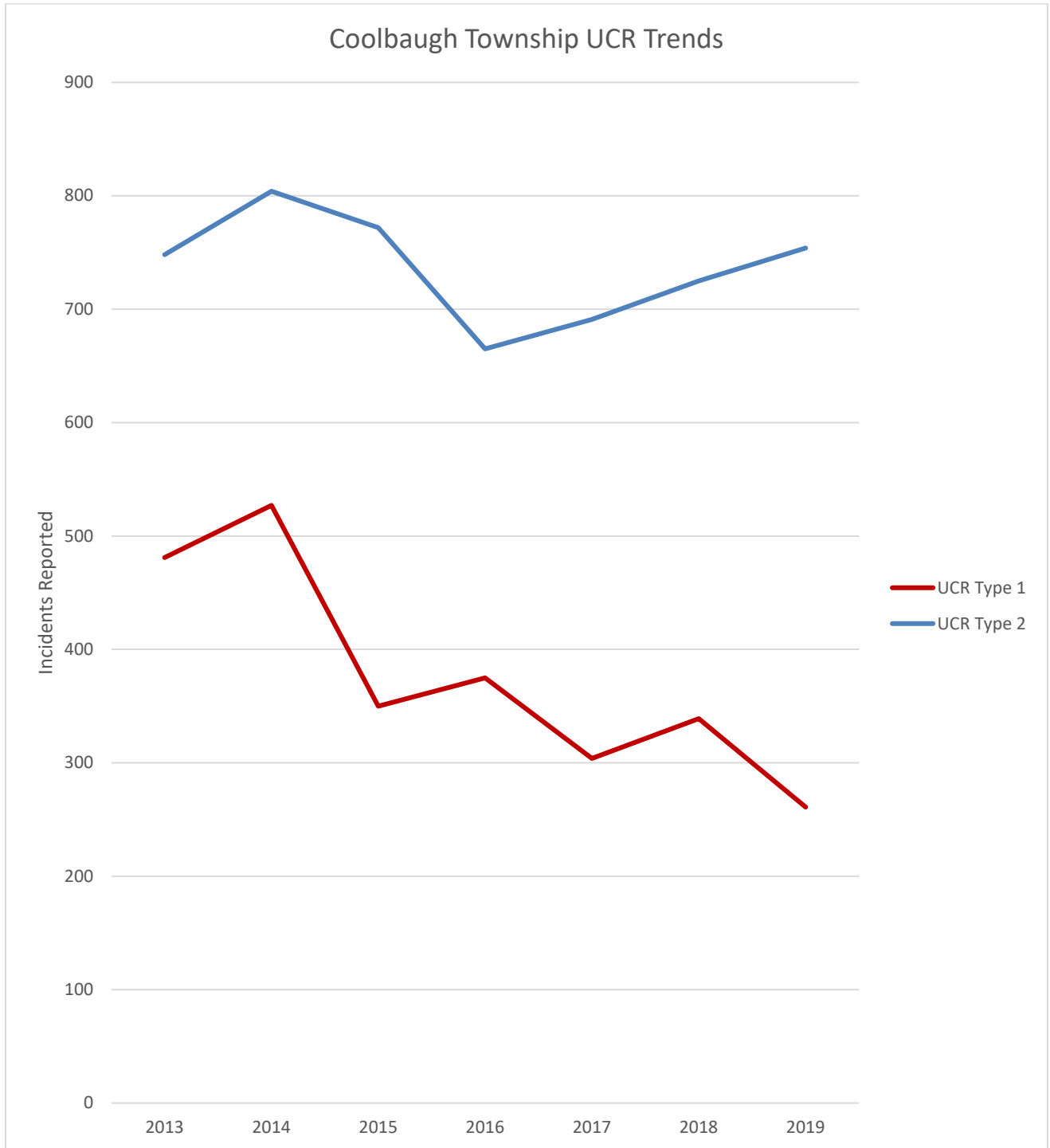
Allocated Time and Trends 2019



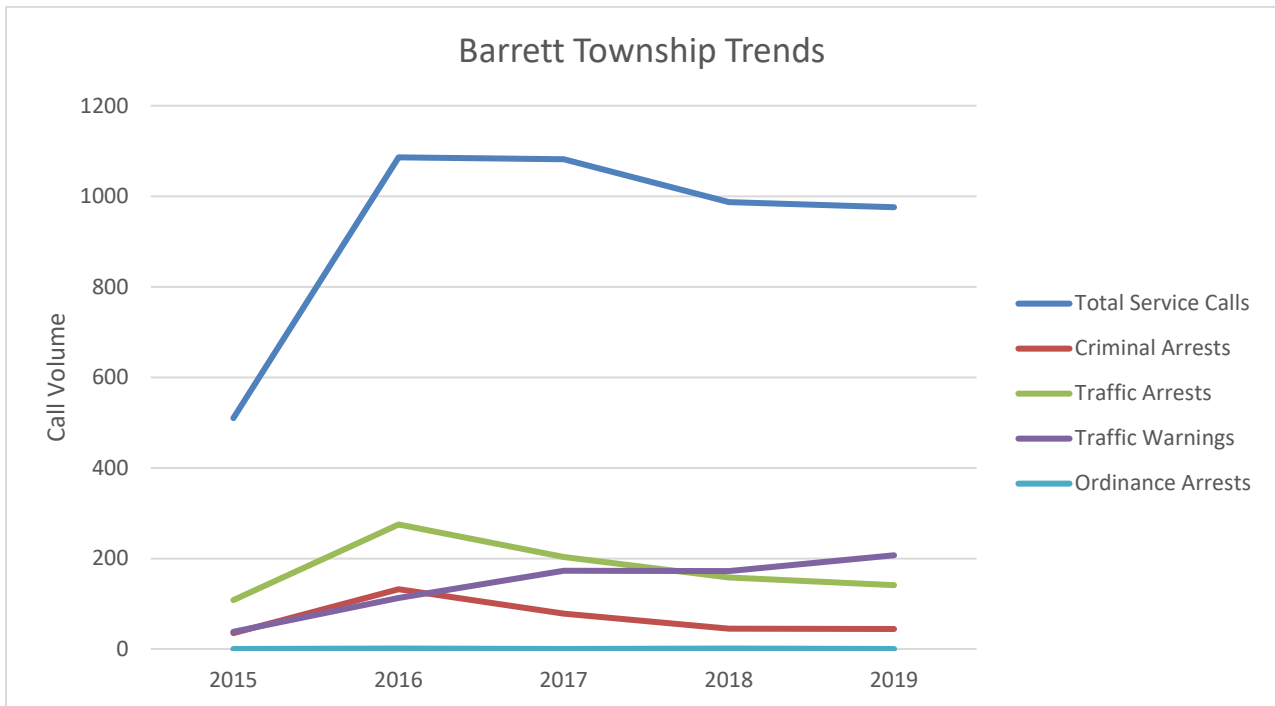
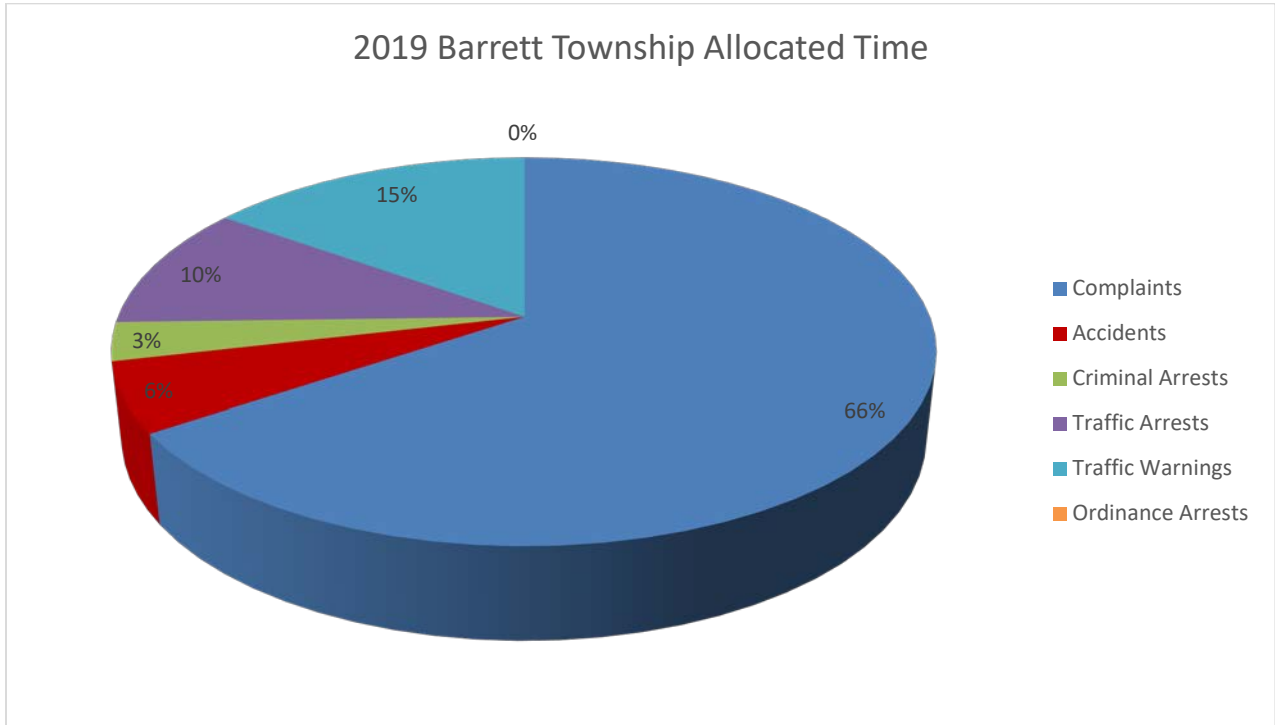
Allocated Time and Trends 2019



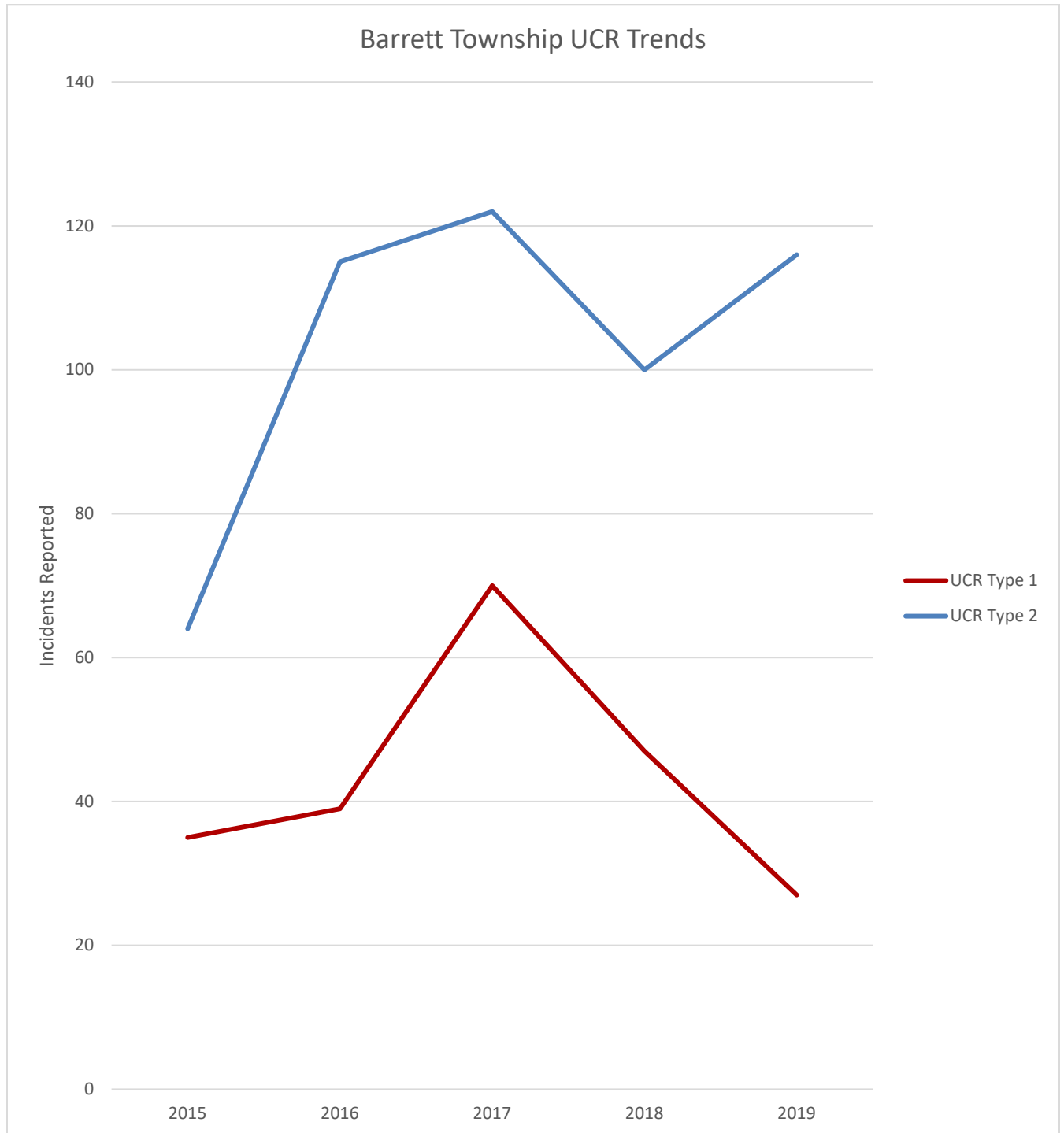
Allocated Time and Trends 2019



Allocated Time and Trends 2019



Allocated Time and Trends 2019

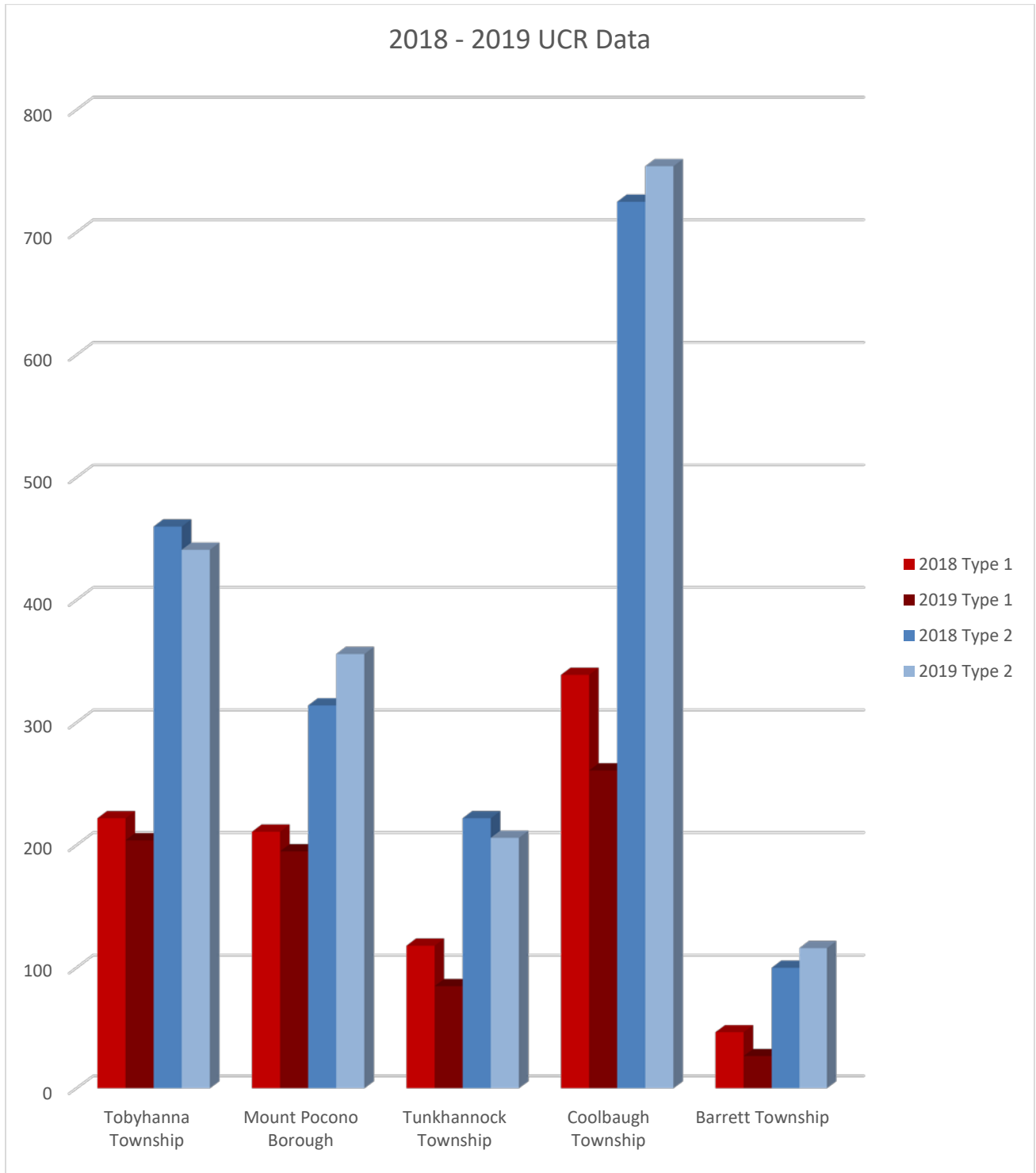


2019 UCR Data

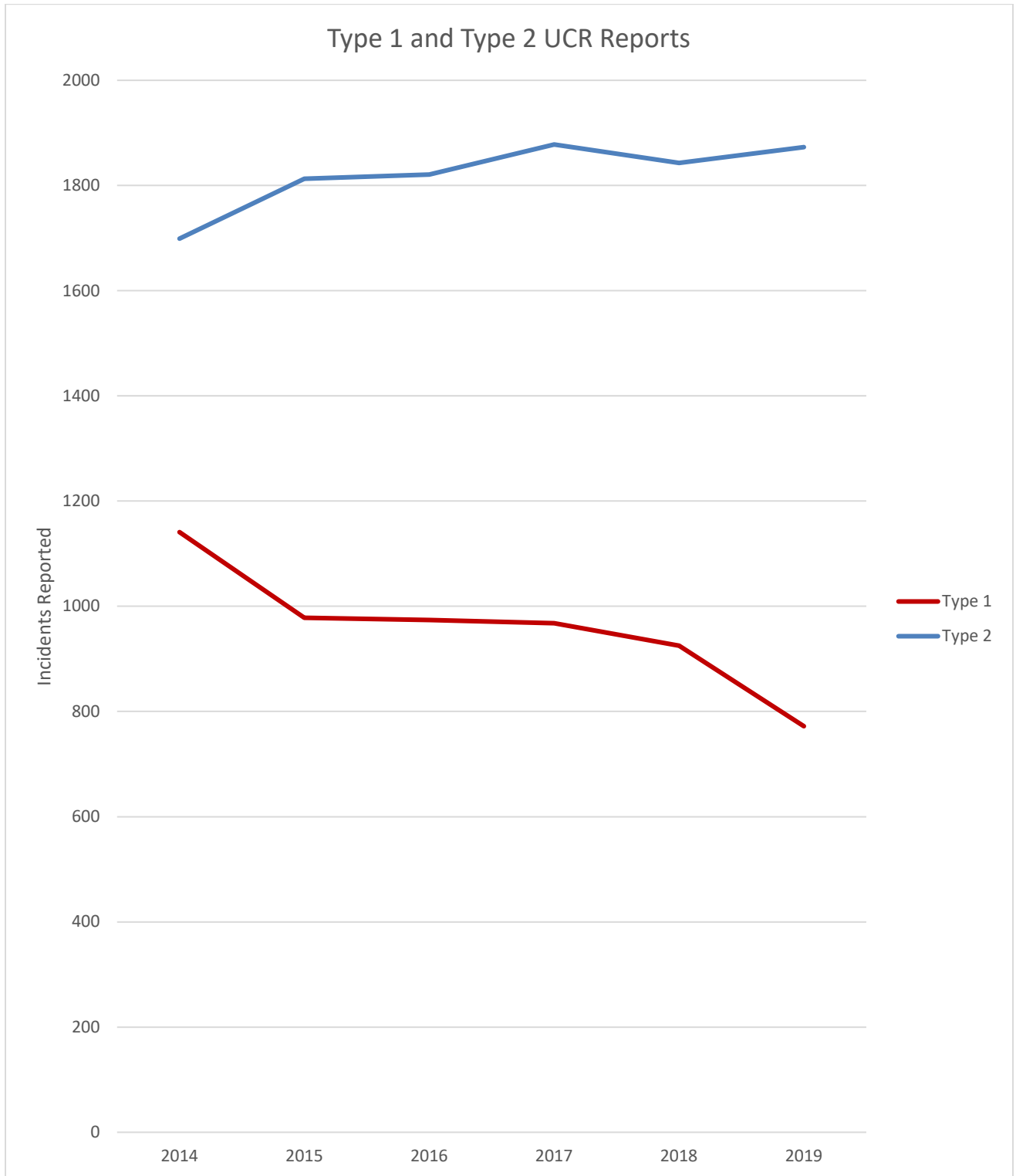
Pocono Mountain Regional Police UCR Crime Stats 2019

	DEPART TOTAL	TOBY	TUNK	BORO	COOL	BAR	OUT
Homicide	2	0	1	0	1	0	0
Rape	10	3	0	1	6	0	0
Robbery	6	1	0	2	2	1	0
Assaults	243	56	23	26	128	10	0
Burglary	104	35	26	6	34	3	0
Larceny - Thefts	387	103	32	158	83	10	1
Stolen Vehicles	19	6	3	3	5	2	0
Arson	3	0	1	0	2	0	0
Forgery	11	3	1	4	1	2	0
Fraud	189	51	21	23	82	12	0
Embezzlement	1	0	0	1	0	0	0
Stolen Property	5	2	1	1	1	0	0
Vandalism	144	36	13	26	62	7	0
Weapons	10	1	2	4	1	2	0
Prostitution	0	0	0	0	0	0	0
Sex Offenses	88	22	8	6	46	5	1
Drug Violations	90	24	6	17	37	5	1
Gambling	0	0	0	0	0	0	0
Offenses Family	88	8	8	5	61	5	1
DUI	139	48	13	21	44	12	1
Liquor Laws	13	3	1	1	7	1	0
Drunkenness	65	28	4	16	16	1	0
Disorderly Conducts	629	127	77	160	230	34	1
All Others	382	88	51	41	166	31	5
UCR TOTALS	2628	645	292	522	1015	143	11

2018 – 2019 UCR Data

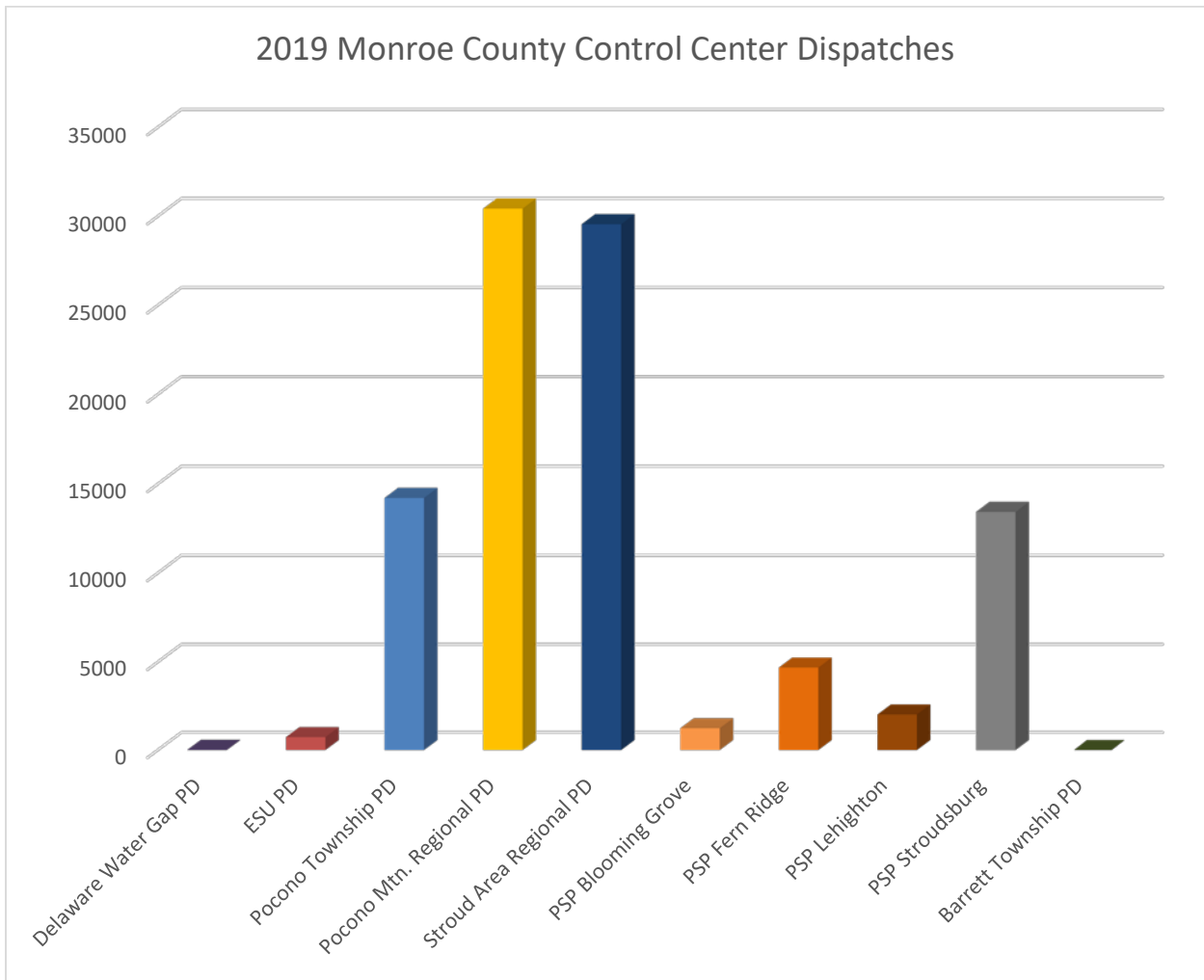


2014 – 2019 UCR Data

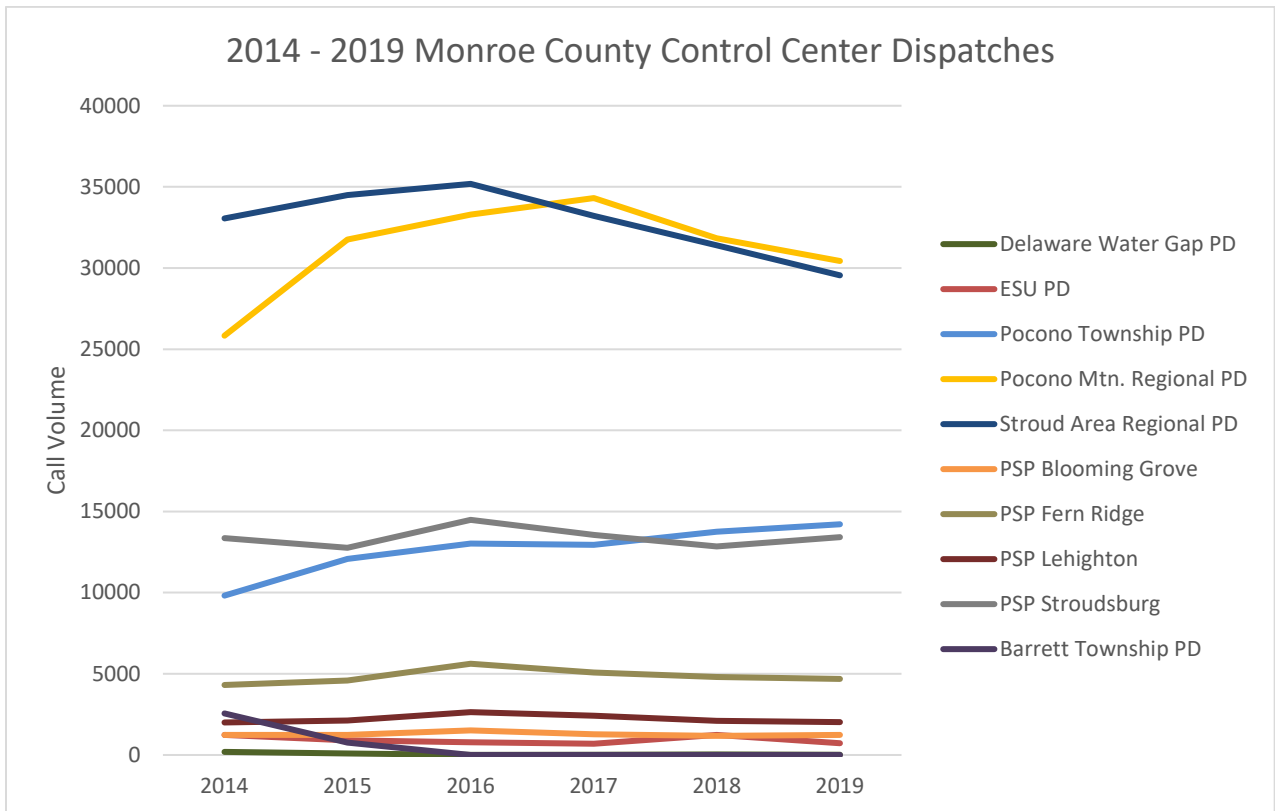
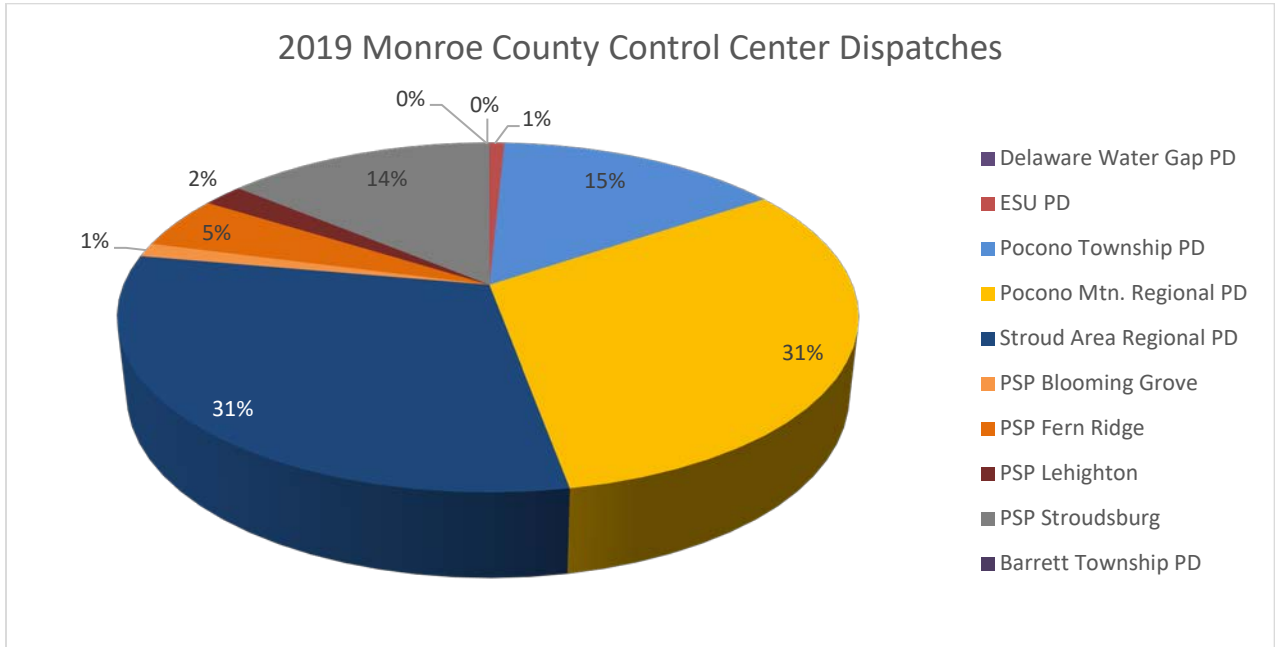


Monroe County Control Center 2019 Police Statistics

Department	2019 Calls Reported
Delaware Water Gap Police	12
East Stroudsburg University Police	732
Pocono Township Police	14,214
Pocono Mountain Regional Police	30,428
Stroud Area Regional Police	29,551
PA State Police Blooming Grove	1,239
PA State Police Fern Ridge	4,684
PA State Police Lehighton	2,018
PA State Police Swiftwater	13,429



Monroe County Control Center 2019 Police Statistics



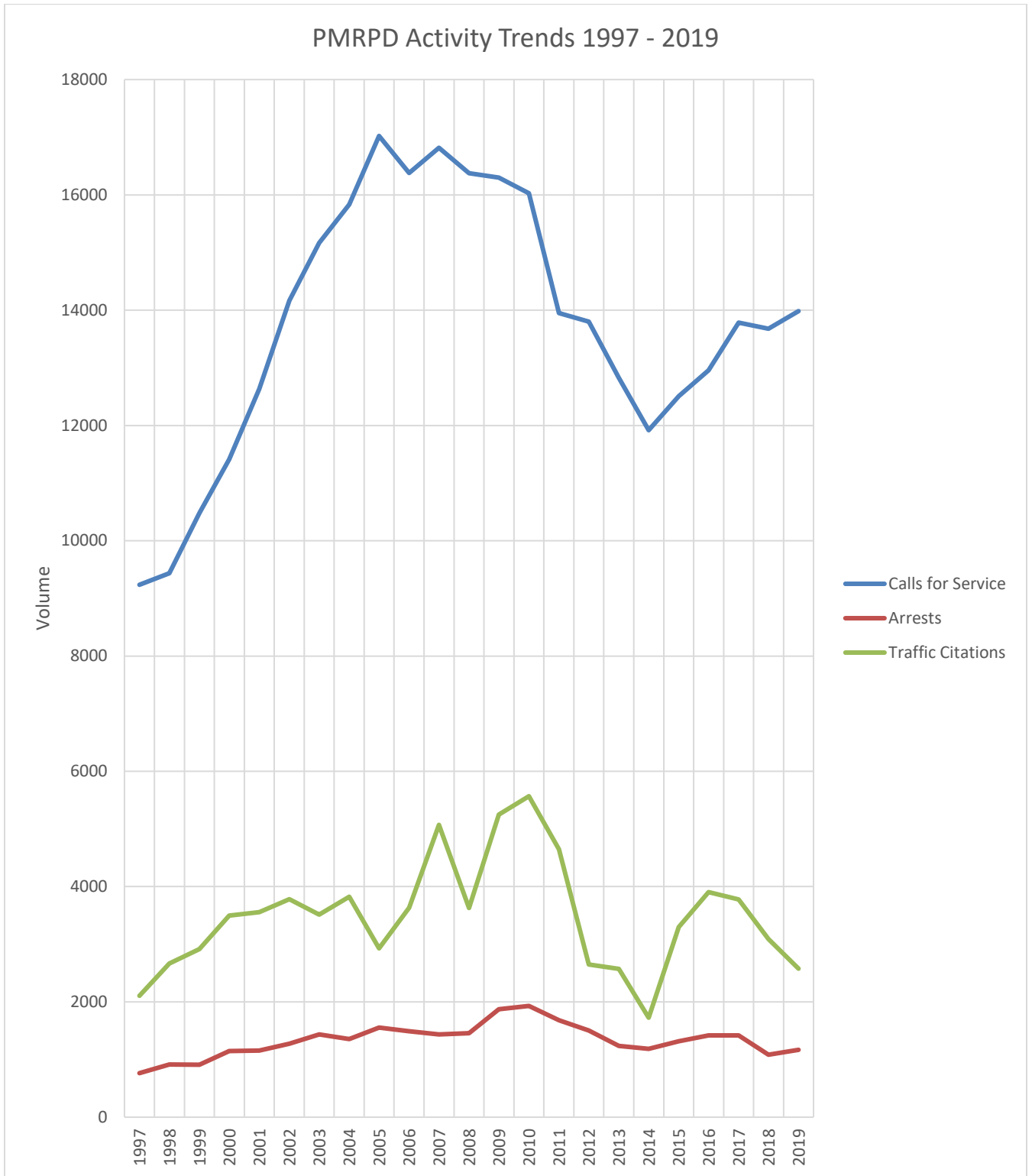
PMRPD Analysis

1997 - 2019

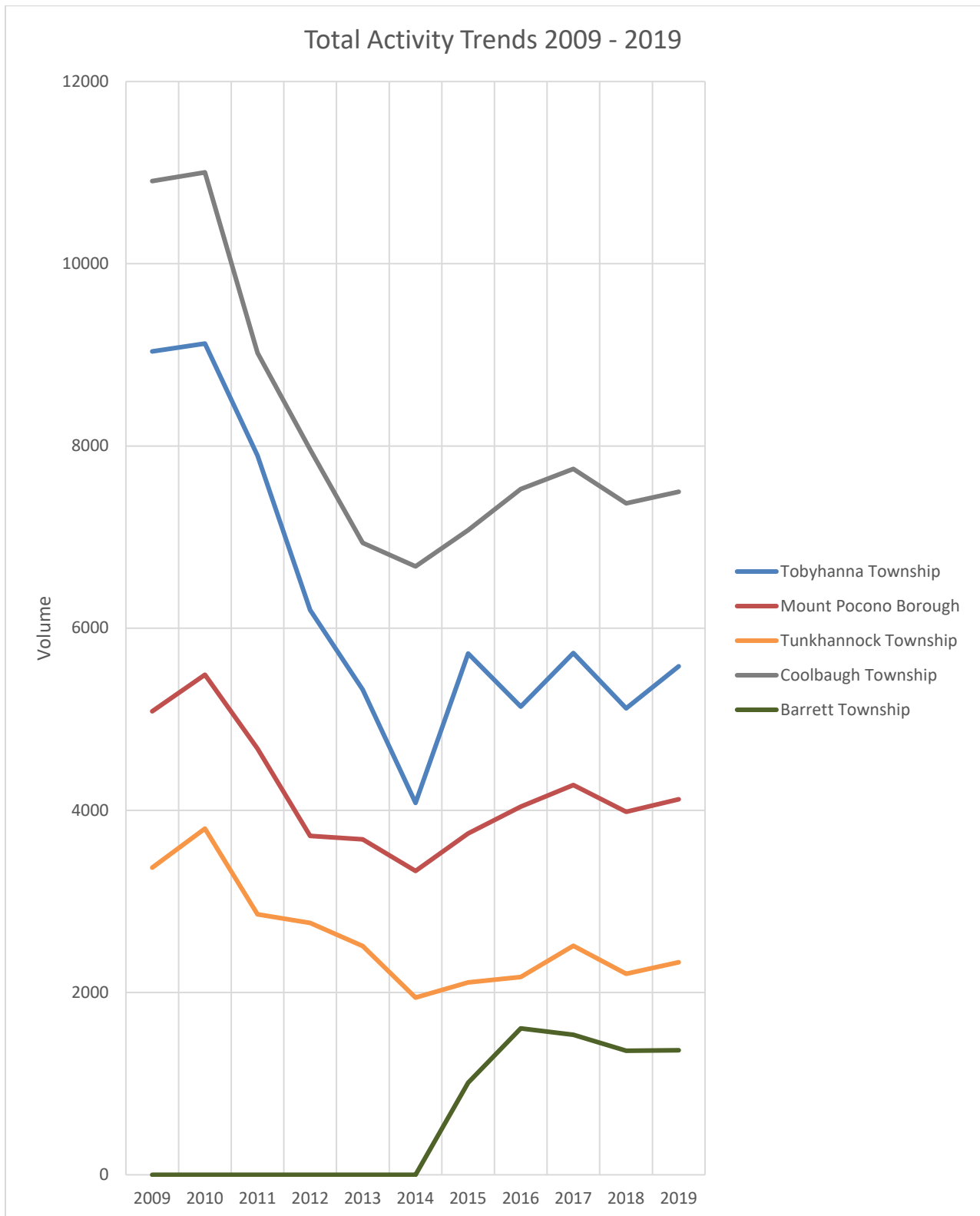
YEAR	CALLS FOR SERVICE	CRIMINAL ARRESTS	TRAFFIC CITATIONS	BILLABLE OFFICERS	UNITS	PPU	BUDGET	TOTAL OFFICERS	CBA Raises	Total court Disbursements
1997	9236	764	2105	26	104	17,831	2,100,570	28		\$ 4,529.36
1998	9436	914	2664	28	112	17,997	2,385,562	30		\$ 90,034.70
1999	10479	911	2917	29	116	19,427	2,642,343	31	\$1,250	\$ 108,155.40
2000	11411	1149	3498	30	120	20,660	2,868,278	32	\$1,250	\$ 122,749.10
2001	12635	1154	3555	30	120	23,033	3,135,498	32	\$1,250	\$ 116,149.25
2002	14164	1275	3782	31	124	26,602	3,711,484	33	7.5%	\$ 116,843.24
2003	15166	1436	3516	32	128	28,386	4,060,456	35	3.5%	\$ 110,093.54
2004	15831	1354	3825	32	128	28,906	4,163,863	35	7%	\$ 110,911.49
2005	17022	1553	2930	33	132	32,582	4,879,154	36	5.2%	\$ 93,145.91
2006	16379	1492	3635	34	136	33,267	5,112,597	37	1%	\$ 111,678.86
2007	16818	1436	5073	35	140	32,751	5,193,331	38	4%	\$ 145,945.56
2008	16376	1457	3629	37	148	33,094	5,545,580	40	4%	\$ 140,188.22
2009	16299	1871	5248	40	160	32,084	5,823,030	44	4%	\$ 175,080.40
2010	16028	1930	5568	40	160	31,699	6,007,999	44	4%	\$ 178,282.98
2011	13950	1683	4648	39	156	32,214	6,088,699	43	2%	\$ 144,002.80
2012	13802	1505	2648	35	140	34,463	5,721,404	39	3%	\$ 116,137.88
2013	12824	1236	2571	34.5	138	35,049	5,756,983	38	3%	\$ 98,478.49
2014	11916	1184	1726	32	128	37,787	5,627,573	36	0%	\$ 75,877.04
2015	12507	1315	3300	35	140	40,332	5,392,174	40	1%	\$ 94,464.58

YEAR	CALLS FOR SERVICE	CRIMINAL ARRESTS	TRAFFIC CITATIONS	BILLABLE OFFICERS	UNITS	PPU	BUDGET	TOTAL OFFICERS	CBA Raises	Total court Disbursements
2016	12957	1420	3904	35	140	40930	5,730,262	40	2%	\$123,339.33
2017	13786	1419	3777	36	144	41301	5,947,357	41	3%	\$105,204
2018	13678	1083	3090	36	144	39905	5,746,362	41	3%	\$86,910
2019	13983	1167	2575	37	148	40751	6,031,153	44	3%	\$78,047

PMRPD Activity Trends



PMRPD Activity Trends



State Funded Programs

Aggressive Driving / Buckle up PA/ Liquor Control Grant

Program	Dollars Received	Traffic Citations	Arrests
Aggressive Driving / Buckle Up PA	\$14,530.82	330	12
LCE Grant	\$15,036.07	0	17
DUI	\$2,058.63	*	*

*Arrests are handled by the jurisdiction in which the DUI checkpoint occurred. No checkpoints occurred in PMRPD jurisdiction.

MONEY DISBURSED THROUGH PARKING VIOLATIONS AND ALARM FINES 2011 THROUGH 2019

Tobyhanna Township	2011	2012	2013	2014	2015	2016	2017	2018	2019
Parking Violations	775.00	925.00	490.00	350.00	3,750	1,850	950.00	330.00	650.00
Alarm Violations	100.00	125.00	300.00	225.00	100	625	200.00	475.00	125.00
Total	875.00	1,050.00	790.00	575.00	3,850	2475	1,150	805.00	775.00

Mount Pocono	2011	2012	2013	2014	2015	2016	2017	2018	2019
Parking Violations	2,270.00	700.00	2,775.00	1,575.00	8,650	7,075	5,350.00	2,150	2,350.00
Alarm Violations	100.00	50.00	250.00	350.00	50	25	475.00	625	900.00
Total	2,370.00	750.00	3,025.00	1,925.00	8,700	7,100	5,825	2,775.00	3,250.00

Tunkhannock Township	2011	2012	2013	2014	2015	2016	2017	2018	2019
Parking Violations	50.00	100.00	0	0	0	0	0	50	0
Alarm Violations	100.00	100.00	100.00	75.00	0	25.00	100.00	25	50.00
Total	150.00	200.00	100.00	75.00	0	25.00	100.00	75	50.00

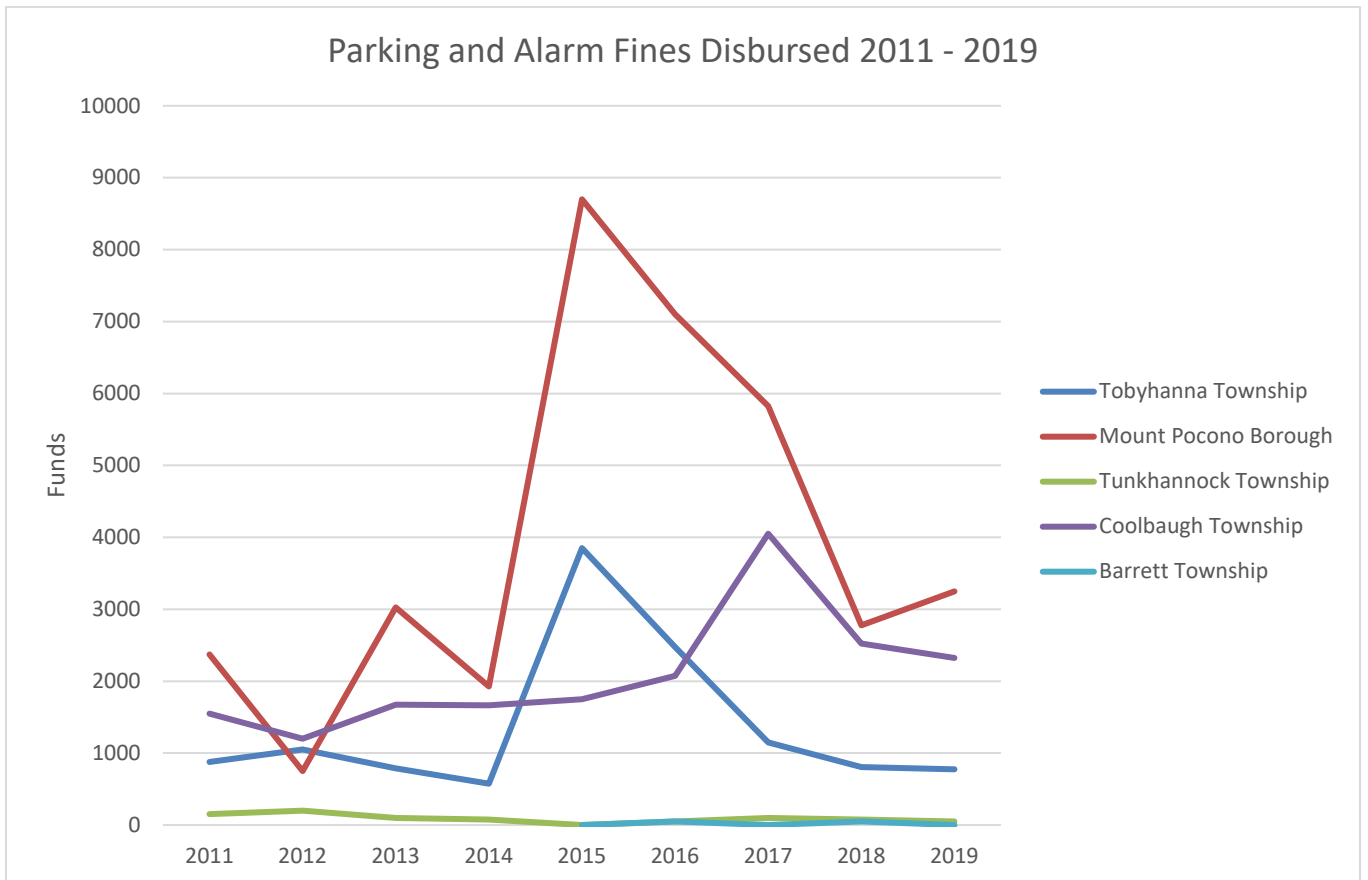
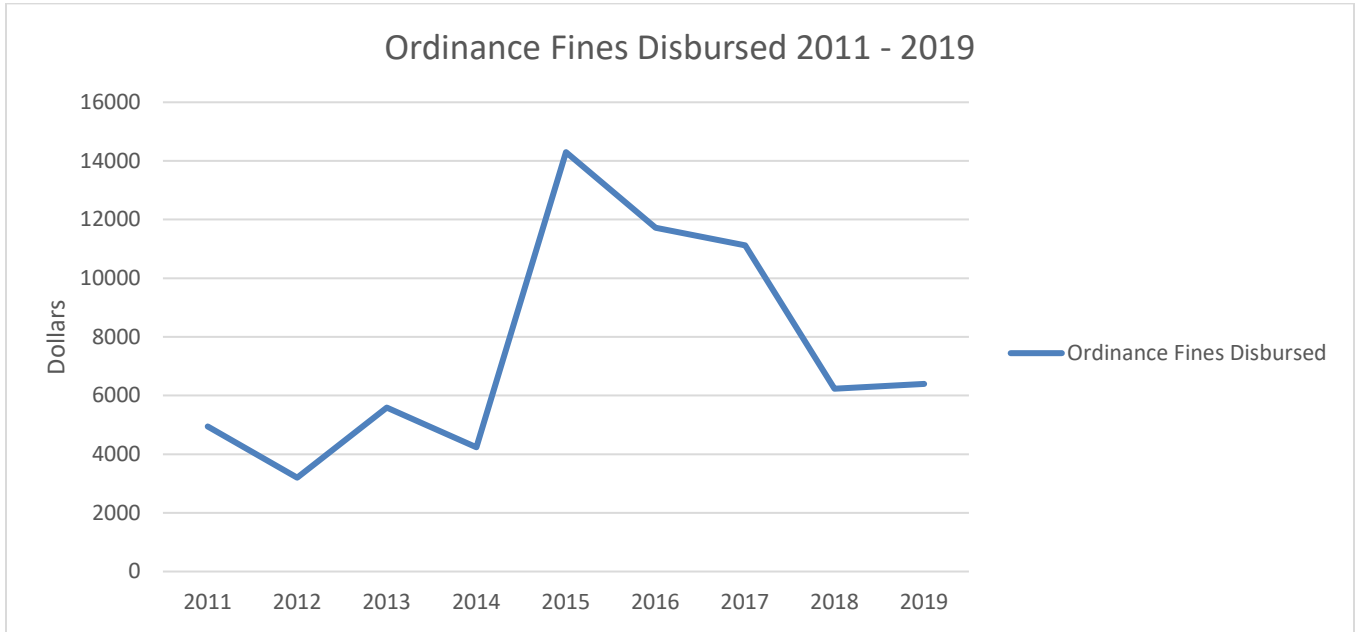
Coolbaugh Township	2011	2012	2013	2014	2015	2016	2017	2018	2019
Parking Violations	1350.00	1150.00	1050.00	815.00	1750.00	1800.00	3250.00	1450	1,500
Alarm Violations	200.00	50.00	625.00	850.00	0	275.00	800.00	1075	825.00
Total	1550.00	1200.00	1675.00	1665.00	1750.00	2075.00	4050.00	2,525.00	2,325.00

MONEY DISBURSED THROUGH PARKING VIOLATIONS AND ALARM FINES 2011 THROUGH 2019

Barrett Township	2011	2012	2013	2014	2015	2016	2017	2018	2019
Parking Violations	-	-	-	-	0	50.00	0	50	0
Alarm Violations	-	-	-	-	0	0	0	0	0
Total	-	-	-	-	0	50.00	0	50	0

Totals	4945.00	3200.00	5590.00	4240.00	14300.00	11725.00	11125.00	6,230.00	6,400.00
--------	---------	---------	---------	---------	----------	----------	----------	----------	----------

Ordinance Disbursements



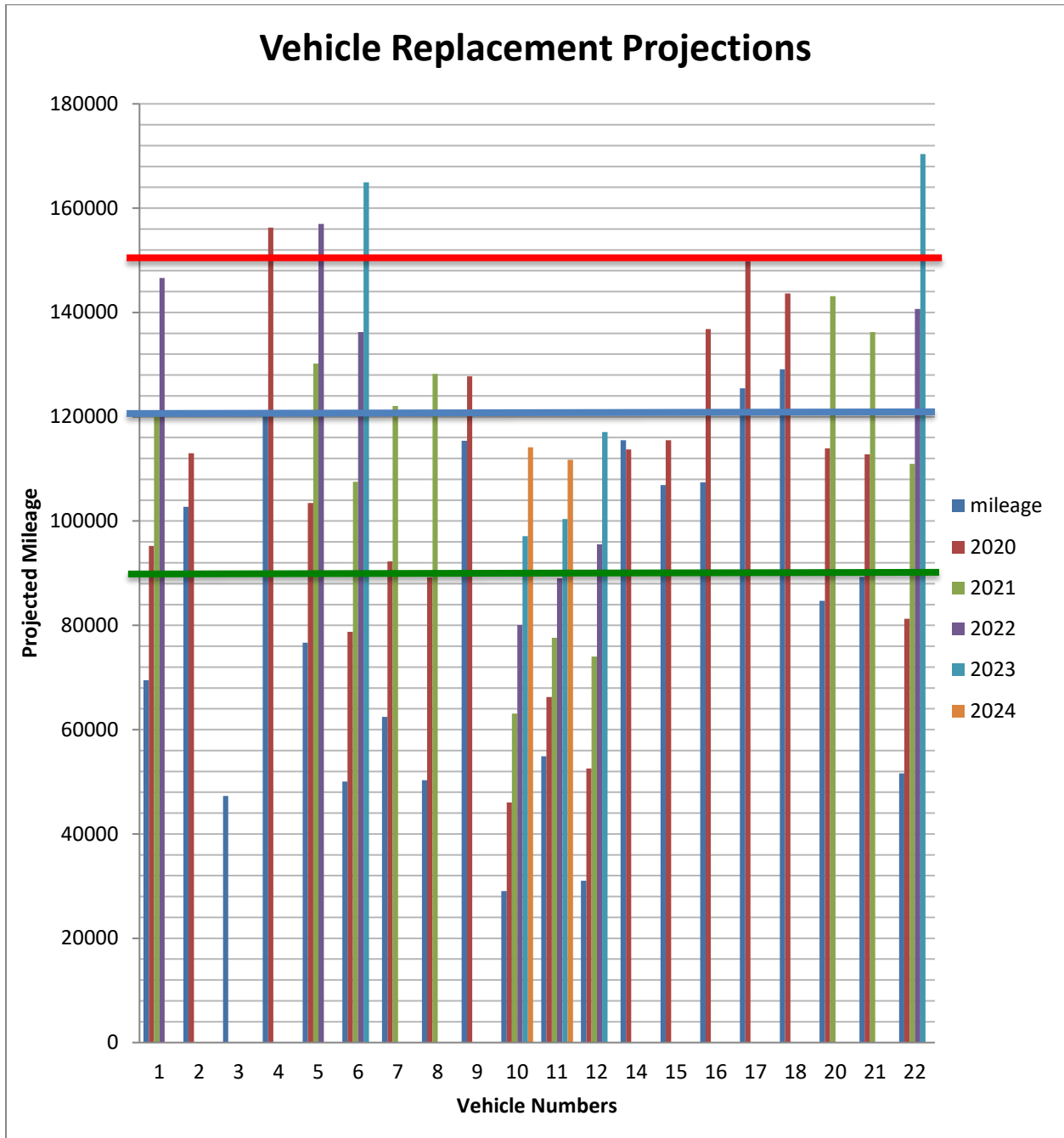
2019 Fleet

Unit	Y/M/M	Purchased	2019 Mileage	Total Mileage	2019 Cost	Total Cost
1	2017 Ford Explorer	6/2017	25,700	69,512	\$388.15	\$5,851.38
2	2015 Dodge Charger	4/2015	10,240	102,748	\$1,058.72	\$3,530.69
*3	2017 Ford Taurus	8/2017	2,619	47,266	\$264.95	\$765.44
4	2016 Dodge Charger	5/2016	36,070	120,167	\$1,062.96	\$2,525.07
5	2017 Ford Explorer	4/2017	26,769	76,674	\$474.95	\$1,151.42
6	2018 Ford Explorer	2/2018	28,729	50,050	\$217.68	\$582.96
7	2017 Ford Taurus	8/2017	29,808	62,436	\$1,022.42	\$1,373.09
8	2018 Ford Sedan	8/2018	38,970	50,290	\$395.02	\$566.92
9	2014 Chevy Tahoe	7/2014	12,320	115,423	\$276.02	\$3,425.23
10	2017 Ford Explorer	4/2018	17,020	29,025	\$106.32	\$192.68
11	2015 Dodge Ram	6/2015	11,374	54,890	\$204.94	\$1,107.85
12	2018 Ford Sedan	8/2018	21,502	31,034	\$243.84	\$335.79
14	2017 Ford Explorer	8/2016	37,228	115,477	\$1,280.44	\$2,404.90
15	2015 Dodge Charger	4/2015	8,634	106,889	\$456.51	\$4,446.08
16	2016 Dodge Charger	5/2016	29,382	107,445	\$1,565.58	\$5,153.02
17	2013 Ford Explorer	7/2015	24,374	125,455	\$589.29	\$3,771.93
18	2014 Dodge Charger	9/2014	14,653	129,078	\$663.06	\$3,356.64
20	2016 Dodge Charger	10/2016	29,194	84,730	\$597.45	\$2,337.25
21	2016 Dodge Charger	10/2016	23,483	89,298	\$603.42	\$1,730.31
22	2018 Ford Explorer	3/2018	29,689	51,602	\$209.46	\$499.18
38	2018 Harley Davidson	8/2018	1,552	2,218	\$619.22	\$619.22
39	2018 Harley Davidson	8/2018	3,269	4,022	\$340.68	\$340.68
40	UC	5/2016	22,745	79,518	\$223.78	\$625.00
41	UC	2/2018	19,792	57,901	\$165.90	\$332.80
42	UC	6/2014	16,497	107,631	\$508.07	\$2,216.12
43	UC	10/2017	14,252	49,707	\$501.13	\$654.31
44	UC	2/2018	9,670	43,530	\$160.53	\$353.89
45	UC	7/2015	13,249	87,125	\$335.87	\$1,753.92
46	UC	8/2016	13,213	67,252	\$95.90	\$1,227.62
47	2010 Dodge Charger	11/2010	1,598	116,172	\$499.17	\$13,489
48	UC	1/2017	15,877	86,511	\$343.83	\$1,612.79
*49	UC	1/2016	3,034	71,223	\$0	\$2,679.14
49	UC	4/2019	6,323	13,438	\$91.60	\$91.60
60	2006 Ford E350	4/2010	725	69,485	\$81.40	\$1,715.94
61	2005 GMC Van	9/2006	4,263	79,003	\$1,335.37	\$2,938.36
62	2011 Ford F550	4/2011	521	6573	\$214.75	\$392.68

* Decommissioned

Annual Miles 15,000 - 25,000 Miles > 25,000 Miles
 Total Miles 90,000 - 110,000 / 110,001 - 120,000 / > 120,001
 Annual Costs \$1,000 - \$2,000 Costs > \$2,000 Costs
 Total Costs \$2,000 - \$5,000 / > \$5,000

Fleet Projections



Industry Standards for replacement of Police Patrol Sedans is between 90,000 - 120,000 Miles. For sport utility vehicles and trucks, the replacement schedule is 120,000 - 150,000 miles. 150,000 miles is an advised maximum threshold. Recommended annual mileage is 20,000 or less.

2019 Fleet

Replacement vehicle projections:

2020: 5 vehicles

2021: 4 vehicles

2022: 2 vehicles

2023: 3 vehicles

2024: 2 vehicles

Patrol Vehicles	Undercover Vehicles	Administrative Vehicles	Special Service Vehicles
464,177 miles	88,988 miles	49,207 miles	5,509 miles
Average mileage	Average mileage	Average mileage	Average mileage
20,181	14,831	16,402	1,836



In 1998, Governor Tom Ridge established the Pennsylvania regional counter terrorism task force system. The Pocono Mountain Regional Police have been active in the Northeast Pennsylvania Counter Terrorism Task Force (NEPACTTF) since the onset. In 2019, the Pocono Mountain Regional Police continues to be an active participant in the NEPACTTF. The NEPACTTF is one of 9 Homeland security task force regions within Pennsylvania. The NEPACTTF provides all hazards planning for the 8 counties within the region. These counties include Monroe, Lehigh, Northampton, Carbon, Pike, Lackawanna, Wayne and Susquehanna.

Chief Chris Wagner continues in his role as the Law Enforcement Committee Chairman of the NEPACTTF. The NEPACTTF is funded by grants through the Federal Emergency Management Agency and funneled through the Pennsylvania Emergency Management Agency. While federal grant funds continue to decrease, the Pocono Mountain Regional Police still benefits from participation in the organization. In 2019, the NEPACTTF provided the Pocono Mountain Regional Police with equipment and training for a total cost of \$9,398.

Pocono Mountain Regional Police Foundation



Board members:

President: **John Lamberton**
Vice-President: **Robert Jones**
Secretary: **Mathew Nero**
Treasurer: **Francis DePiano**
Member: **Chris Wagner**
Member: **Nick Igdalsky**
Member: **David Moyer**
Member: **James Apgar**
Member: **Cathleen Dunn**
Member: **Robert Miller**
Member: **Tracy Fox**

Strong community partnerships are built with a strong Pocono Mountain Regional Police Foundation

Pocono Mountain Regional Police Foundation

In 2019, the Pocono Mountain Regional Police Foundation continued its strong support to the men and women of the Pocono Mountain Regional Police Department. The PMRPF continued in its philanthropic role to supplement the budget by providing needed training, equipment and community engagement above that of allocated budgetary funds. The Foundation also reaches out and takes a role in supporting our community with various contributions and sponsorships.

In 2019, The PMRPF reimbursed the department for the following equipment:

Equipment	Cost
CPR / AED Training and Supplies	\$3,338.14
SWAT Personal Protective Equipment	\$2,520.00
Criminal Investigations Equipment	\$3,119.40
K9 Supplies and Equipment	\$2,805.91
Honor Guard Equipment	\$165.00
Mountain Bike Equipment	\$406.48
Narcotics Safe Bags	\$475.97
Halloween Safety Bags	\$180.95
Dues and Fees	Cost
Accreditation Fee	\$1,000.00
K9 NAPWF Dues	\$90.00
Bike Patrol IMBPA Dues	\$180.00
Training	Cost
SWAT Training	\$3,960.00

Pocono Mountain Regional Police Foundation

The PMRPF also engaged in various community outreach initiatives to give back to the community as a whole. These donations included the following:

Philanthropy	Cost
Tobyhanna Little League Sponsorships	\$320.00
PMWLL Sponsorships	\$160.00
Beautiful Tomorrow Program	\$500.00
Christmas Essays for the Needy	\$1,650.00
25th Anniversary Essay Contest	\$600.00
Toys for Joys	\$500.00
Golf Sponsorships	\$600.00

The total amount funded by the PMRPF for 2019 totaled **\$22,571.85**