



2020

Pocono Mountain Regional Police Annual Report



Chief Christopher Wagner
Pocono Mountain Regional Police
Department
3/20/2021

Table of Contents:

Introduction	Page 3-5
PMRPC Representatives	Page 5
Pennsylvania County Maps	Page 6
Pennsylvania Counties	Page 7
Municipality Fact Sheets	Page 8-9
Employee Fact Sheet	Page 10
Department Employees	Pages 11-12
Organizational Chart	Page 13
Employee Fact Sheet	Page 14
Veteran and Educational Status	Page 15-16
Special Unit Activity	Page 17
Training	Pages 18-20
Partnerships	Page 21
Units of Service / Budget	Page 22-23
Mortgage	Page 23
Changes in Hours	Pages 24-25
Activity	Pages 26-27
Assigned Time Breakdown	Page 28-29
Funds Disbursed through District Courts	Pages 30-31
Municipality Hours / Activity Breakdown	Pages 32-36
Municipality Hourly Comparison	Pages 37-43
Municipality Activity Comparison	Pages 44-50
Purchased Vs. Actual Hours Breakdown	Pages 51-56
Managed Hours Breakdown	Pages 57-61
Municipality Hours Allocation	Pages 62-72
Allocated Time and UCR Trends	Pages 73-82
Uniform Crime Report Data	Pages 83-85
Monroe County Control Center Statistics	Pages 86-88
PMRPD Time Analysis	Pages 89-90
PMRPD Activity Trends	Pages 91-92
State Funded Programs	Page 93
Funds Dispersed through Ordinances	Pages 94-96
Fleet	Pages 97-100
NEPACTTF	Page 101
Pocono Mtn. Regional Police Foundation	Pages 102-104

To: The Chairman and members of the Pocono Mountain Regional
Police Commission
From: Chief Christopher Wagner
Subject: 2020 Annual Report

Introduction

To the members of the Pocono Mountain Regional Police Commission, I would like to take this opportunity to reflect on your continued support and success of the Pocono Mountain Regional Police Department during the 2020 year. In 2020, the make-up of the Pocono Mountain Regional Police Commission changed slightly with the replacement of a representative from Tunkhannock Township. Commission member Juan Adams resigned as a Tunkhannock Township representative and was replaced by Crayson Cheung. The current police commission representation has been a pleasure to work with. Their oversight and experience makes for an effective working group in the oversight of the communities police service. This working group, coupled with trained and professional police personnel results in a level of police service that is lauded throughout our communities and recognized state wide.

2020 was certainly a challenging year. As with all of our municipalities, businesses, schools, social activities and life as usual was disrupted by the Covid-19 pandemic, the regional department was affected the same, but also different. While most of our society went through a lock-down through quarantine and isolation, the regional department continued with 24 hours a day, 365 days per year, services. Our men and women in blue and support staff continued to report to work to ensure that overall public safety services were available when called upon. While our staff held the line through the pandemic, we also, administratively, worked diligently to ensure that our operation was maintained in the safest manner possible following the Center for Disease Control guidance and recommendations.

To this end, the department went through various phases whereby we closed our front vestibule for walk-in services, opting for phone only services for secretarial processes and walk in complaints. We also restricted proactive patrol operations to limit face to face contacts. Restrictions were also put into place regarding certain complaint responses and how those responses would be altered to maximize social distancing and avoid contagion. Various other operations mitigation strategies were utilized to maximize the departments ability to maintain public safety while balancing the safety of officers and staff. Officers and staff were provided with various personal protective equipment, while the office building and patrol vehicles were fumigated on multiple occasions. Additionally, we increased the frequency of general cleaning services.

In 2020, our staffing fluctuated as seems to be common within the industry. The department had 2 resignations and 2 retirements and hired 4 new officers. As we've witnessed in the last couple of years, hiring and retention have been challenging, but we continue to be proactive in our retention efforts and continue to hold our high standards and expectations for new hires. 2020 did experience a decrease in the number of applicants from 2019. Additionally, the effect of the Covid-19 pandemic put the hiring process on hold, while schools and other facilities, necessary in the hiring process, were closed to outside organizations. This created a situation where, by the time the process was re-instituted, many applicants failed to continue in the process. The end result showed available applicant numbers that were very low. Police service hours remained the same in 2020 from 2019, although Mount Pocono Borough reduced by 3.5 hours per week while Tobyhanna Township picked up those hours.

The Regional Department also promoted two officers. Detective Corporal Lucas Bray was promoted to Detective Sergeant and Officer Derek Chaffee was promoted to Patrol Corporal. There were five lateral transfers. Patrol Corporal Robert Miller was transferred to the criminal investigations division as a Detective Corporal, Officers Donald Scarfo and Erica Burk were transferred to the criminal investigations division as Detectives, Officer Jeffrey Lutz was transferred from patrol to the school resource officer position (SRO) while SRO William Carey was transferred to the patrol division. The department also hired 4 new officers to the staff. Officers Ashley Rzeszewski, Michael Parent, Zachary Scheetz, Corey Kime were brought on board.

When looking at significant statistics of the year and taking into account the effect of the pandemic, the department actually experienced an increase in call volume of 2.4%. Additionally, the regional department, for 3 consecutive years, received the most dispatches from the Monroe County Control Center. This gives us a good indication that our communities continue to demand elevated services as compared to other areas within the county. Due to travel restriction and a significant decrease in public travel, the department noted a drop in motor vehicle accidents of 16%. With the decrease in traffic and a restriction on proactive patrol, the department also witnessed a drop in traffic citations of 47%.

As for criminal activity, the department saw a drop in criminal arrests at 13%. Reported crimes were noted to continue in annual trends. Type 1 UCR's or our serious crime, continued a 5 year decline. Type 2 UCR, or our petty crime, continued a slow 5 year climb.

The Pocono Mountain Regional Police continues to meet the needs of our municipalities through hiring, training, and deploying the best and brightest that our communities have to offer. Our officers remain motivated and seek time tested and innovative solutions to community problems. With the pandemic, our officers had less of a chance to truly interact with our communities. Many events were cancelled that have historically allowed a great deal of police

and community interactions. This not only included community and business events, but also working with our students within the physical school facilities. Overall, our goals and mission have not changed. The Officers of the Pocono Mountain Regional Police strive to maintaining law, order and safe highways for our residents and visitors. We strive to ensure safe communities that will foster a better quality of life and nurture growth in our businesses. Respectively submitted:

Christopher Wagner

Chief Christopher Wagner

2020 Pocono Mountain Regional Police Commission

Tobyhanna Township (3)

- David Moyer (Chairman)
- David Carbone
- Brendon Carroll

Mount Pocono Borough (2)

- Claudette Williams (Secretary)
- Michael Penn

Tunkhannock Township (2)

- Fran DePiano (Vice Chairman)
- Juan Adams (January 2020 – October 2020)
- Crayson Cheung (November 2020 – December 2020)

Coolbaugh Township (3)

- Lynn Kelly
- Kurt Cummings (Treasurer)
- Anthony LaMantia

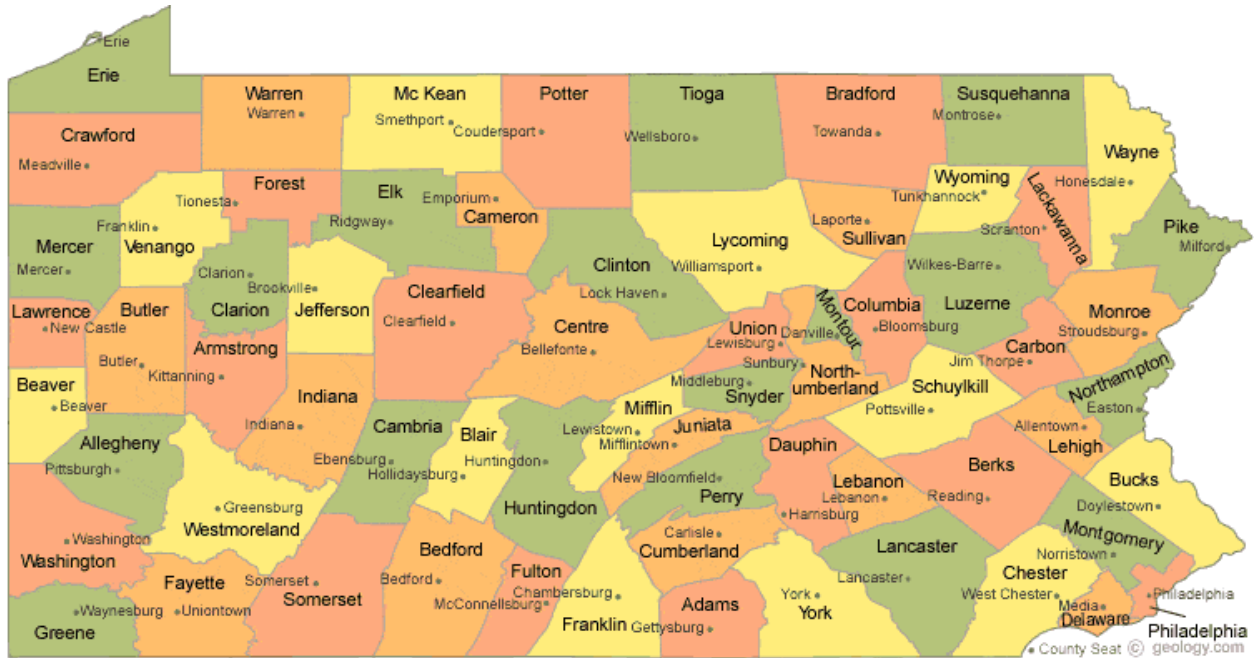
Barrett Township (1)

- John Seese

Solicitor:

Attorney Harry Coleman

Pennsylvania Counties



2020 Fact Sheet

Serving the communities of Tobyhanna Township, the Borough of Mount Pocono, Tunkhannock Township, Coolbaugh Township and Barrett Township.



The five municipalities of the Pocono Mountain Regional Police encompass approximately 228 square miles or 38% of the total land mass of Monroe County. We serve an approximate population of 43,057 or 25% of the population of Monroe County.

Pocono Mountain Regional Police

2020 Fact Sheet

Service Area	Square Miles	Road Miles	Municipal Roads	State Roads	Population Served
PMRPD TOTAL	228	335.1	195.17	142.93	43,057
Tobyhanna Township	50	88.68	50.06	38.62	8,484
Mount Pocono Borough	3	21.55	15.95	5.60	3,170
Tunkhannock Township	38	52.66	27.43	25.23	6,789
Coolbaugh Township	85	108.79	63.71	45.08	20,389
Barrett Township	52	63.42	38.02	25.40	4,225

Employees

Employees	Start of 2020	End of 2020
Sworn Employees	41	41
Non-Sworn Employees	6	6

2020 New Hires: 4

Ashley Rzeszewski: 01/06/2020

Michael Parrent: 01/20/2020

Zachary Scheetz: 07/06/2020

Corey Kime: 12/14/2020

2020 Promotions: 2

Detective Corporal Lucas Bray to Detective Sergeant: 2/11/2020

Patrolman Derek Chaffee to Patrol Corporal: 2/11/2020

2020 Lateral Transfers: 5

Patrol Corporal Robert Miller to Detective Corporal 2/11/2020

Patrolman Donald Scarfo to the criminal investigations division: 1/13/2020

Patrolwoman Erica Burk to the criminal investigations division: 1/13/2020

Patrolman Jeff Lutz to School Resource Officer: 10/26/2020

School Resource Officer William Carey to Patrolman: 10/26/2020

2020 Retirements: 2

Detective Sergeant Kenneth Lenning: January 31, 2020

Detective Christopher Boheim: January 12, 2020

2020 Resignations: 2

Officer Eric Johnson: 3/1/2020

Officer Michael Benner: 9/24/2020

2020 Separation: 0

2020 Pocono Mountain Regional Police Employee Listing

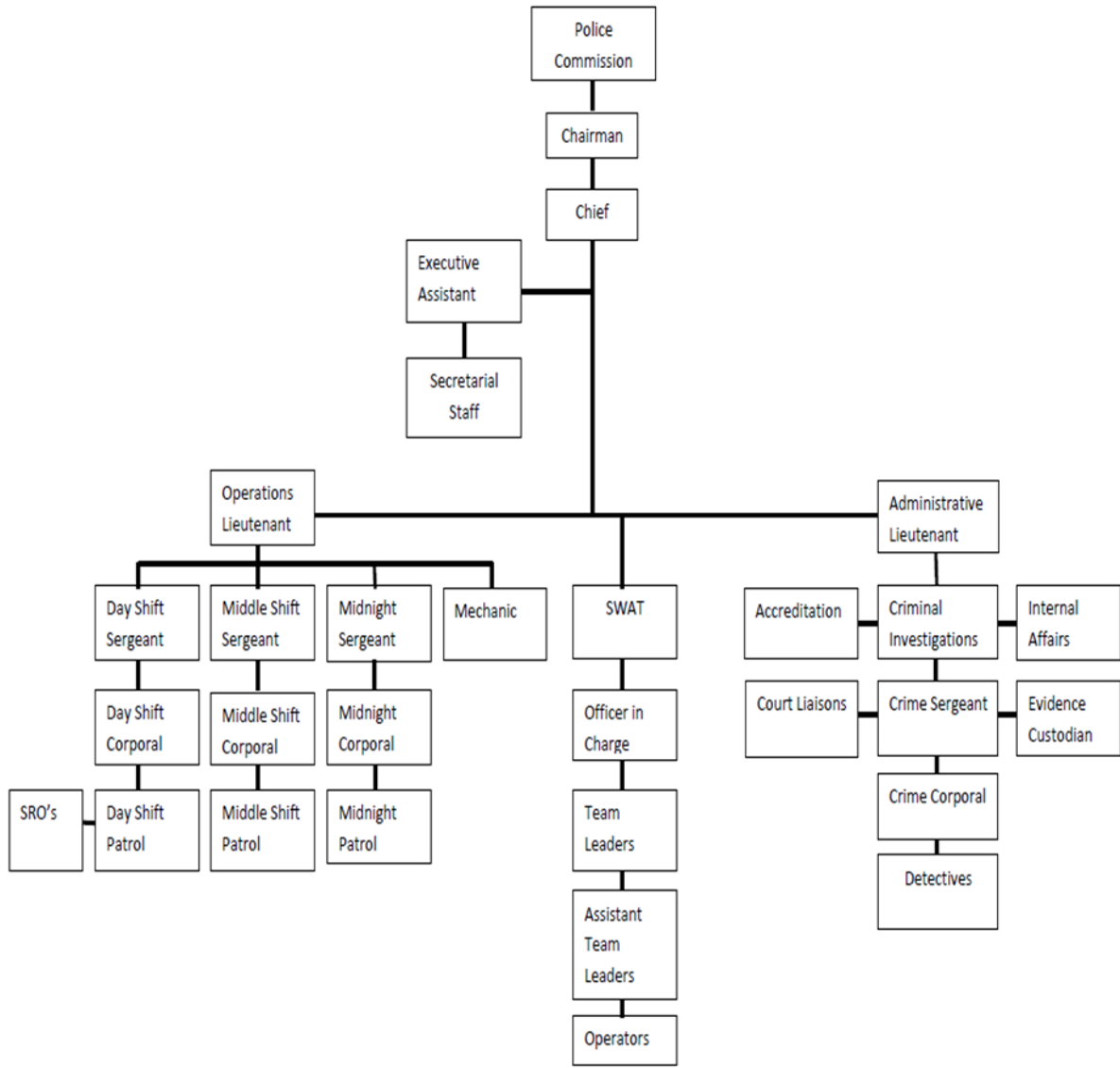
	Title	Badge	Name	Date of Hire	Date of Separation
1	Chief	1	Chris Wagner	6/13/1994	
2	Lieutenant	2	Kris Vogt	1/14/2002	
3	Lieutenant	3	Steve Williams	1/7/1995	
4	*Officer	11	Jeffrey Lutz	2/21/1994	2/28/2022
5	**Detective	18	Christopher Boheim	1/2/1995	1/12/2020
6	**Detective Sgt.	23	Kenneth Lenning	3/29/1989	2/3/2020
7	*Detective	27	John Bohrman	7/22/1993	7/31/2021
8	Sergeant	32	Charles LaRue	11/16/1998	
9	Officer	33	Richard Michaels	2/15/1999	
10	Officer	35	Joseph Lutkowski	1/31/2000	
11	Detective/Sgt.	37	Lucas Bray	1/22/2001	
12	Officer	39	Daniel Jones	6/19/2002	
13	Corporal	41	Matthew Nero	1/20/2003	
14	School Res. Ofc.	43	Daniel Smelas	10/16/2003	
15	Detective	45	Michael Sciarillo	5/2/2005	
16	Officer	46	Scott Dunlap	6/1/2005	
17	Sergeant	47	Nicholas Mecca	6/5/2006	
18	Corporal	49	Jeff Papi	9/20/2006	
19	Sergeant	50	David Posluszny	1/29/2007	
20	Officer	53	Keith Eichler	7/30/2007	
21	Officer	54	Derek Metzger	2/19/2008	
22	Detective	57	Kyle VanNote	8/4/2008	
23	****Detective	58	Donald Scarfo	2/2/2009	
24	****Detective	60	Erica Burk	2/2/2009	
25	****Det. Cpl.	61	Robert Miller	2/2/2009	
26	Corporal	63	Derek Chaffee	2/2/2009	
27	School Res. Ofc.	65	Jason Wile	8/3/2009	
28	Officer	67	Jesse Bohrman	8/4/2014	
29	School Res. Ofc.	68	Robert Sheranko	9/1/1998	
30	Detective	70	Ryan Venneman	5/1/1999	
31	Officer	71	William Carey	8/1/2000	
32	Officer	74	Carmine Saprana	8/31/2015	
33	***Officer	75	Michael Benner	2/1/2016	12/25/2020
34	Officer	77	Jack Apgar	10/31/2016	
35	***Officer	78	Eric Johnson	1/2/2017	3/1/2020
36	Officer	81	Nathanial Edmonds	4/9/2018	

2020 Pocono Mountain Regional Police Employee Listing

	Title	Call Sign	Name	Date of Hire	Date of Separation
37	Officer	82	Joshua Soto	4/9/2018	
38	Officer	83	Austin Price	1/7/2019	
39	Officer	84	Robert Ellis	1/7/2019	
40	Officer	85	Zachary Swingle	1/7/2019	
41	Officer	86	Joseph Apgar	1/7/2019	
42	Officer	87	Daniel Murgia	1/7/2019	
43	# Officer	88	Michael Parrent	1/20/2020	
44	# Officer	89	Ashley Rzeszewski	1/6/2020	
45	# Officer	90	Zachary Scheetz	7/6/2020	
46	# Officer	91	Corey Kime	12/14/2020	
1	Exec. Assistant		Kathy Matisak	8/15/1988	
2	Records Manager		Barb Wieand	1/14/2002	
3	Secretary		Laura Deane	6/19/2006	
4	Secretary		Marianne Avosso	6/11/2007	
5	Admin. Assistant		Susan Kopp	2/2/2009	
6	Mechanic		John Fedish	02/12/2019	

- * - Drop Program
- ** - Retirement
- *** - Resignation
- ****-Transfer
- # - New Hire

2020 Pocono Mountain Regional Police Organizational Chart



Pocono Mountain Regional Police

2020 Fact Sheet

Sick Time:

11 members of the PMRPD used no sick time during 2020. These Officers were: Lieutenants Steve Williams, Corporal Jeff Papi, Detectives Michael Sciarillo and Kyle VanNote, and Officers Richard Michaels, Scott Dunlap, Robert Ellis, Ashley Rzeszewski, Michael Parrent, Zachary Scheetz and Corey Kime.

The number of sick days taken during 2020 by all officers was 176 for an average of 3.8 days per officer. Sick time was up by 1.2% in 2020 as compared with 2019.

1 member of the PMRPD Non-Sworn staff used no sick time during 2020. This was Sue Kopp. The number of sick days taken for non-sworn employees was 37. The average number of sick days for the non-sworn members was 7.5 sick days per employee. This was down from 2019 by 35%.

Commendations:

1 commendation was given out this year to the following citizen:

To Jacob Weirich for his outstanding citizenship involving the concern for his elderly neighbor. After having noticed that his neighbor's vehicle had not been moved as is customary and during inclement weather. Jacob received permission from his parents to go and check on her condition. Jacob found that his neighbor had suffered a catastrophic health emergency and summoned Emergency Medical Aid.

Pocono Mountain Regional Police

2020 Fact Sheet

Higher Education and Veteran Status: The Pocono Mountain Regional Police has a strong history of hiring officers from diversified background and educational experiences. The Department recognizes the commitment and sacrifice of our veterans and those who have obtained higher educational degrees. The Pocono Mountain Regional Police Department also encourages officers to further their education in the field of criminal justice through higher education and our tuition reimbursement program. The following Officers have earned degrees in higher education and/or have served in our armed forces.

Veterans:

Officer	Branch	Years of Service
Sergeant Charles LaRue	United States Marine Corp.	4
Officer Richard Michaels	United States Navy	4
Officer Donald Scarfo	United States Army / PA National Guard	2 / 10
Officer Jason Wile	United States Marine Corp.	4
Officer Jack Apgar	United States Army	4
Officer Robert Ellis	United States Marine Corp.	9
Officer Zach Swingle	PA National Guard	6
Officer Joseph Apgar	United States Marine Corp.	4

Higher Education:

Officer	Degree	Field
Chief Chris Wagner	Masters Degree	Legal Studies in Criminal Justice
Corporal Robert Miller	Masters Degree	Forensic Investigations
Officer Daniel Jones	Masters Degree	Criminal Justice Administration
Officer Derek Chaffee	Masters Degree	Criminology / Criminal Justice Studies
Officer Josh Soto	Masters Degree	Criminal Justice
Detective Corporal Lucas Bray	Bachelors Degree	Criminal Justice
Corporal Jeff Papi	Bachelors Degree	Criminal Justice
Detective Kyle VanNote	Bachelors Degree	Criminal Justice Administration
Officer Joseph Lutkowski	Bachelors Degree	Criminal Justice
Officer Daniel Smelas	Bachelors Degree	Criminal Justice
Officer Derek Metzger	Bachelors Degree	Sociology
Officer Jesse Bohrman	Bachelors Degree	History

Officer Nate Edmonds	Bachelors Degree	Criminal Justice / Homeland Security
Officer Austin Price	Bachelors Degree	Criminal Justice
Officer Michael Parrent	Bachelors Degree	Administration of Justice
Officer Zachary Scheetz	Bachelors Degree	Criminal Justice
Lieutenant Kris Vogt	Associates Degree	Criminal Justice
Detective Don Scarfo	Associates Degree	Criminal Justice
Officer Ashley Rzeszewski	Associates Degree	Criminal Justice

Pocono Mountain Regional Police

2020 Fact Sheet

Canine Activity:

Corporal Matt Nero / K9 Creed: 84 deployments

- \$107,153 US Currency
- 2,000 bags of Heroin
- 7.4 ounces of Marijuana
- .5 grams of Cocaine
- 340 grams of Crack Cocaine
- 2 grams of Ecstasy
- 52.7 grams of Methamphetamine
- 4 guns

8 assists

8 apprehensions

1 bite

2 community events

Officer Joe Lutkowski / K9 Hilo: (unavailable at time of report due to injury)

* Weights are approximations.

SWAT Activity: 3 Team Activations: 3 in Coolbaugh Township

Pocono Mountain Regional Police

2020 Fact Sheet

Training:

The Pocono Mountain Regional Police Department strives to provide as much training as possible, given the responsibilities of a law enforcement organization, in relation to the budget allocation. In 2020, the Department budgeted \$32,000 towards training and \$25,000 towards tuition reimbursement. This training allocation is disbursed between department staff to keep up with the ever-increasing responsibilities of initial and continuing education.

All officers are required to attend the Municipal Police Officer Education and Training Commissions (MPOETC) mandatory updates, PMRPD firearms, less lethal, use of force, CPR, First Aid and mental health trainings. The department continues to transition to conducting mandatory MPOETC updates through the PAVTN (Pennsylvania Virtual Training Network) on-line. The on-line training has been determined to be more efficient for overall department operations. The department must also maintain required certifications and re-certifications for departmental trainers. We also conduct mandatory in-house training requirements that take place throughout the year. 2020 was a challenging year for training, in that, the Covid-19 shut downs and mitigations strategies forced many training programs and seminars to postpone or cancel training events. Given this, training opportunities were reduced during the 2020 calendar year. The Pocono Mountain Regional Police Department received the following training for various officers during 2020:

- 1) Act 120 Certification
- 2) ACT 120 Mandatory Updates
- 3) ALERRT Basic Active Shooter Training
- 4) ARIDE Training
- 5) ASP Training
- 6) Automatic External Defibrillator
- 7) Cellebrite Certified Physical Analyst
- 8) Cellebrite Certified Officer
- 9) Conviction Integrity Training
- 10) CPR training
- 11) Crisis Negotiations training

Training Continued

- 12) Cody RMS Administration Training
- 13) Emergency Vehicle Operation
- 14) Explosive Devices – Officer Safety Training
- 15) Facial Recognition
- 16) Field Training Officer
- 17) First Aid training
- 18) Firearms Instructor for Tactical Shooting
- 19) Firearms Qualification / Training
- 20) Glock Armorer
- 21) High Threat CQB Instructor
- 22) Hostage Negotiation Seminar
- 23) Impossible Position, Police and Covid
- 24) Incident Command System 100
- 25) Incident Command System 400
- 26) Incident Command System 700
- 27) Investigating Asphyxia
- 28) Investigating Human Trafficking
- 29) Investigating Sexual Assault
- 30) Investigating Stalking
- 31) Interview and Interrogation
- 32) Juror Expectations for Sexual Assault Cases
- 33) K9 Certification
- 34) K9 Training
- 35) Law Enforcement Intelligence
- 36) Law of Video and Cell Phone Evidence
- 37) Lethality Assessment Program
- 38) Lockdown Leadership
- 39) Male Victims of Intimate Partner Violence
- 40) Marksmen Training
- 41) Medical Marijuana Training

Training Continued

- 42) Motorcycle Operator in-house
- 43) New Child Abuse Interviewer Training
- 44) OC Training
- 45) Open Source Intelligence
- 46) Operational Planning and Crowd Management
- 47) Personal Leadership
- 48) Police and Dog Encounters
- 49) Police Supervisory Training
- 50) Property Room Accountability
- 51) Protection of Victims of Sexual Violence
- 52) Responding to Child Victims
- 53) Responding to LGBTQ Victims
- 54) Risk Matrix Training
- 55) Safety Committee Certification
- 56) School Resource Officer Training
- 57) Search and Canvas, Missing / Abducted Children
- 58) Sobriety Checkpoint Refresher Training
- 59) Specialized Vehicle Training
- 60) Standard Field Sobriety Training
- 61) Standard Field Sobriety Refresher Training
- 62) Substance Abuse Prevention for First Responders
- 63) Suicide Investigation
- 64) TACs Training
- 65) Team DUI Training
- 66) Testimony Skills for Law Enforcement
- 67) Urban Sniper
- 68) Use of Force
- 69) Veterans in Crisis Training
- 70) Watchguard in-car Camera Training
- 71) Workplace Safety Committee Training

Pocono Mountain Regional Police Partnerships

Partnership:

1) Pocono Mountain School District – School Resource Officer (SRO) Program

- The Pocono Mountain Regional Police Department currently has 4 SRO's within the Pocono Mountain School District (PMSD). These Officers are currently positioned within 4 main buildings within the district and rotate on occasion.
- PMSD has reimbursed the PMRPD \$392,996.00 for the SRO program in 2020.
- PMSD has reimbursed the PMRPD \$5,342.46 for extra duty assignments.

2) Drug Enforcement Administration Task Force

- The Pocono Mountain Regional Police continued its partnership with the DEA Task Force in 2020.
- Detective Michael Sciarillo continued as the PMRPD DEA task force representative
- The PMRPD has been reimbursed \$16,551.11 for overtime in 2020.
- The PMRPD has received \$0 in asset forfeiture during 2020.

3) Monroe County Drug Task Force

- The Pocono Mountain Regional Police continues to participate in the Monroe County Drug Task Force (MCDTF).
- The MCDTF has reimbursed the PMRPD \$11,691.04 for overtime in 2020.

4) Northeast Pennsylvania Counter Terrorism Task Force (NEPACTTF)

- The PMRPD continues to participate in the NEPACTTF
The NEPACTTF has purchased various equipment and provided training for PMRPD SWAT Operations.
- The total cost for the equipment and/or training provided by the NEPACTTF for 2020 was \$ 11,823.45.

5) Pocono Mountain Regional Police Foundation (PMRPF)

- The PMRPD continues to receive support through the Pocono Mountain Regional Police Foundation. In 2020 the PMRPF purchased equipment for and reimbursed the department a total of \$62,543.56, (see pages 101 - 104).

Pocono Mountain Regional Police

2020 Fact Sheet

Units of Service:

The Pocono Mountain Regional Police uses a unit of service concept whereby municipalities purchase a requested number of hours by unit. A unit of service is equal to 10 hours of service. This unit of service is known as a Police Protection Unit or PPU. The 2020 cost per PPU was \$41,566.90. Officers activity is tracked through the submission of their activity reports. Through the data obtained in these reports, time spent on police activity within our municipalities is broken down and applied to the number of hours requested. This activity is reflected and presented monthly at our police commission meetings.

2020 Budget Hours Breakdown

2019 Total Hours Available per Week: 1480

2020 Total Hours Available per Week: 1480

2019 Total Hours Available per Day: 211.42

2020 Total Hours Available per Day: 211.42

Monthly Hours Days per Month

Municipality	2019 Hours	2020 Hours	2020 %	28	30	31
Tobyhanna	454.6	458.2	30.96	1,832.8	1,963.7	2,029.1
Mt. Pocono	179.5	176.0	11.89	700.0	754.2	779.4
Tunkhannock	169.9	169.9	11.48	679.6	728.1	752.4
Coolbaugh	548.6	548.6	37.06	2,194.4	2,351.2	2,429.5
Barrett	127.4	127.3	8.61	509.6	546.0	564.3
Totals	1480	1480	100	5,919.7	6,343.2	6,554.7

2020 Total Income: **\$7,529,149.00**

2020 Total Expenses: **\$7,841,649.00**

2020 Unit of Service Cost: **\$41,566.90**

Pocono Mountain Regional Police 2020 Fact Sheet

2020 Budget / Mortgage – Municipal Breakdown

Municipal Budget Contributions:

Tobyhanna Township: \$1,904,412.41

Mount Pocono Borough: \$731,677.18

Tunkhannock Township: \$706,238.24

Coolbaugh Township: \$2,279,894.52

Barrett Township: \$529,678.68

Mortgage:

2019 Total Mortgage Paid: \$107,800.08

2019 Total Principal Paid: \$102,287.12

2019 Total Interest Paid: \$5,512.96

Remaining Balance: \$159,151.68

2020 Municipal Mortgage Contributions (Jan 2020 – Dec 2020):

***Tobyhanna Township:** 0% / \$0

Mount Pocono Borough: 31.08% / \$33,505.44

Tunkhannock Township: 33.78% / \$36,418.93

Coolbaugh Township: 35.13% / \$37,875.72

****Barrett Township:** 0% / \$0

*Tobyhanna Township paid off their portion of the mortgage in October 2017.

**Barrett Township as part of the regionalization process does not pay a mortgage contribution and does not have equity interest in the PMRPD building.

Pocono Mountain Regional Police

2020 Fact Sheet

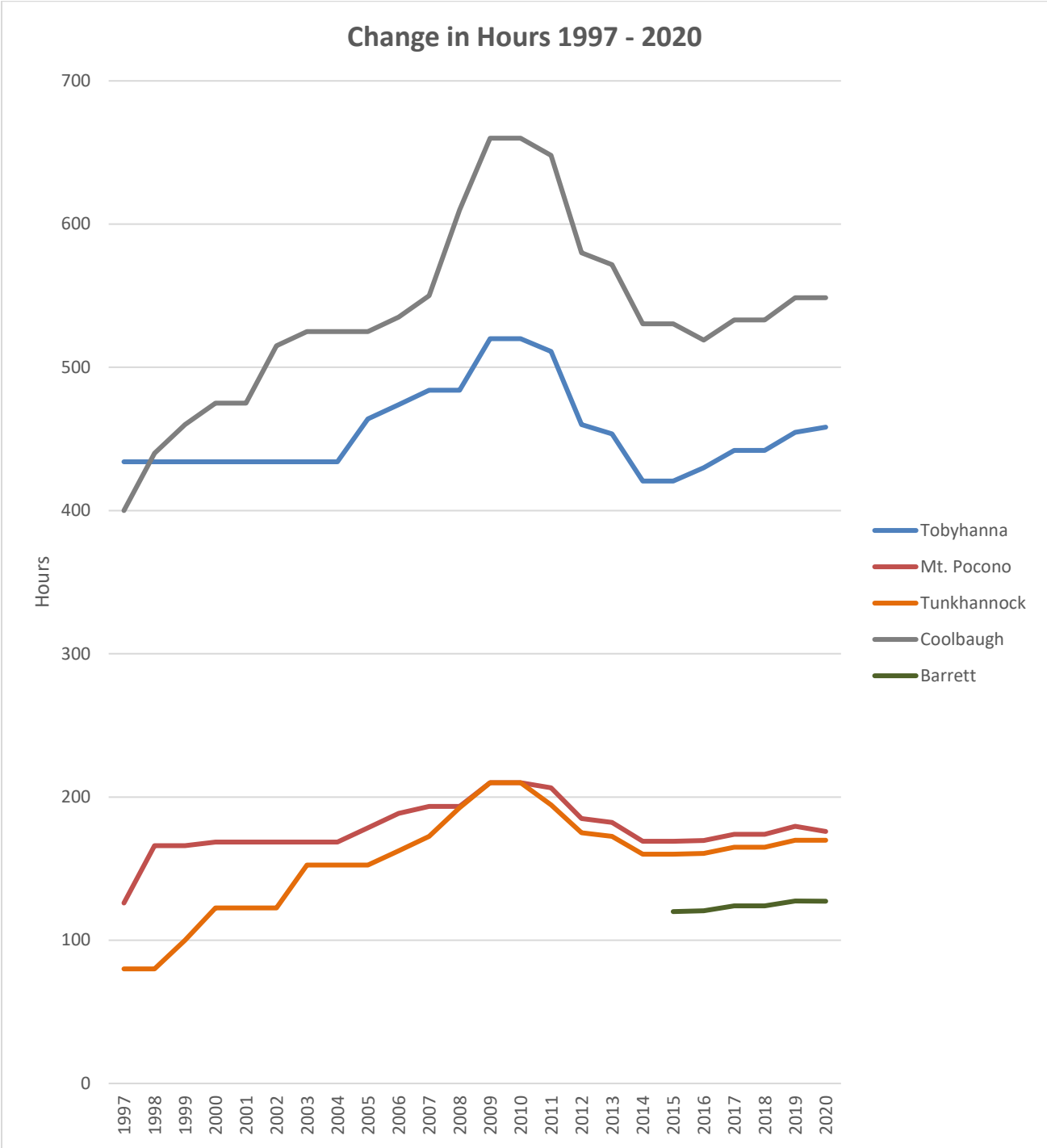
Change In Hours 1997 - 2020

Year	Tobyhanna Twp	Mt. Pocono	Tunkhannock Twp	Coolbaugh Twp	Barrett Twp	Change in hours
1997	434	126	80	400	N/A	1040 Total
1998	434	166	80	440	N/A	+80 / 1120 Total
1999	434	166	100	460	N/A	+ 40 / 1160 Total
2000	434	168.5	122.5	475	N/A	+ 40 / 1200 Total
2001	434	168.5	122.5	475	N/A	0 / 1200 Total
2002	434	168.5	122.5	515	N/A	+ 40 / 1240 Total
2003	434	168.5	152.5	525	N/A	+ 40 / 1280
2004	434	168.5	152.5	525	N/A	0 / 1280
2005	464	178.5	152.5	525	N/A	+ 40 / 1320
2006	474	188.5	162.5	535	N/A	+40 / 1360
2007	484	193.5	172.5	550	N/A	+40 / 1400
2008	484	193.5	192.5	610	N/A	+ 80 / 1480
2009	520	210	210	660	N/A	+ 120 / 1600
2010	520	210	210	660	N/A	0 / 1600
2011	511	206.5	194.6	647.9	N/A	- 40 / 1560
2012	460	185	175	580	N/A	- 160 / 1400
2013	453.47	182.3	172.5	571.73	N/A	- 20 / 1380
2014	420.61	169.09	160.00	530.30	N/A	- 100 / 1280
2015	420.61	169.09	160.00	530.30	120.00	1400 Total
2016	430	169.7	160.7	519	120.6	0 / 1400
2017	442	174	165	533	124	+ / 1440
2018	442	174	165	533	124	0 / 1440
2019	454.6	179.5	169.9	548.6	127.4	+40 / 1480
2020	458.2	176.0	169.9	548.6	127.3	0 / 1480

Increase

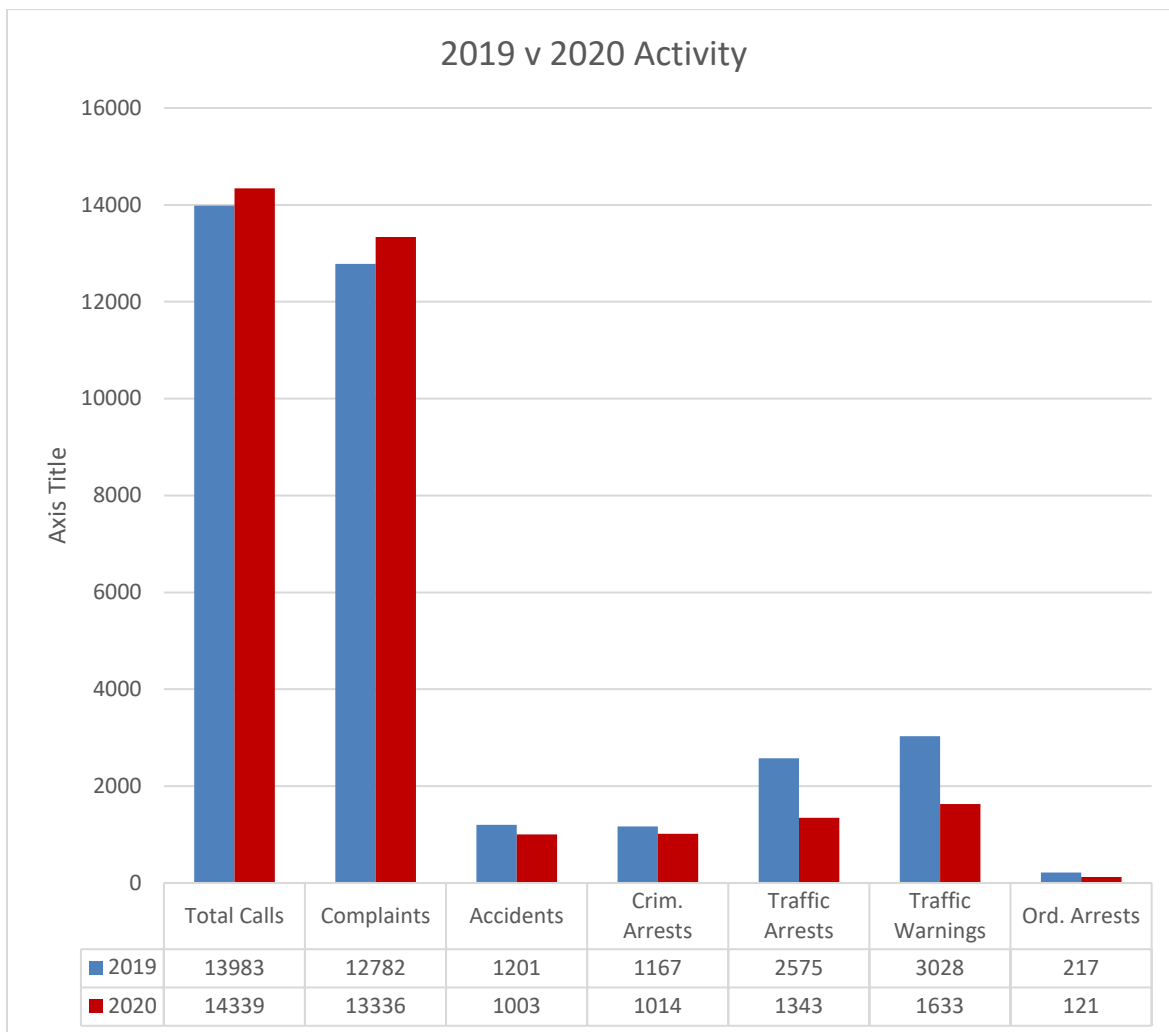
Decrease

Pocono Mountain Regional Police 2020 Fact Sheet



Pocono Mountain Regional Police Department 2019 vs. 2020 Activity

	2019	2020	Increase / Decrease	Percentage
Total Calls	13983	14339	+356	+ 2.54%
Complaints	12782	13336	+554	+4.33%
Accidents	1201	1003	-198	-16.48%
Criminal Arrests	1167	1014	-153	-13.11%
Traffic Arrests	2575	1343	-1232	-47.84%
Traffic Warnings	3028	1633	-1395	-46.07%
Ordinance Arrests	217	121	-96	-44.23%



Pocono Mountain Regional Police Department

2020 Total Activity

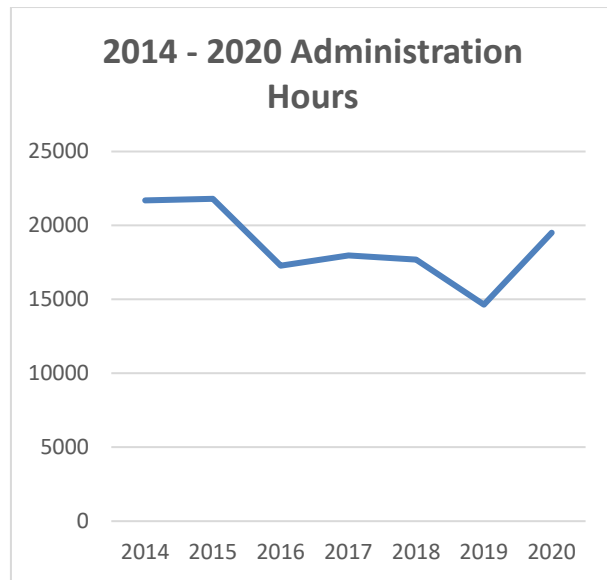
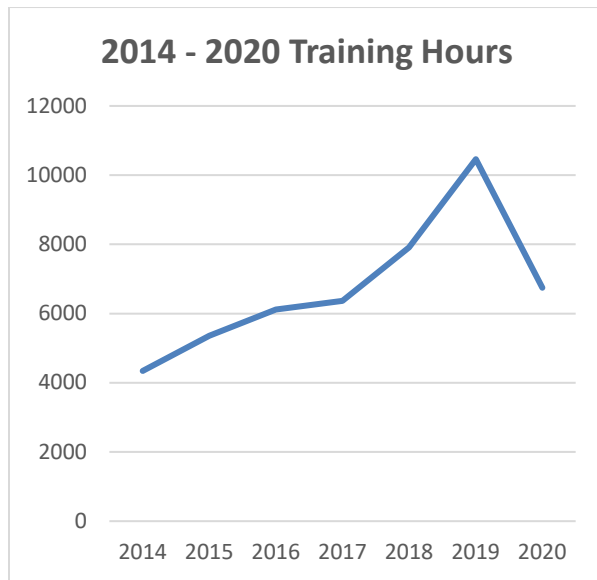
Hours

Activity

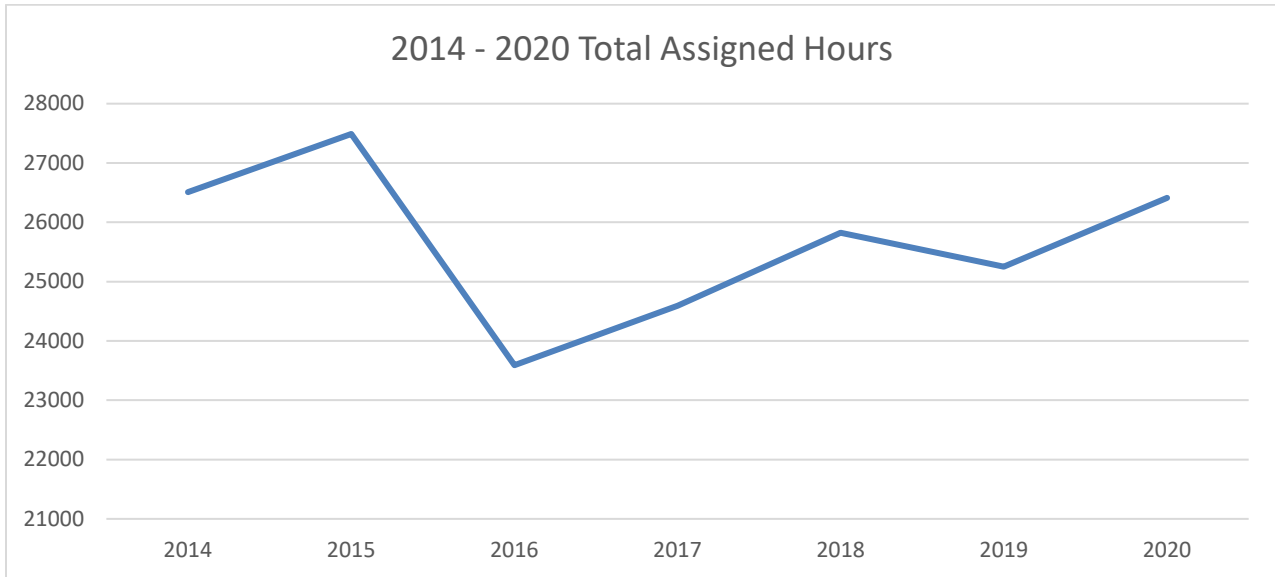
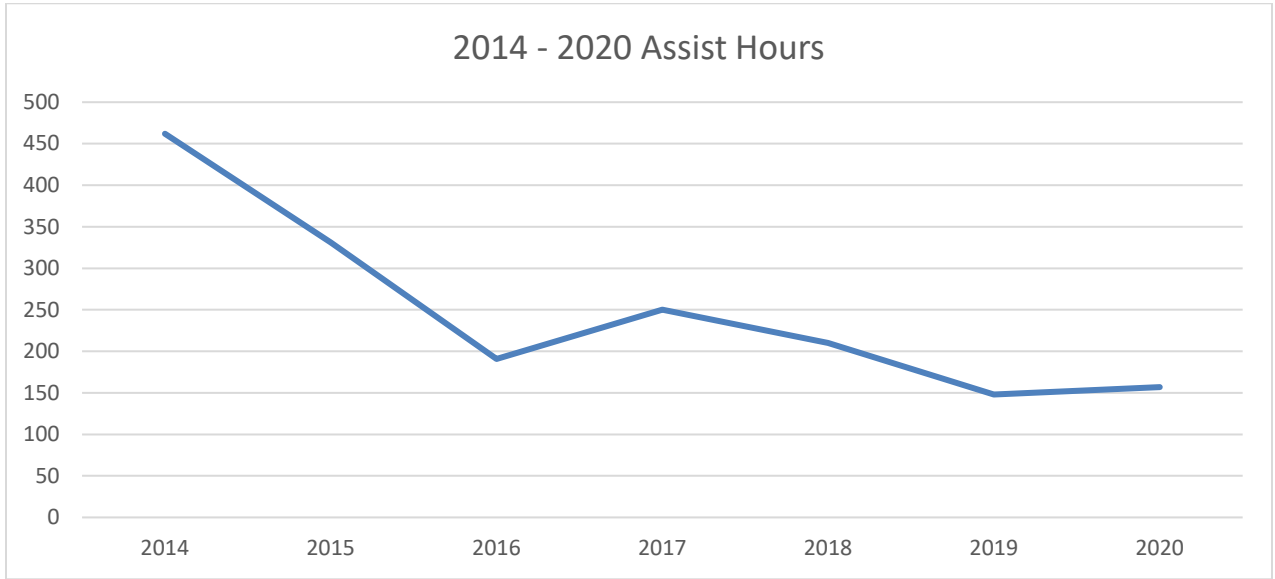
	Patrol	Investigations	Speed Timing	Court	Assigned	Complaints	Accidents	Criminal Arrests	Traffic Arrests	Warning	Ord. Arrests
January	2082	2028	3	246	2193	1070	103	69	158	253	18
February	1965	1922	3	216	2023	936	78	74	167	284	8
March	2216	2138	6	128	2063	927	64	85	117	141	9
April	2268	1807	0	11	2255	782	32	60	23	4	8
May	2165	2179	0	18	2190	1036	67	83	47	23	6
June	2019	2149	7	104	2060	1292	82	48	55	107	12
July	1586	2588	7	124	2247	1534	92	102	128	136	10
August	1759	2534	19	117	2123	1386	103	107	163	169	4
September	1791	2385	7	134	2024	1235	85	128	78	131	11
October	1765	2261	7	142	2277	1123	84	101	141	141	12
November	1830	2193	7	129	2181	1070	109	87	170	151	11
December	1764	1953	2	60	2773	945	104	70	96	93	12
Total	23216	26241	71	1436	26414	13336	1003	1014	1343	1633	121

Pocono Mountain Regional Police Assigned Time Breakdown

	Training	Administration	Assists	Total
January	850.78	1327.63	14.78	2193.19
February	513.92	1497.44	12.52	2023.88
March	542.92	1514.43	6.18	2063.53
April	824.68	1421.38	9.30	2255.36
May	450.97	1732.57	7.45	2190.99
June	504.03	1544.84	12.07	2060.94
July	618.98	1605.32	23.67	2247.97
August	373.57	1735.47	13.98	2123.02
September	505.50	1505.83	13.08	2024.41
October	694.17	1572.53	10.40	2277.10
November	375.81	1791.01	14.59	2181.41
December	494.84	2259.10	19.15	2773.09
Total	6750.17	19507.55	157.17	26414.89



Pocono Mountain Regional Police Assigned Time Breakdown



Pocono Mountain Regional Police Department

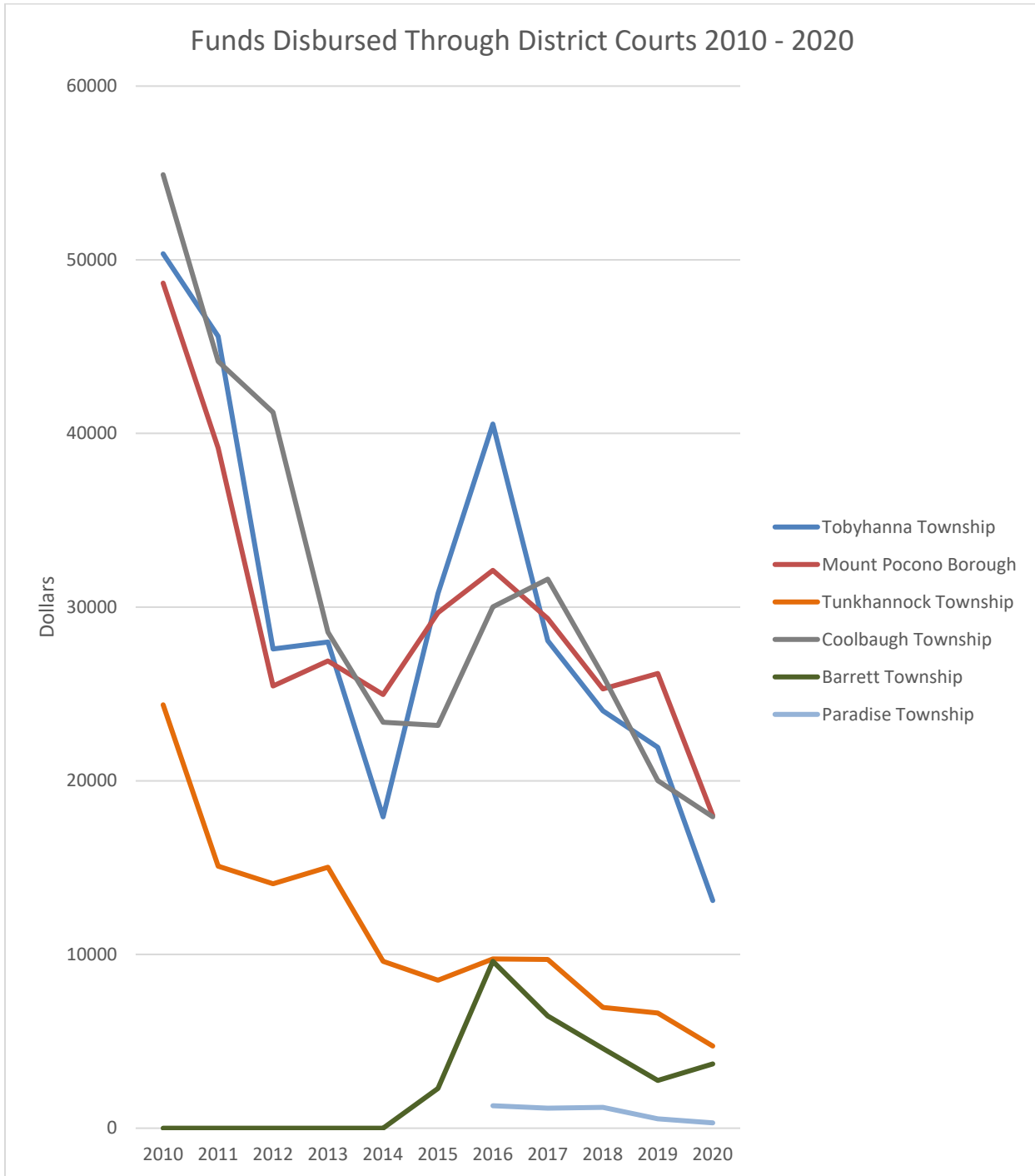
2020 District Courts

Funds Dispersed from District Courts 2011 – 2020

	2011	2012	2013	2014	2015	2016	2017	%
Tobyhanna Township	\$45,599	\$27,591	\$27,988	\$17,924	\$30,789	\$40,545	\$28,064	26%
Mount Pocono Borough	\$39,165	\$25,458	\$26,908	\$24,966	\$29,676	\$32,120	\$29,345	28%
Tunkhannock Township	\$15,086	\$14,080	\$15,023	\$9,605.07	\$8,512	\$9,752	\$9,720	9%
Coolbaugh Township	\$44,151	\$41,224	\$28,558	\$23,380	\$23,192	\$30,018	\$31,607	30%
* Barrett Township					\$2,292	\$9,608	\$6,468	6%
Paradise Township						\$1,294	\$1,153	1%
Total	\$144,002	\$108,354	\$98,508	\$75,877	\$94,464	\$123,337	106,357	100%

	2018	%	2019	%	2020	%
Tobyhanna Township	\$24,030.87	27	\$21,925.57	28%	\$13,107.44	23%
Mount Pocono Borough	\$25,289.16	28	\$26,182.60	33%	\$18,009.25	31%
Tunkhannock Township	\$6,947.76	7	\$6,630.32	8%	\$4,730.56	8%
Coolbaugh Township	\$26,053.61	29	\$20,014.99	25%	\$17,928.31	31%
Barrett Township	\$4,589.00	5	\$2,748.65	3%	3,706.94	6%
Paradise Township	\$1,199.95	1	\$545.77	.7%	\$307.86	.5%
Total	\$88,110.35	100%	\$78,047.90		\$57,790.36	

Pocono Mountain Regional Police Department 2010 - 2020 District Courts



Pocono Mountain Regional Police Municipality Breakdown

Tobyhanna Township

	Patrol	Investigation	Tracker	Court	Assigned	Total
January	900.67	461.58	0	27.58	678.79	2068.62
February	832.53	498.66	.98	50.65	626.39	2009.21
March	688.85	414.89	1.17	15.97	638.66	1759.54
April	901.43	404.15	0	2.5	698.03	2006.11
May	963.50	494.02	0	14.5	678.11	2150.13
June	713.85	467.80	.83	17.03	637.86	1837.37
July	608.99	737.70	2.04	33.17	695.75	2077.65
August	749.41	678.68	11.10	29.25	657.07	2125.51
September	525.79	654.21	.75	26.08	626.55	1833.38
October	444.86	431.85	0	24.25	704.76	1605.72
November	725.95	559.14	2.16	27.55	675.15	1989.95
December	870.37	309.02	2.09	10.00	858.27	2049.75
Total	8926.20	6111.70	21.12	278.53	8175.41	23512.96

	Total Calls	Complaints	Accidents	Criminal Arrests	Traffic Arrests	Traffic Warnings	Ordinance Arrests
January	307	277	30	15	37	75	3
February	268	245	23	18	45	91	1
March	225	210	15	30	36	47	0
April	187	181	6	15	8	3	2
May	255	230	25	18	12	10	0
June	377	356	21	11	14	35	3
July	489	462	27	35	37	47	1
August	429	396	33	37	53	68	0
September	356	329	27	50	27	40	2
October	327	304	23	22	33	29	4
November	326	293	33	24	48	28	1
December	245	211	34	9	23	34	2
Total	3791	3494	297	284	373	507	19

Pocono Mountain Regional Police

Municipality Breakdown

Mount Pocono Borough

	Patrol	Investigation	Tracker	Court	Assigned	Total
January	185.10	340.20	0	50.78	260.77	836.85
February	228.15	256.73	0	21.50	240.64	747.02
March	235.42	371.22	1.40	43.25	245.65	896.64
April	152.98	242.75	0	0	268.16	663.89
May	142.40	287.48	0	1.0	260.51	691.39
June	177.58	272.99	0	27.50	245.05	723.12
July	128.45	374.90	.48	14.00	267.28	785.11
August	149.37	338.58	6.19	10.04	252.43	756.61
September	270.83	232.18	.96	11.06	240.70	755.73
October	244.17	635.38	2.42	17.82	270.75	1170.54
November	123.53	390.73	1.78	28.02	259.37	803.43
December	135.42	386.13	0	4.00	329.72	855.27
Total	2173.40	4129.27	13.23	228.97	3140.73	9685.60

	Total Calls	Complaints	Accidents	Criminal Arrests	Traffic Arrests	Traffic Warnings	Ordinance Arrests
January	181	160	21	12	51	64	8
February	178	167	11	17	56	94	6
March	169	149	20	21	30	34	8
April	106	100	6	13	5	0	4
May	158	142	16	27	13	4	4
June	203	183	20	9	10	16	7
July	251	227	24	24	32	38	6
August	206	188	18	24	39	41	3
September	190	165	25	16	15	37	5
October	169	148	21	23	34	36	5
November	164	147	17	17	29	40	7
December	178	157	21	28	18	15	8
Total	2153	1933	220	231	332	419	71

Pocono Mountain Regional Police

Municipality Breakdown

Tunkhannock Township

	Patrol	Investigation	Tracker	Court	Assigned	Total
January	207.13	310.97	2.43	36.88	251.78	809.19
February	175.55	314.63	1.19	58.92	232.34	782.63
March	163.59	132.38	.50	3.97	236.89	537.33
April	214.41	285.04	0	4.75	258.92	763.12
May	230.02	189.93	0	0	251.53	671.48
June	310.02	318.40	4.30	11.75	236.60	881.07
July	163.41	261.04	0.33	15.75	258.07	698.60
August	214.69	212.90	2.12	3.00	243.73	676.43
September	308.75	292.44	2.20	8.50	232.40	844.29
October	358.15	242.22	0.66	4.00	261.41	866.44
November	226.18	151.82	0	10.65	250.43	639.08
December	151.57	115.36	0	2.50	318.35	587.78
Total	2723.47	2827.13	13.73	160.67	3032.44	8757.44

	Total Calls	Complaints	Accidents	Criminal Arrests	Traffic Arrests	Traffic Warnings	Ordinance Arrests
January	120	114	6	11	9	26	0
February	97	88	9	9	6	15	1
March	118	111	7	11	3	3	0
April	77	75	2	10	8	0	0
May	115	110	5	1	3	1	0
June	180	171	9	4	8	13	0
July	152	141	11	7	6	7	1
August	150	137	13	7	11	11	0
September	163	156	7	13	11	12	0
October	147	139	8	15	14	18	3
November	116	104	12	4	14	12	0
December	109	100	9	4	12	7	1
Total	1544	1446	98	96	105	125	3

Pocono Mountain Regional Police

Municipality Breakdown

Coolbaugh Township

	Patrol	Investigation	Tracker	Court	Assigned	Total
January	613.58	825.00	.75	111.78	813.02	2364.13
February	585.39	765.15	0.33	79.77	750.25	2180.89
March	814.71	1127.83	3.49	56.97	764.95	2767.95
April	732.24	797.87	0	4.50	836.06	2370.67
May	592.91	1078.20	0	1.0	812.20	2484.31
June	530.79	936.54	2.53	36.00	763.99	2269.85
July	496.05	983.44	4.15	48.50	833.32	2365.46
August	492.00	1147.24	0	60.36	787.00	2486.60
September	459.33	1034.63	2.10	60.59	750.45	2307.10
October	492.57	843.75	0	75.33	844.12	2255.77
November	564.00	918.62	.33	52.75	808.65	2344.35
December	498.63	988.71	0	42.53	1027.97	2557.84
Total	6872.20	11446.98	13.68	630.08	9791.98	28754.92

	Total Calls	Complaints	Accidents	Criminal Arrests	Traffic Arrests	Traffic Warnings	Ordinance Arrests
January	482	442	40	29	59	72	7
February	401	369	32	28	55	68	0
March	414	396	18	21	45	51	1
April	369	354	15	17	2	0	2
May	465	450	15	29	18	6	2
June	514	491	23	19	18	29	2
July	608	581	27	26	47	34	2
August	592	561	31	33	48	47	1
September	502	483	19	43	25	35	4
October	452	424	28	31	49	48	3
November	478	439	39	36	68	57	3
December	438	406	32	26	32	33	1
Total	5715	5396	319	338	466	480	28

Pocono Mountain Regional Police

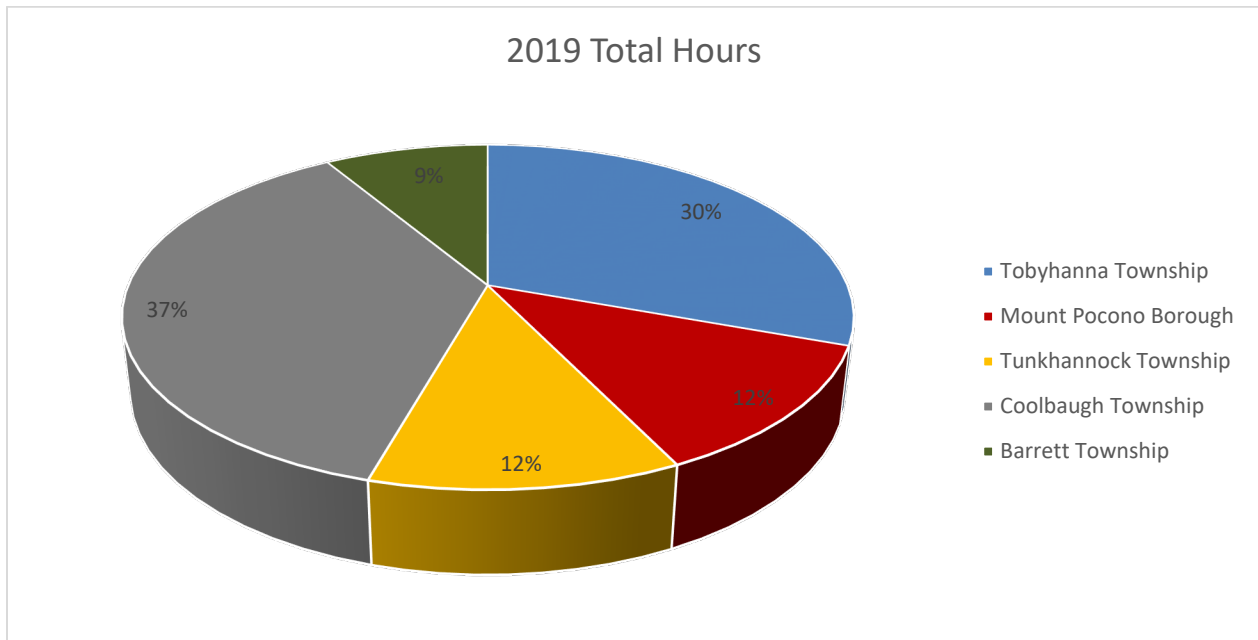
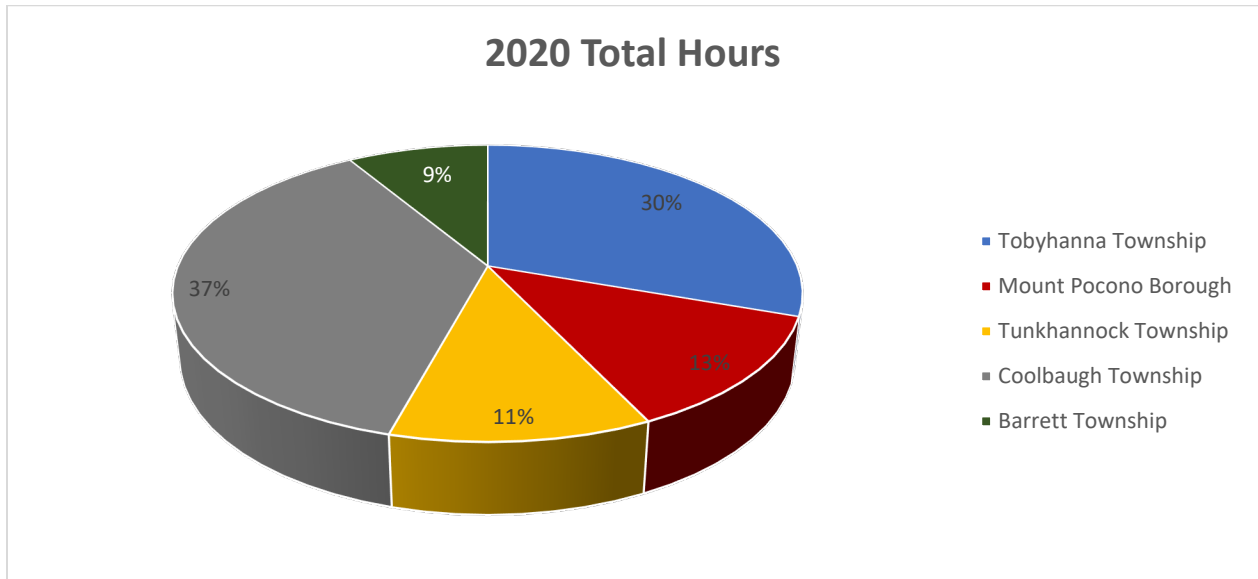
Municipality Breakdown

Barrett Township

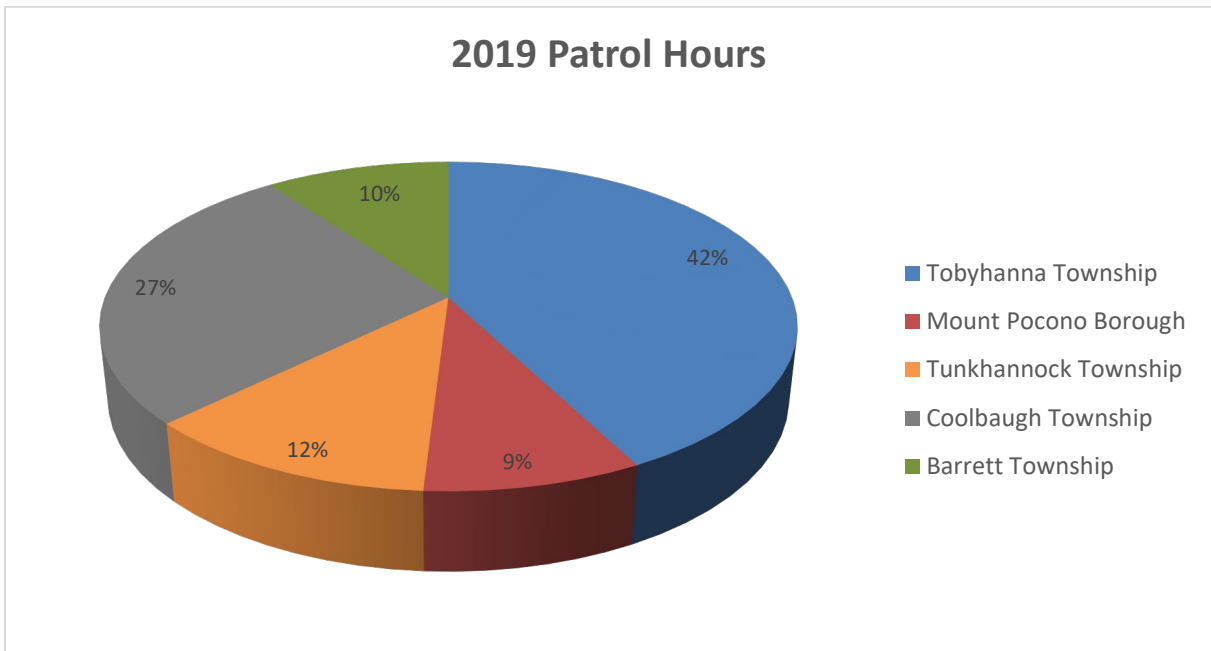
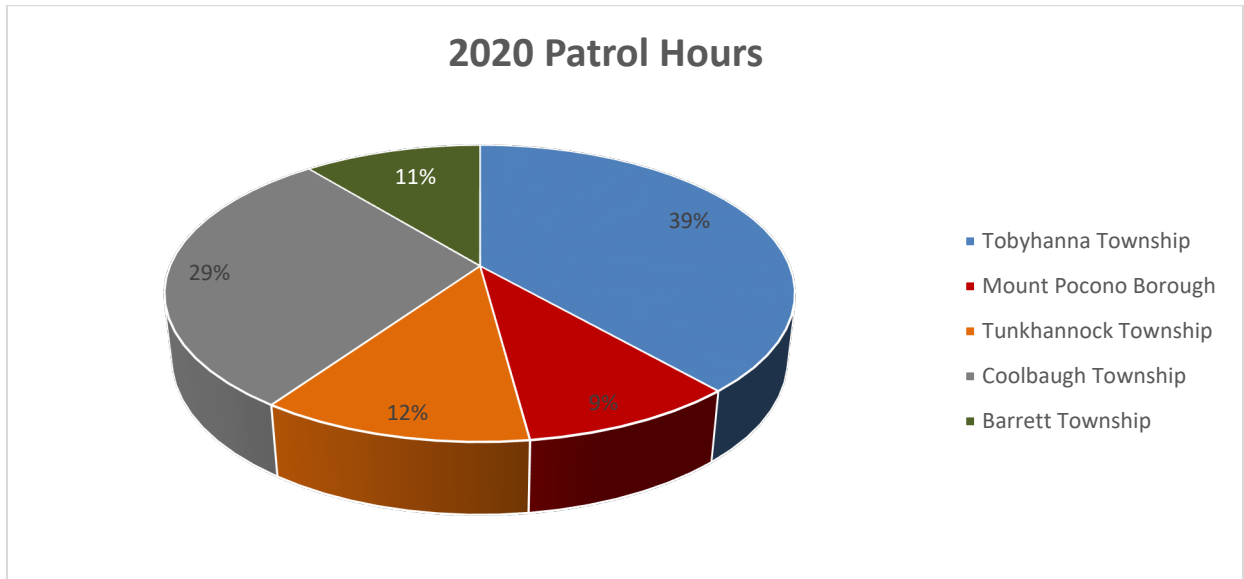
	Patrol	Investigation	Tracker	Court	Assigned	Total
January	176.25	90.63	0	19.50	188.83	475.21
February	143.52	86.97	0.75	5.75	174.26	411.25
March	314.40	91.71	0	8.75	177.67	592.53
April	267.43	77.59	0	0	194.19	539.21
May	236.42	129.78	0	1.85	188.64	556.69
June	287.50	154.02	0	12.63	177.45	631.60
July	189.51	231.00	0	13.12	193.55	627.18
August	154.00	157.43	0	14.62	182.79	508.84
September	226.82	171.67	1.50	28.20	174.30	602.49
October	225.40	208.23	4.43	21.41	196.06	655.53
November	191.15	172.86	3.40	10.97	187.82	566.20
December	108.98	154.10	0	1.50	238.76	503.34
Total	2521.38	1725.99	10.08	138.30	2274.32	6670.07

	Total Calls	Complaints	Accidents	Criminal Arrests	Traffic Arrests	Traffic Warnings	Ordinance Arrests
January	79	74	5	2	2	16	0
February	70	67	3	2	5	16	0
March	63	59	4	2	3	6	0
April	72	69	3	2	0	1	0
May	106	100	6	8	1	0	0
June	97	89	8	5	5	13	0
July	124	121	3	10	6	10	0
August	109	101	8	6	12	2	0
September	108	101	7	6	0	6	0
October	109	105	4	10	11	10	0
November	91	83	8	6	11	13	0
December	76	68	8	3	11	4	0
Total	1104	1037	67	62	67	97	0

Pocono Mountain Regional Police Department 2020 Hourly Comparison

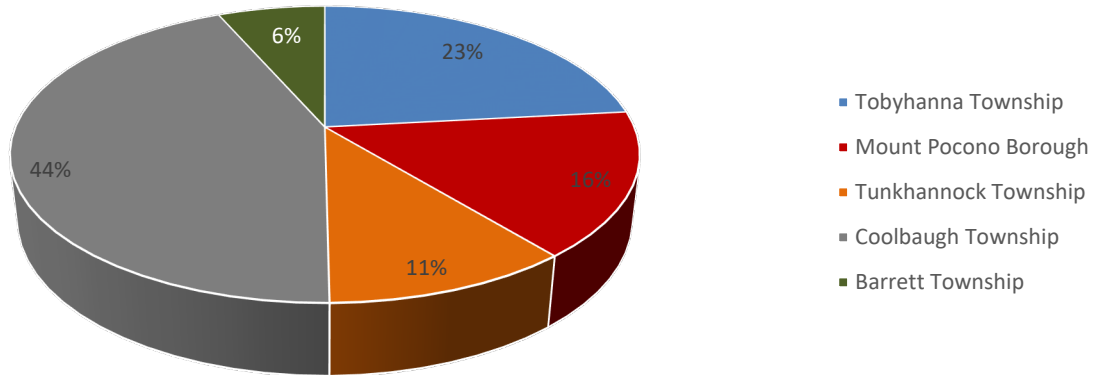


Pocono Mountain Regional Police Department 2020 Hourly Comparison

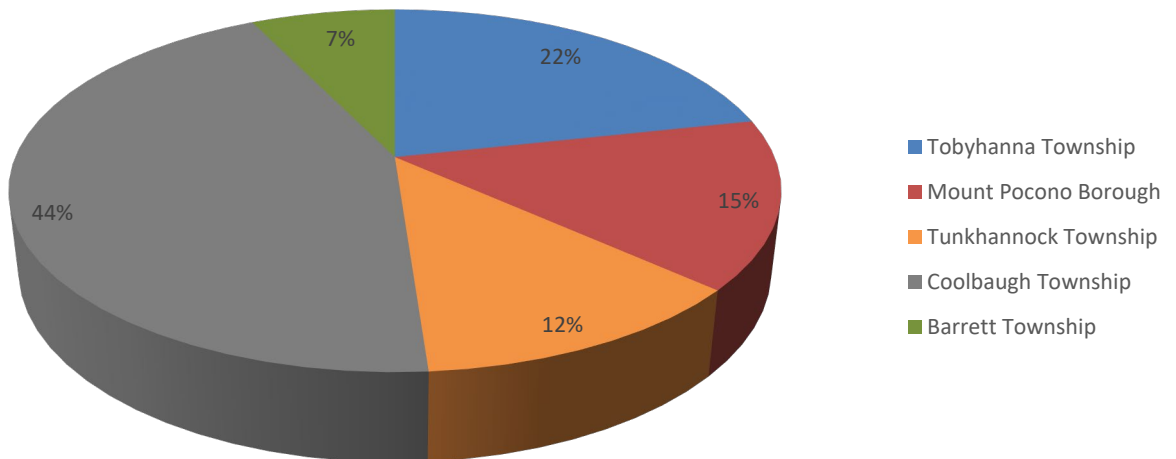


Pocono Mountain Regional Police Department 2020 Hourly Comparison

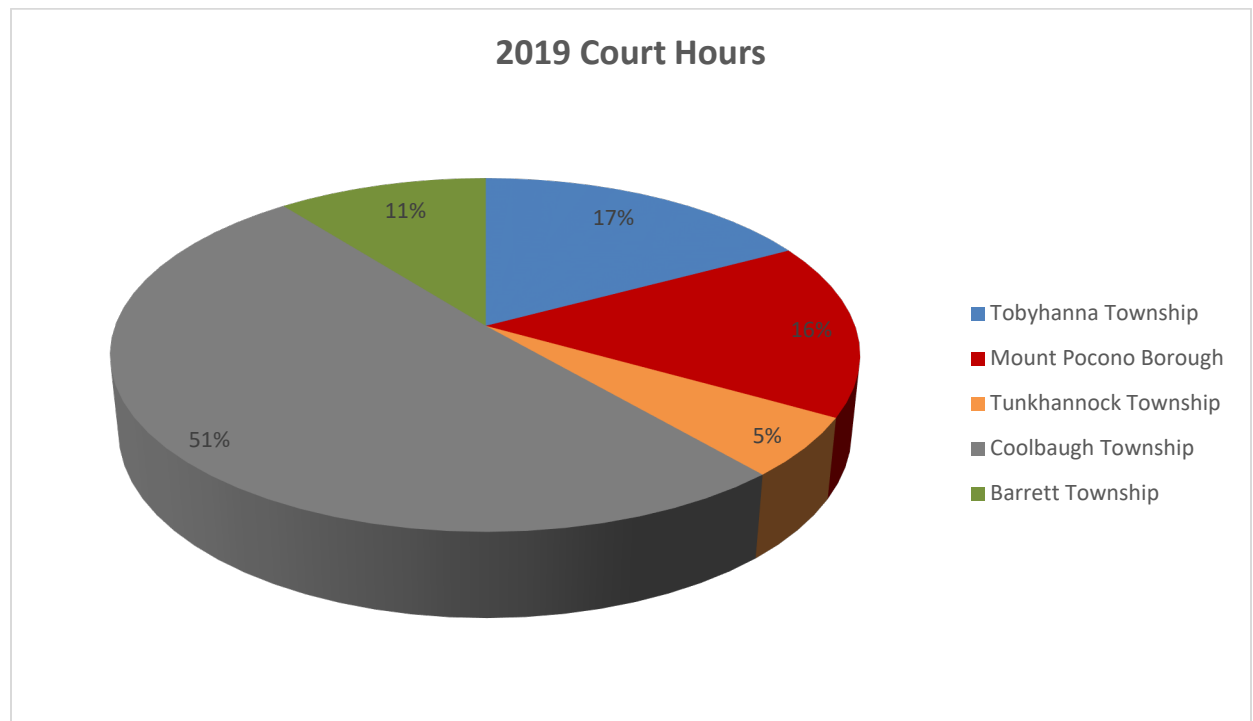
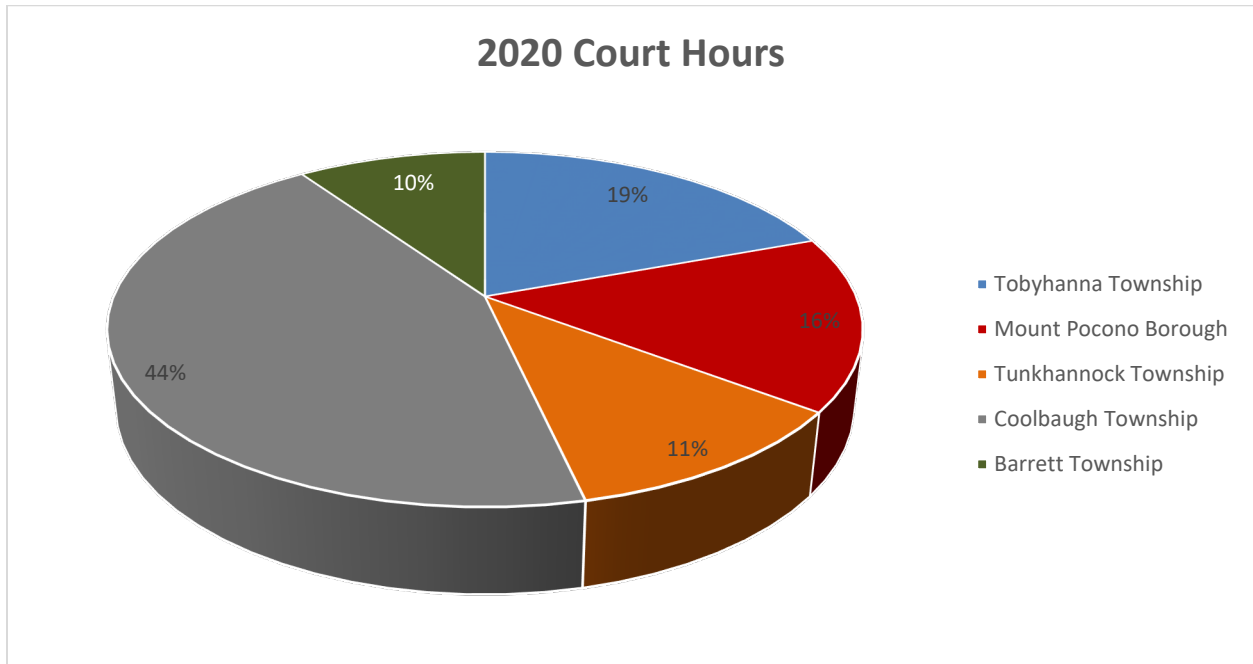
2020 Investigative Hours



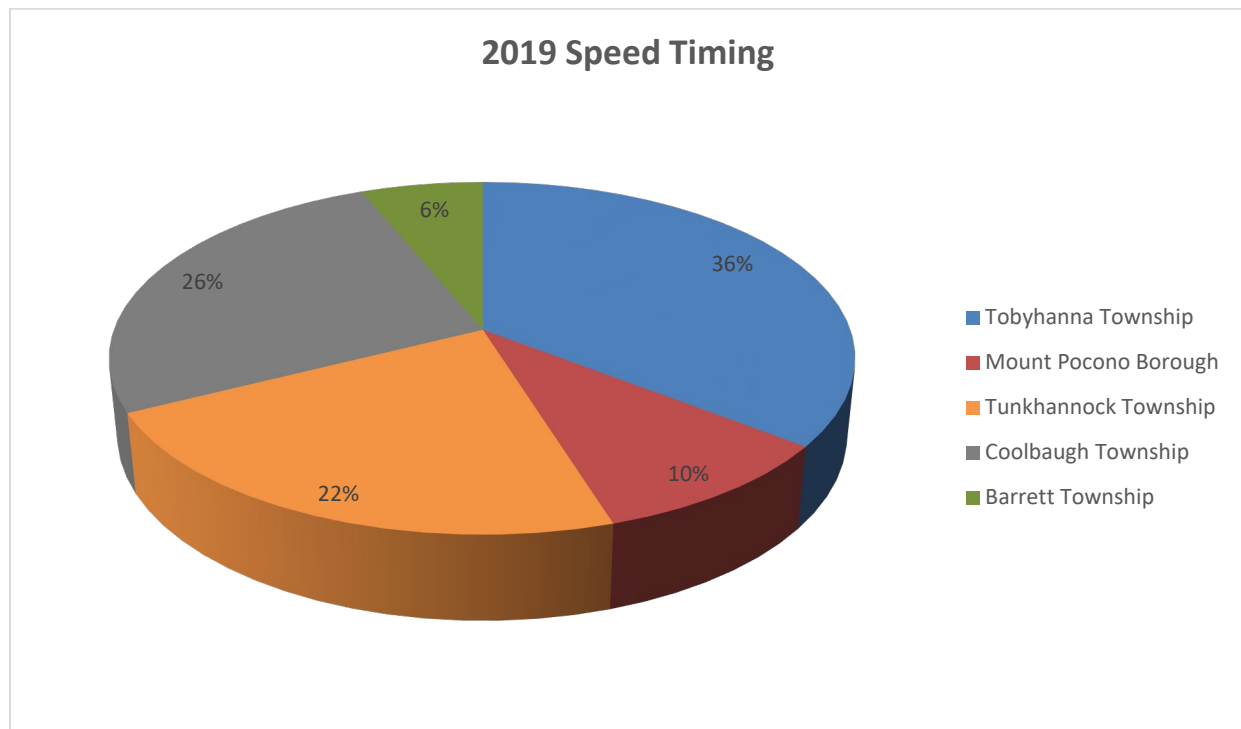
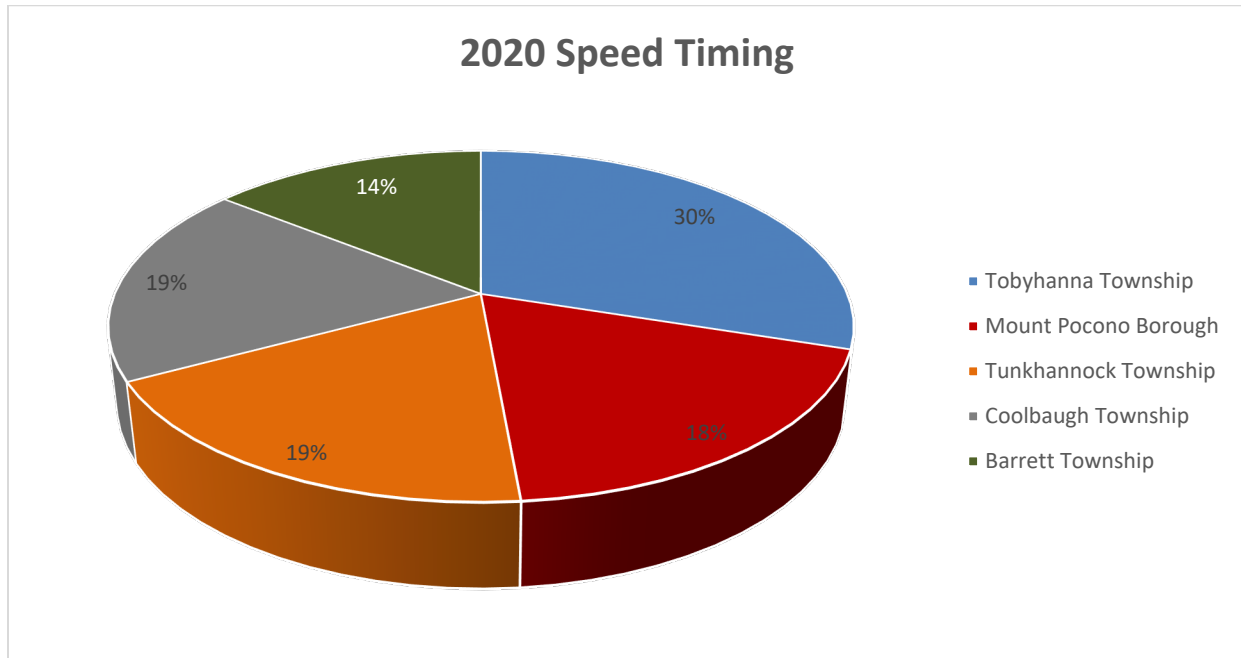
2019 Investigative Hours



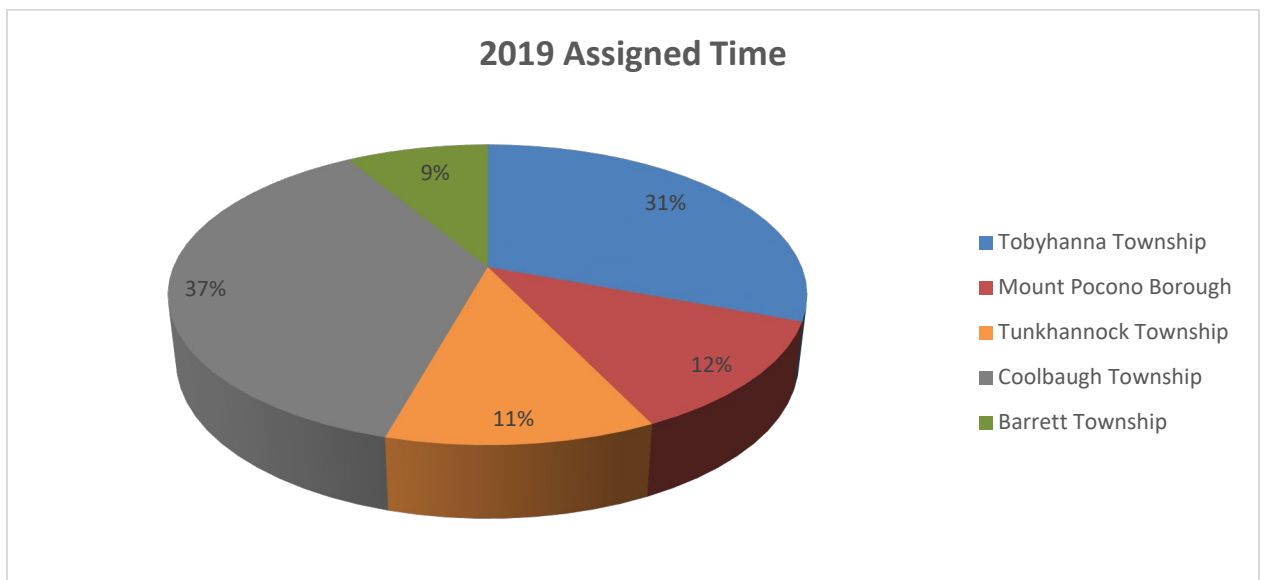
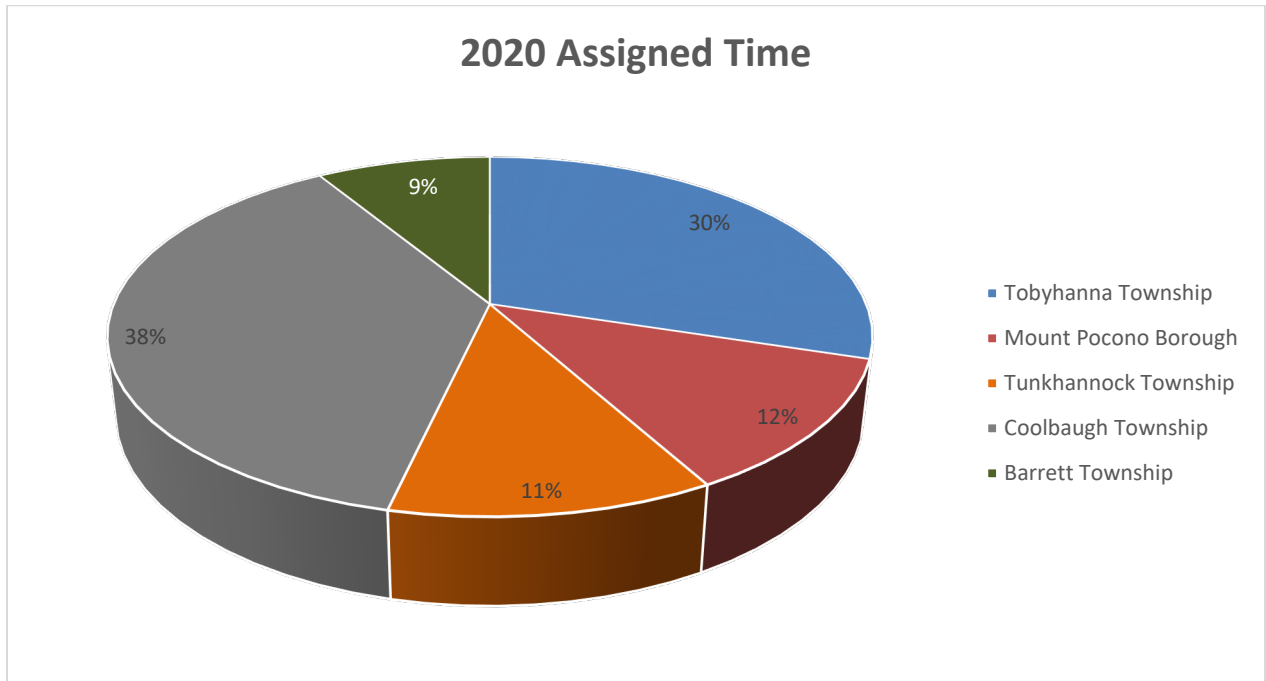
Pocono Mountain Regional Police Department 2020 Hourly Comparison



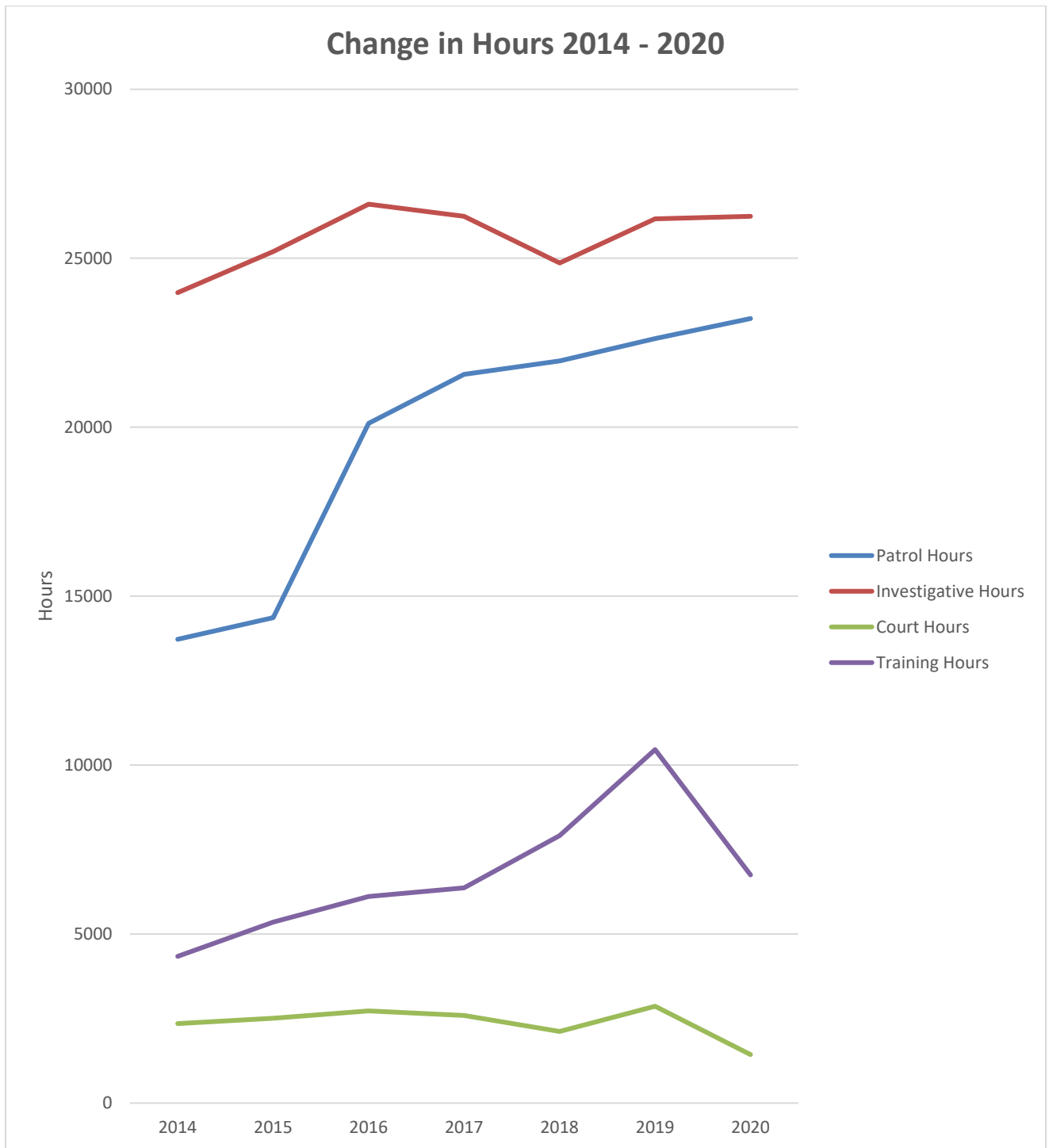
Pocono Mountain Regional Police Department 2020 Hourly Comparison



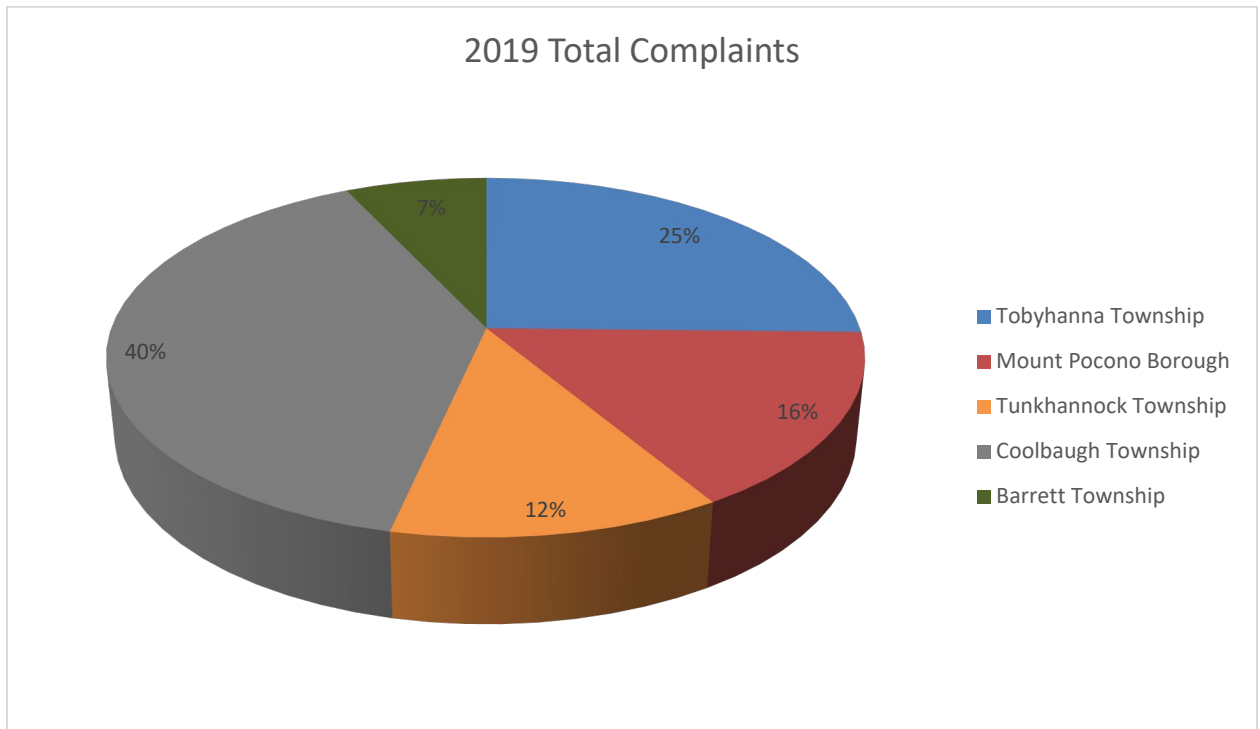
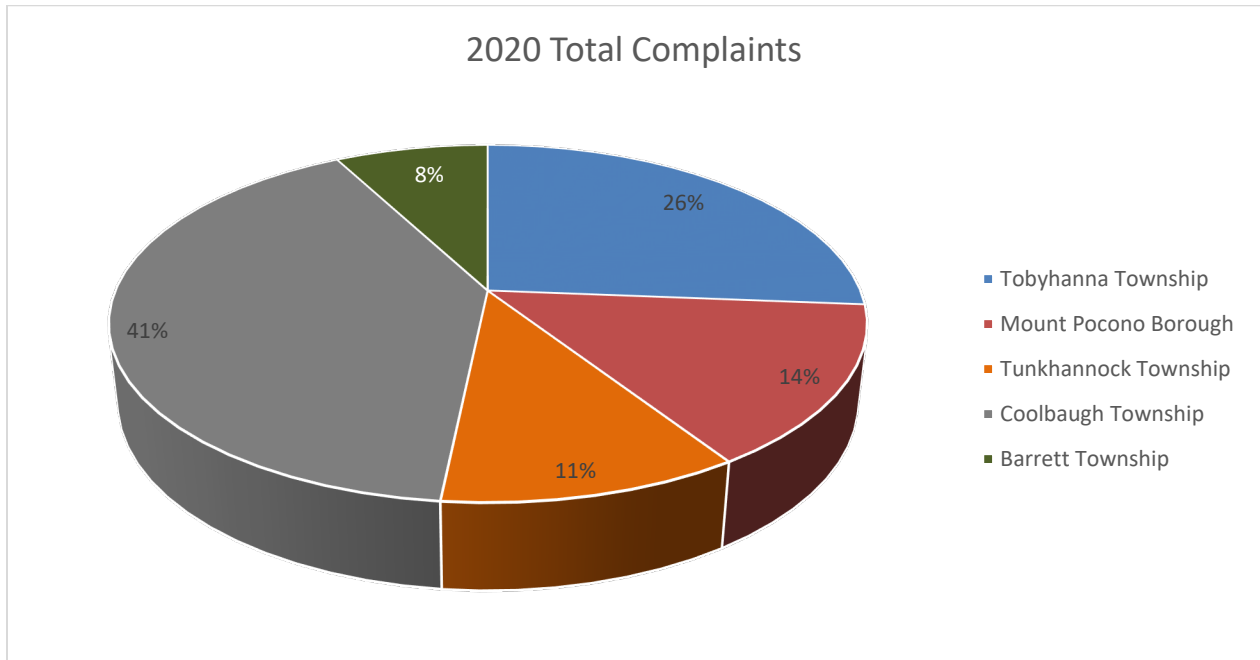
Pocono Mountain Regional Police Department 2020 Hourly Comparison



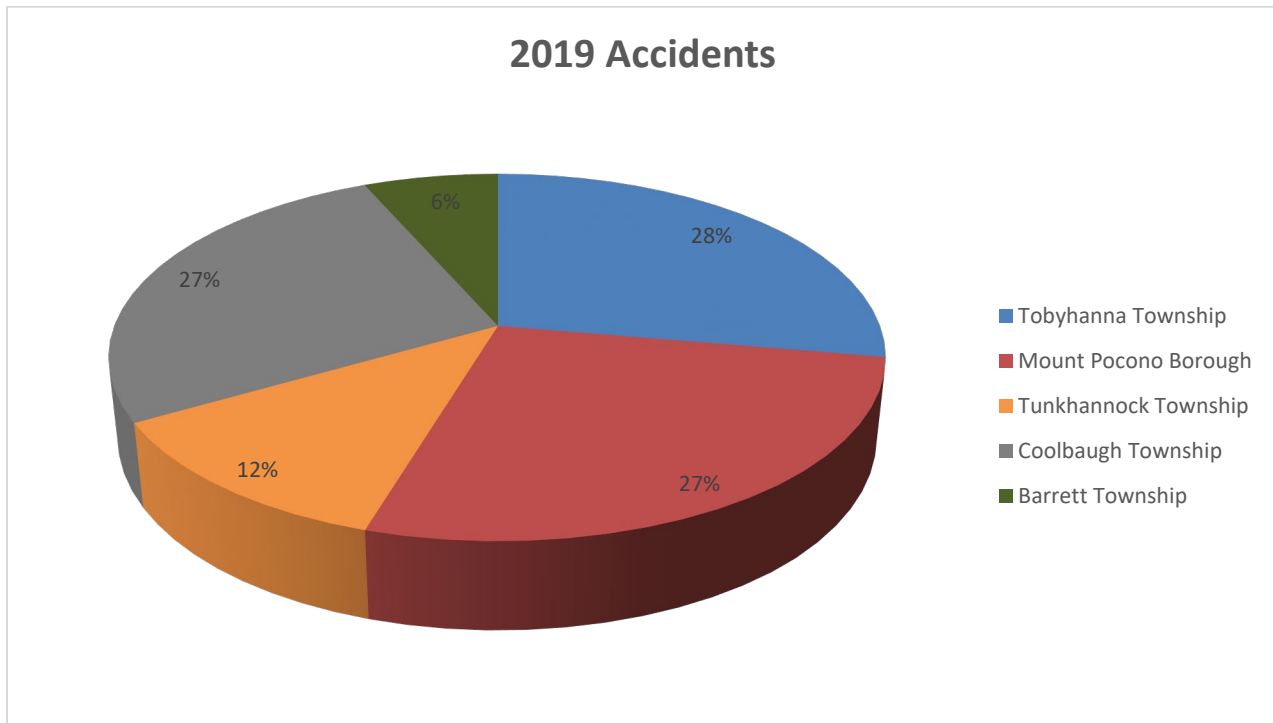
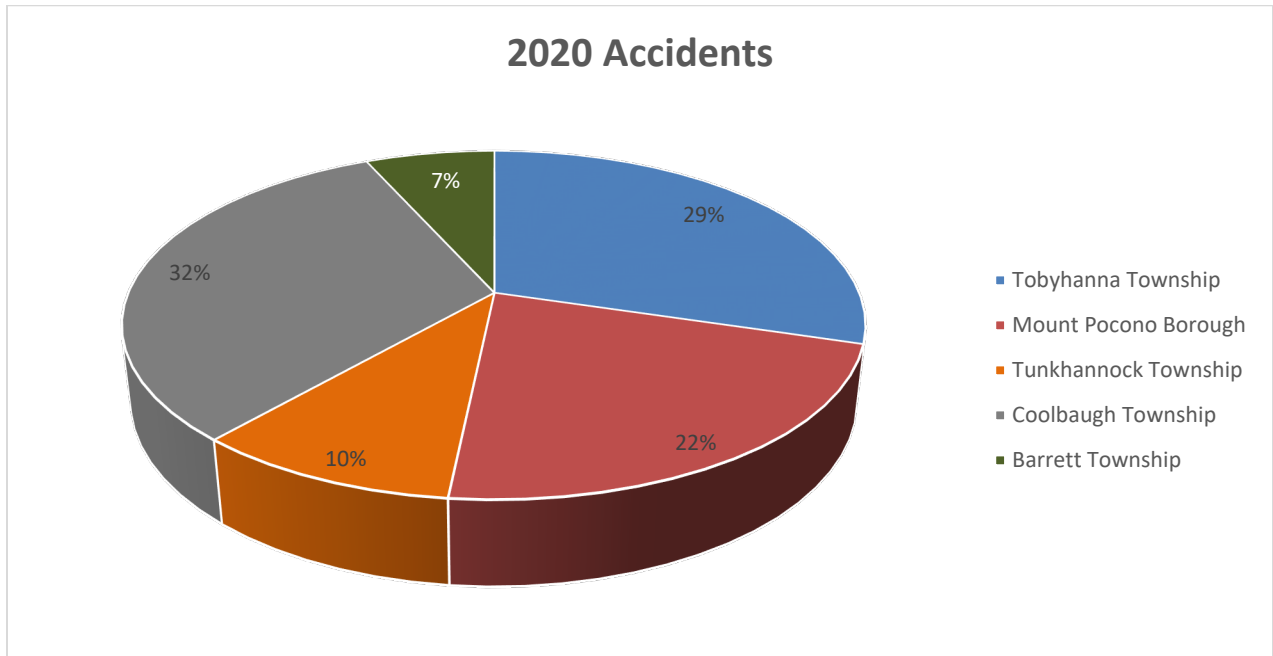
2020 Hourly Comparison



Pocono Mountain Regional Police Department 2020 Activity Comparison

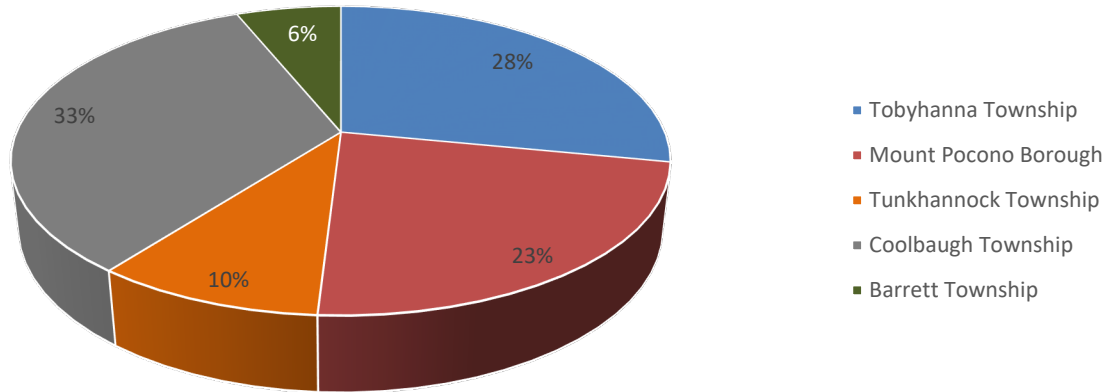


Pocono Mountain Regional Police Department 2020 Activity Comparison

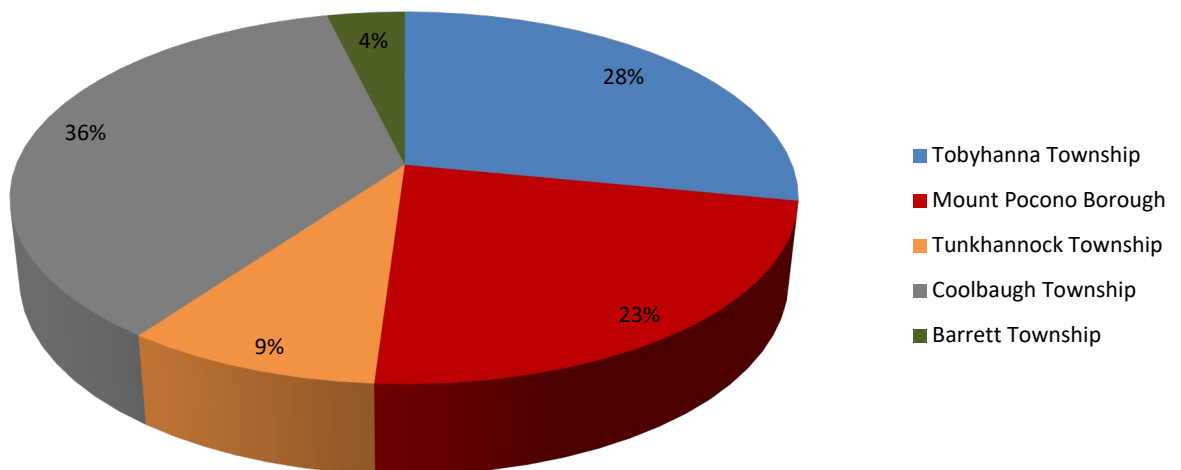


Pocono Mountain Regional Police Department 2020 Activity Comparison

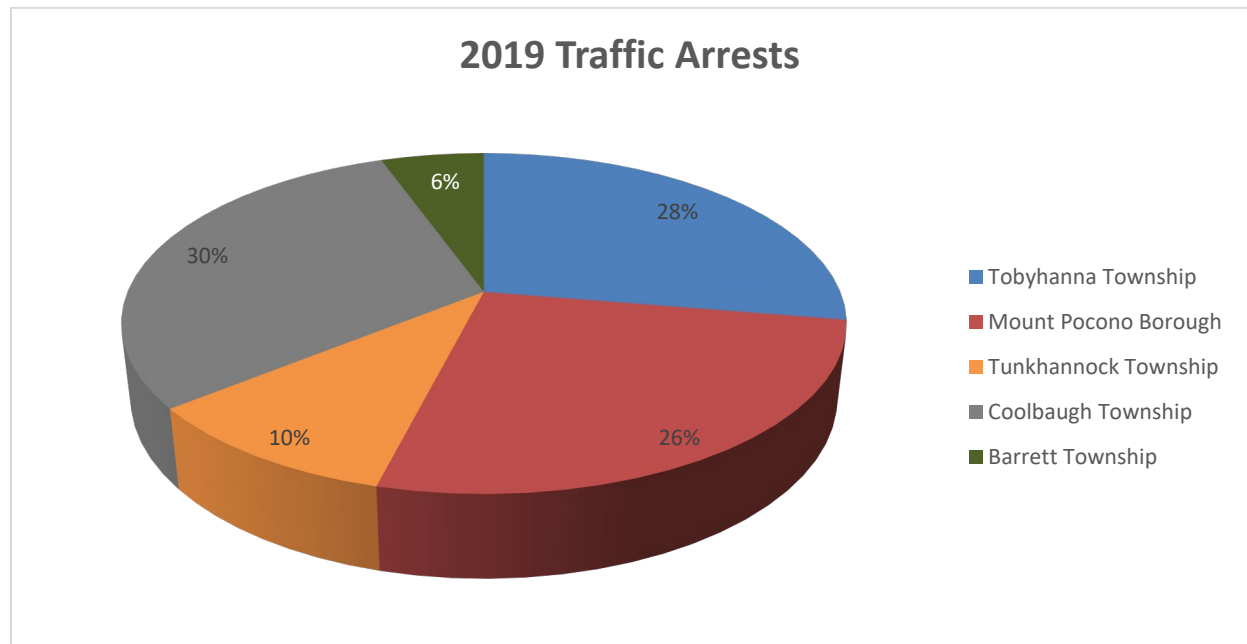
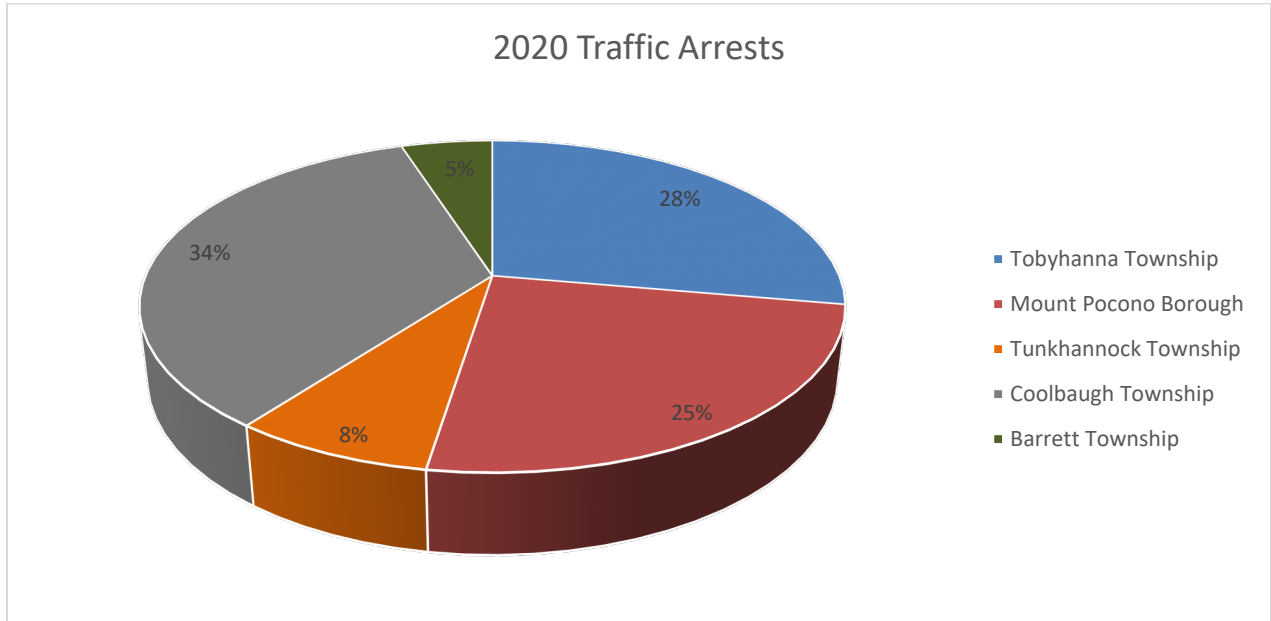
2020 Criminal Arrests



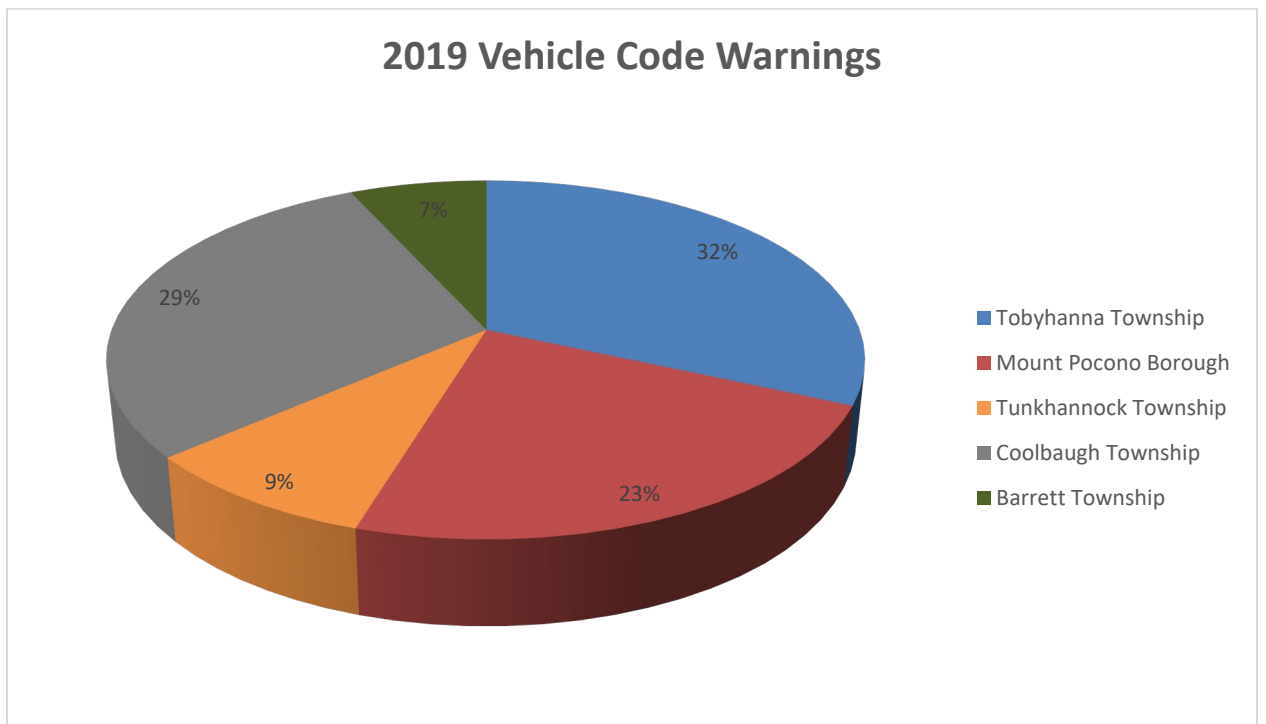
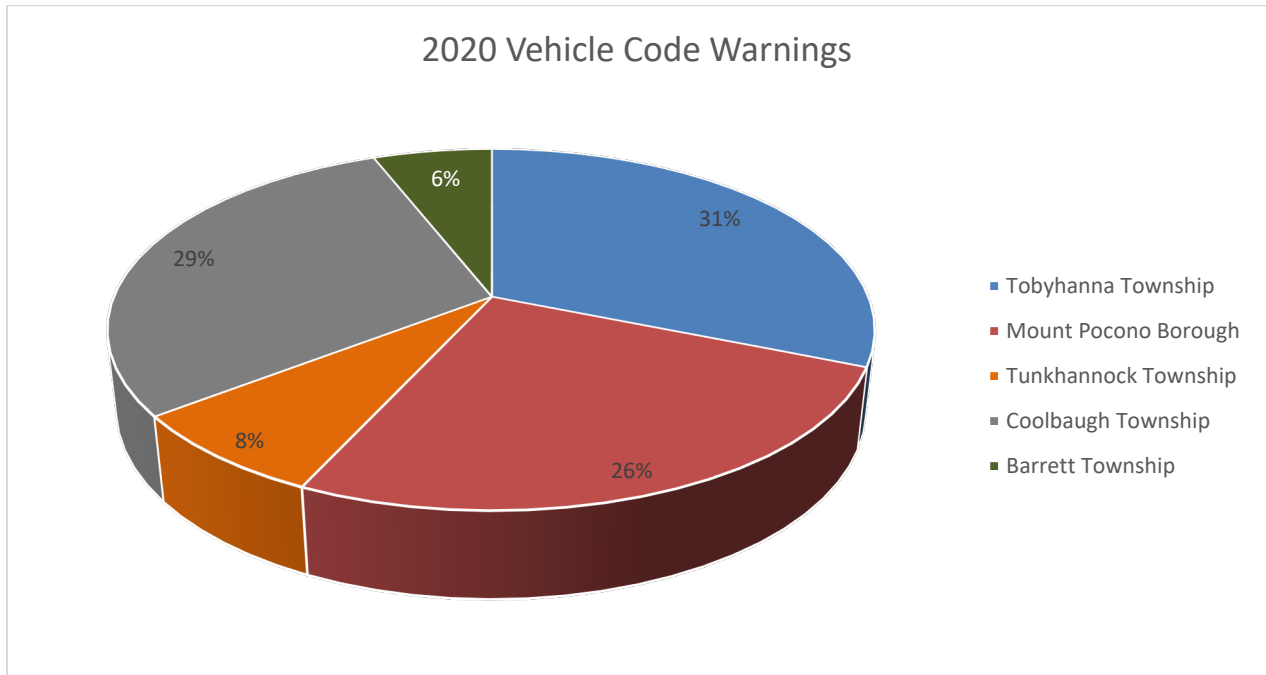
2019 Criminal Arrests



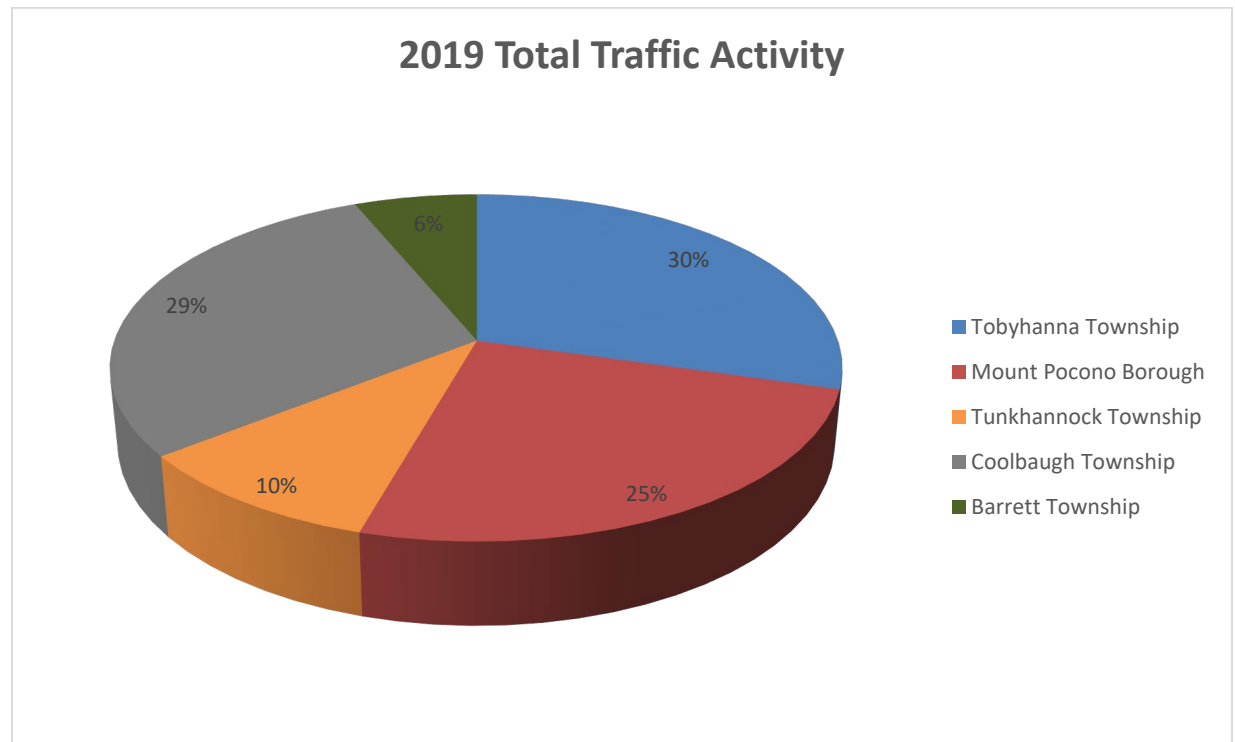
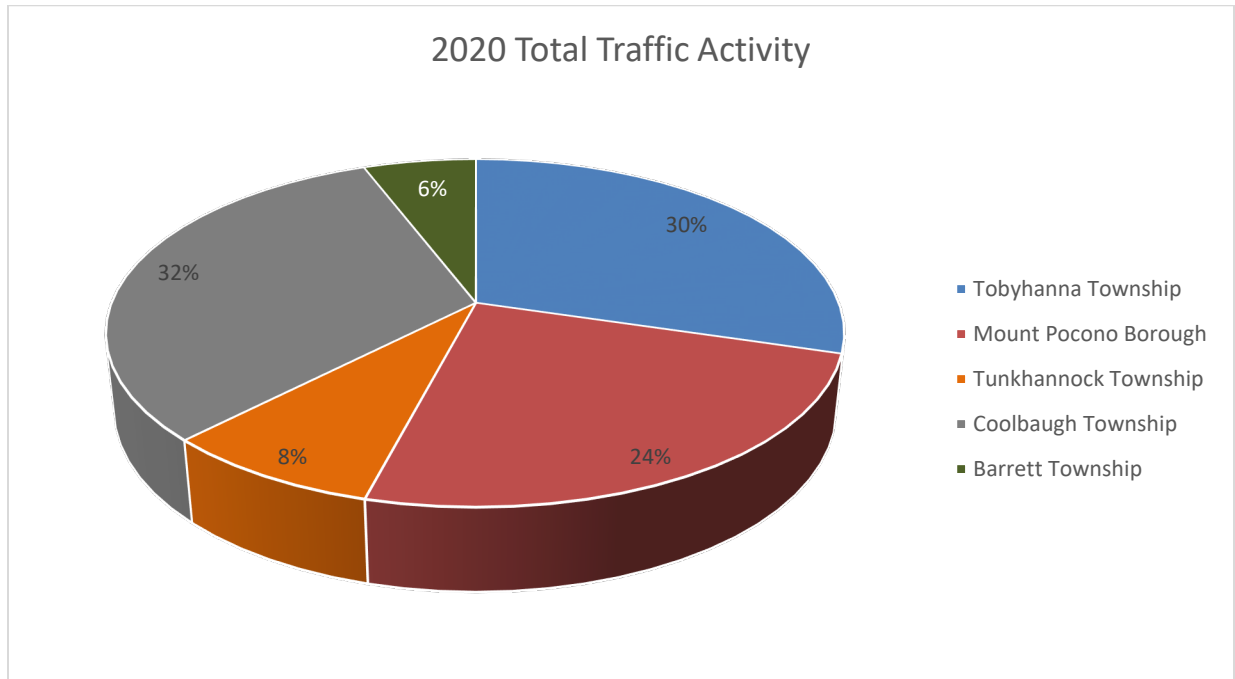
Pocono Mountain Regional Police Department 2020 Activity Comparison



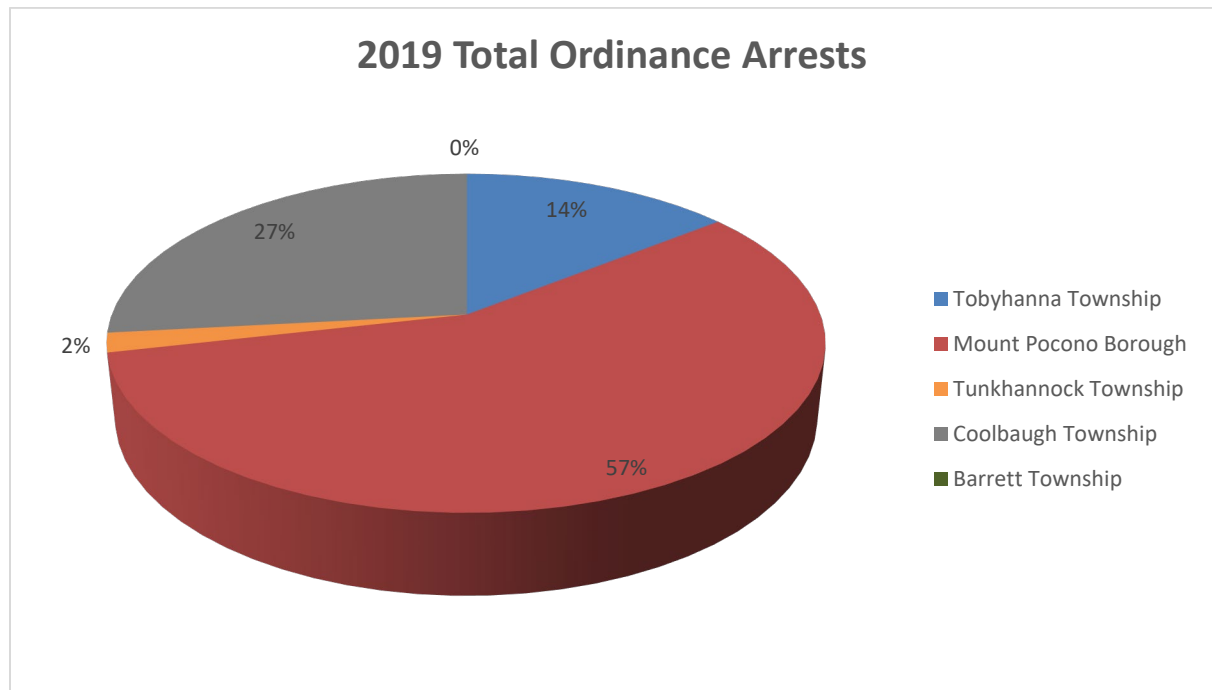
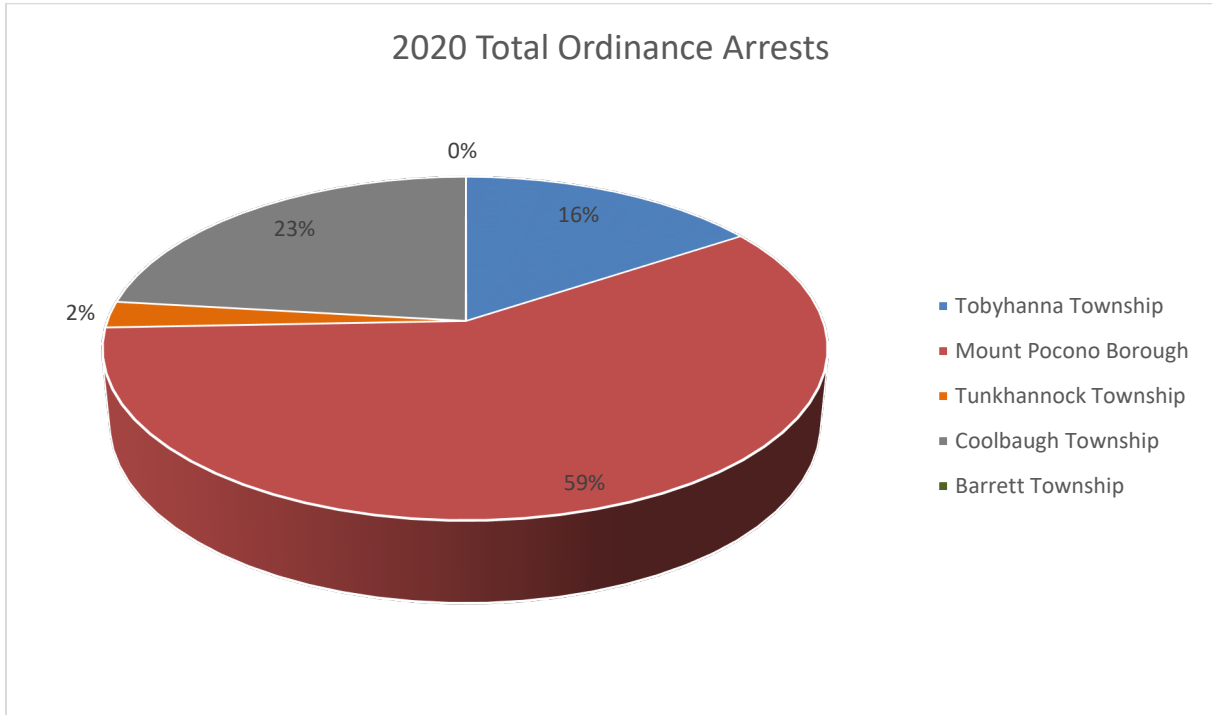
Pocono Mountain Regional Police Department 2020 Activity Comparison



Pocono Mountain Regional Police Department 2020 Activity Comparison



Pocono Mountain Regional Police Department 2020 Activity Comparison



2013 – 2020 Total Hours Over / Under Purchased Vs. Actual

Total	2013 Actual	Hours Purchased	+/-	2014 Actual	Hours Purchased	+/-
Patrol	17204.7			13724.86		
Invest.	28612.7			23983.16		
Speed Timing	442.5			178.20		
Court	3014.6			2350.22		
Assigned	22676.6			26510.56		
Totals	71951.	71951		66747.00	66747.00	

Total	2015 Actual	Hours Purchased	+/-	2016 Actual	Hours Purchased	+/-
Patrol	14365			20115		
Invest.	25196			26601		
Speed Timing	136			167		
Court	2508			2726		
Assigned	27489			23588		
Totals	69695	69695		73200	73200	

Total	2017 Actual	Hours Purchased	+/-	2018 Actual	Hours Purchased	+ / -
Patrol	21567.68			21961		
Invest.	26239.46			24861		
Speed Timing	88.95			320		
Court	2590.97			2117		
Assigned	24595.93			25823		
Totals	75082.99	75083.01		75083	75083	

Total	2019 Actual	Hours Purchased	+/-	2020 Actual	Hours Purchased	+/-
Patrol	22621.37			23216.65		
Invest.	26166.95			26241.07		
Speed Timing	260.90			71.84		
Court	2866.61			1436.55		
Assigned	25254.16			26414.88		
Totals	77169.99	77170.00		77380.99	77381.00	

2013 – 2020 Total Hours Over / Under Purchased Vs. Actual

Tobyhanna Twp	2013 Actual	Hours Purchased	+/-	2014 Actual	Hours Purchased	+/-
Patrol	6559.4			6742.58		
Invest.	8490.0			5071.48		
VASCAR	160.3			91		
Court	780.4			506.72		
Assigned	7460.6			8711.37		
Totals	23450.6	23671.9	-221	21123.15	21933.06	-670

Tobyhanna Twp	2015 Actual	Hours Purchased	+/-	2016 Actual	Hours Purchased	+/-
Patrol	8559			9170		
Invest.	4974			5378		
VASCAR	97			49		
Court	455			581		
Assigned	8628			7245		
Totals	22713	21932	+781	22422	22480	-58

Tobyhanna Twp	2017 Actual	Hours Purchased	+/-	2018 Actual	Hours Purchased	+/-
Patrol	9364.46			9272		
Invest.	5875.52			5429		
VASCAR	31.23			115		
Court	400.55			386		
Assigned	7555.87			7933		
Totals	23227.63	23065.5	+162.13	23136	23065	+70.5

Tobyhanna Twp	2019 Actual	Hours Purchased	+/-	2020 Actual	Hours Purchased	+/-
Patrol	9574			8926.20		
Invest.	5649			6111.70		
VASCAR	92			21.12		
Court	492			278.53		
Assigned	7758			8175.41		
Totals	23568	23706	-138	23512.96	23949.42	-436.46

2013 – 2020 Total Hours Over / Under Purchased Vs. Actual

Mount Pocono	2013 Actual	Hours Purchased	+/-	2014 Actual	Hours Purchased	+/-
Patrol	1642.7			1269.93		
Invest.	4311.5			3962.90		
VASCAR	52.0			26.68		
Court	637.5			500.17		
Assigned	2993.3			3502.04		
Totals	9636.9	9497.5	+139	9261.72	8817	+559

Mount Pocono	2015 Actual	Hours Purchased	+/-	2016 Actual	Hours Purchased	+/-
Patrol	522			995		
Invest.	3792			4481		
VASCAR	10			11		
Court	595			619		
Assigned	3469			2859		
Totals	8388	8818	-430	8965	8872	+93

Mount Pocono	2017 Actual	Hours Purchased	+/-	2018 Actual	Hours Purchased	+/-
Patrol	1340.65			1938.52		
Invest.	3942.11			3510.25		
VASCAR	12.13			39.5		
Court	570.72			438.55		
Assigned	2981.01			3129.85		
Totals	8846.62	9100.06	- 253.44	9056.67	9100.06	- 43.39

Mount Pocono	2019 Actual	Hours Purchased	+/-	2020 Actual	Hours Purchased	+/-
Patrol	1952			2173.40		
Invest.	3935			4129.27		
VASCAR	25			13.23		
Court	458			228.97		
Assigned	3060			3140.73		
Totals	9434	9353	+81	9685.60	9200.60	+485.00

2013 – 2020 Total Hours Over / Under Purchased Vs. Actual

Tunkhannock Twp.	2013 Actual	Hours Purchased	+/-	2014 Actual	Hours Purchased	+/-
Patrol	2269.8			1363.53		
Invest.	3929.5			3409.43		
Speed Timing	134.0			28.70		
Court	357.0			315.43		
Assigned	2834.6			3313.82		
Totals	9524.8	8993.9	+531	8430.91	8343	+208

Tunkhannock Twp.	2015 Actual	Hours Purchased	+/-	2016 Actual	Hours Purchased	+/-
Patrol	756			1395		
Invest.	3858			3189		
Speed Timing	7			37		
Court	478			397		
Assigned	3282			2708		
Totals	8381	8344	+37	7726	8403	-677

Tunkhannock Twp.	2017 Actual	Hours Purchased	+/-	2018 Actual	Hours Purchased	+/-
Patrol	2431.16			2020.33		
Invest.	3254.85			3309.4		
Speed Timing	16.17			43.07		
Court	417.27			128.3		
Assigned	2823.61			2964.58		
Totals	8943.06	8619.53	+323.53	8465.68	8619.53	-153.85

Tunkhannock Twp.	2019 Actual	Hours Purchased	+/-	2020 Actual	Hours Purchased	+/-
Patrol	2675			2723.47		
Invest.	3195			2827.13		
Speed Timing	58			13.73		
Court	157			160.67		
Assigned	2899			3032.44		
Totals	8985	8859	+126	8757.44	8883.34	-125.90

2013 – 2020 Total Hours Over / Under Purchased Vs. Actual

Coolbaugh Twp.	2013 Actual	Hours Purchased	+/-	2014 Actual	Hours Purchased	+/-
Patrol	6732.9			4348.82		
Invest.	11881.8			11539.35		
Speed Timing	96.3			31.82		
Court	1239.6			1027.90		
Assigned	9388.1			10983.33		
Totals	29338.7	29787.	-449	27931.22	27653	-98

Coolbaugh Twp.	2015 Actual	Hours Purchased	+/-	2016 Actual	Hours Purchased	+/-
Patrol	4064			6404		
Invest.	11545			11638		
Speed Timing	21			39		
Court	908			932		
Assigned	10879			8745		
Totals	27417	27653	-237	27758	27135	+ 623

Coolbaugh Twp.	2017 Actual	Hours Purchased	+/-	2018 Actual	Hours Purchased	+/-
Patrol	6342.18			6631.62		
Invest.	11070.48			10591.36		
Speed Timing	14.15			58.77		
Court	1039.78			1030.32		
Assigned	9117.71			9572.92		
Totals	27584.3	27833.27	-248.97	27884.99	27833.27	+ 51.72

Coolbaugh Twp.	2019 Actual	Hours Purchased	+/-	2020 Actual	Hours Purchased	+/-
Patrol	6130			6872.20		
Invest.	11494			11446.98		
Speed Timing	68			13.68		
Court	1453			630.08		
Assigned	9361			9791.98		
Totals	28508	28606	-97	28754.92	28685.14	+69.78

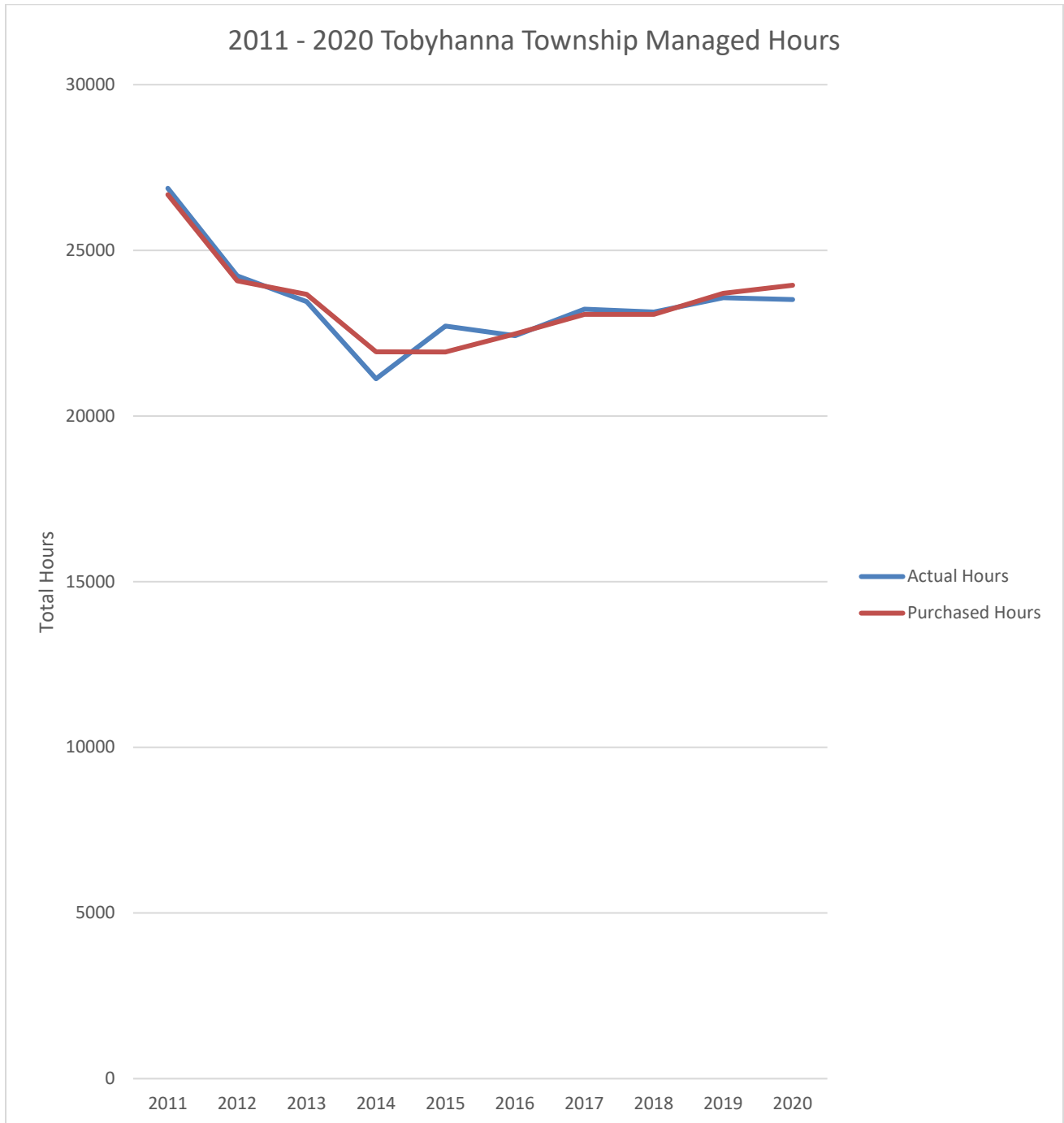
2015 – 2020 Total Hours Over / Under Purchased Vs. Actual

Barrett Township	2015 Actual	Hours Purchased	+/-	2016 Actual	Hours Purchased	+/-
Patrol	465			2151		
Invest.	1027			1915		
VASCAR	0			31		
Court	73			197		
Assigned	1231			2031		
Totals	2796	2948	-152	6326	6303	+24

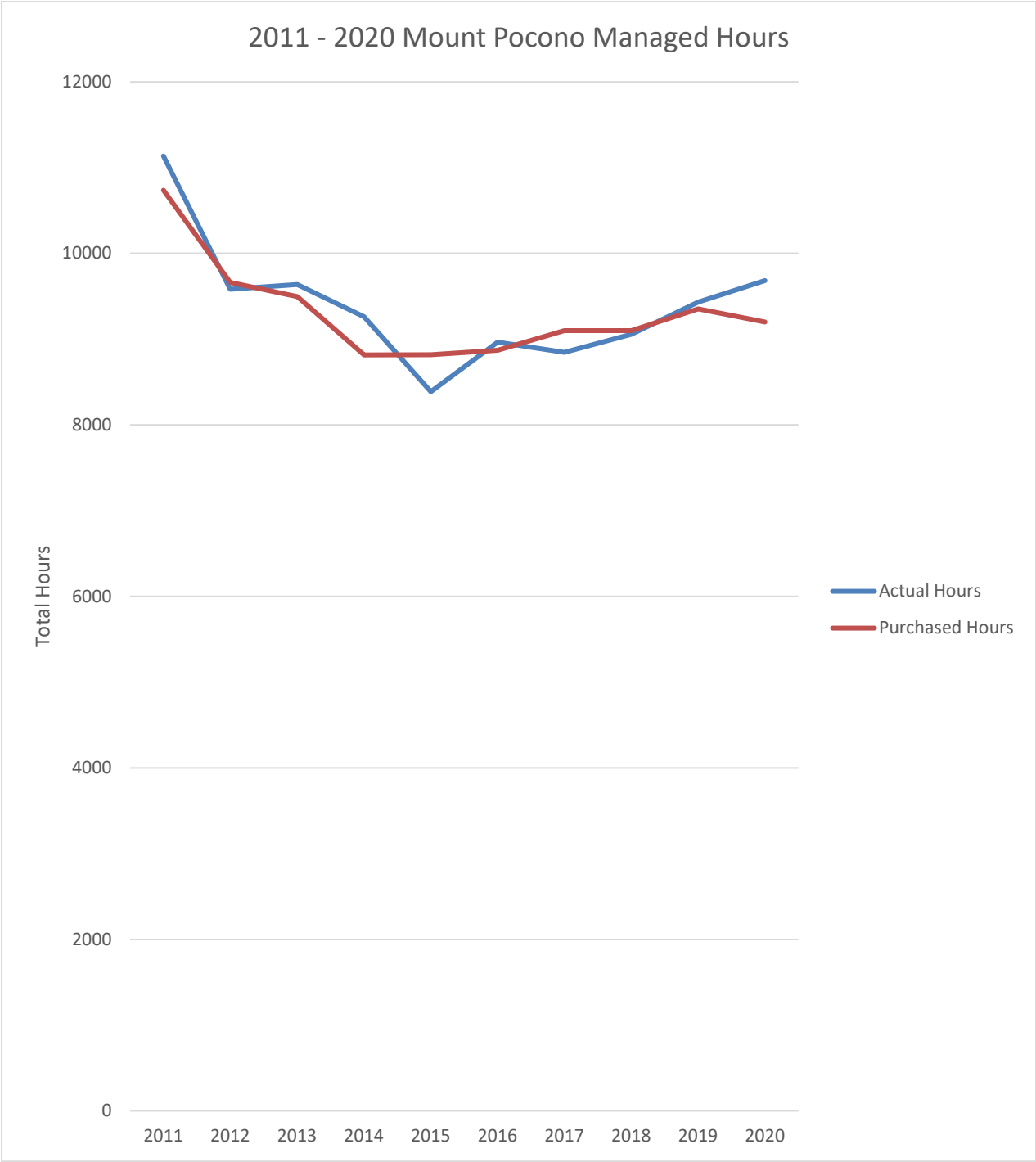
Barrett Township	2017 Actual	Hours Purchased	+/-	2018 Actual	Hours Purchased	+/-
Patrol	2089.23			2098.38		
Invest.	2096.50			2021.05		
VASCAR	15.27			62.95		
Court	162.65			133.83		
Assigned	2117.73			2223.44		
Totals	6481.38	6464.65	+16.73	6539.65	6464.65	+75

Barrett Township	2019 Actual	Hours Purchased	+/-	2020 Actual	Hours Purchased	+/-
Patrol	2287			2521.38		
Invest.	1891			1725.99		
VASCAR	16			10.08		
Court	303			138.30		
Assigned	2174			2274.32		
Totals	6673	6644	+28	6670.07	6662.50	+7.57

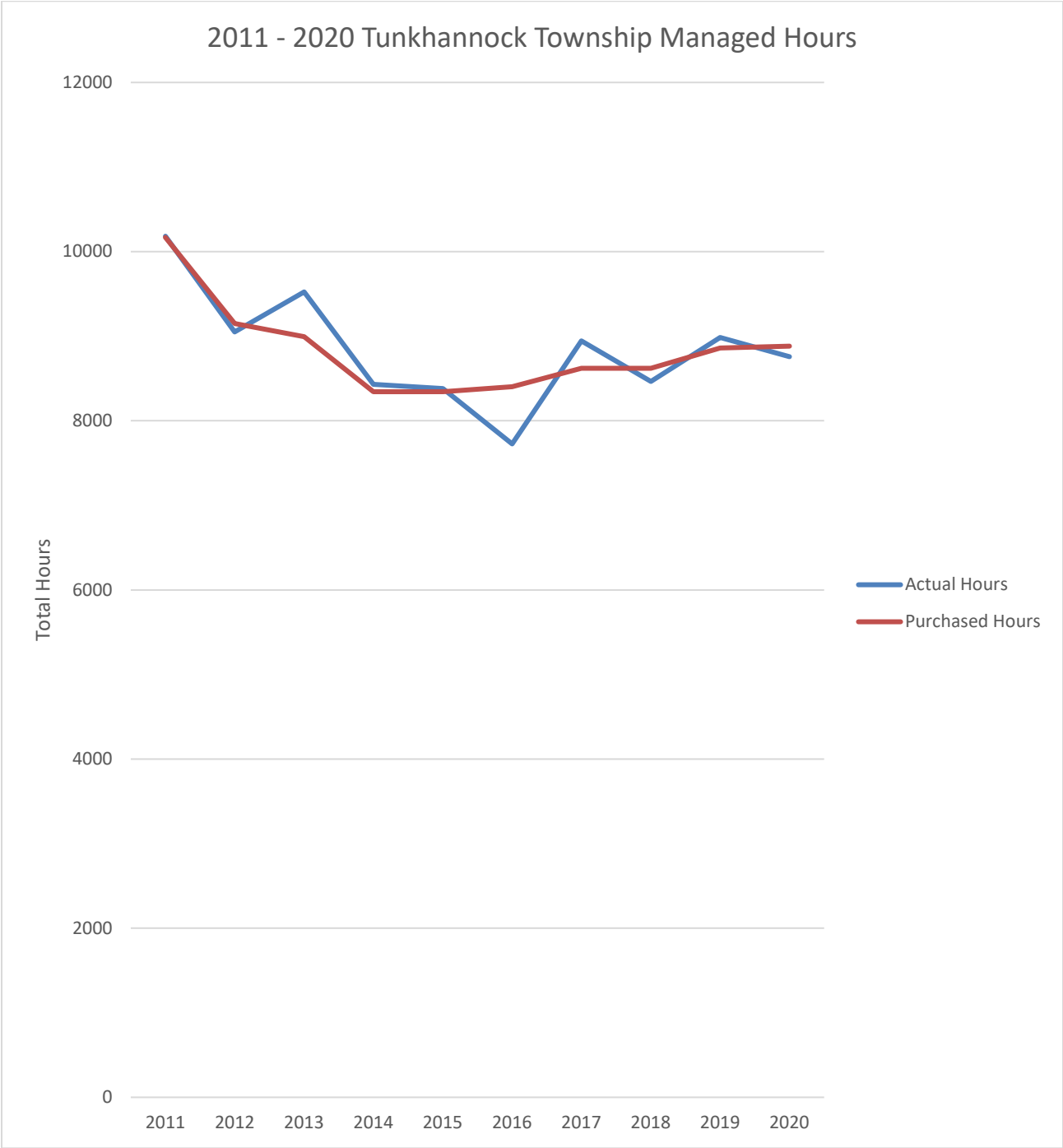
Pocono Mountain Regional Police Purchased Vs. Actual Hours



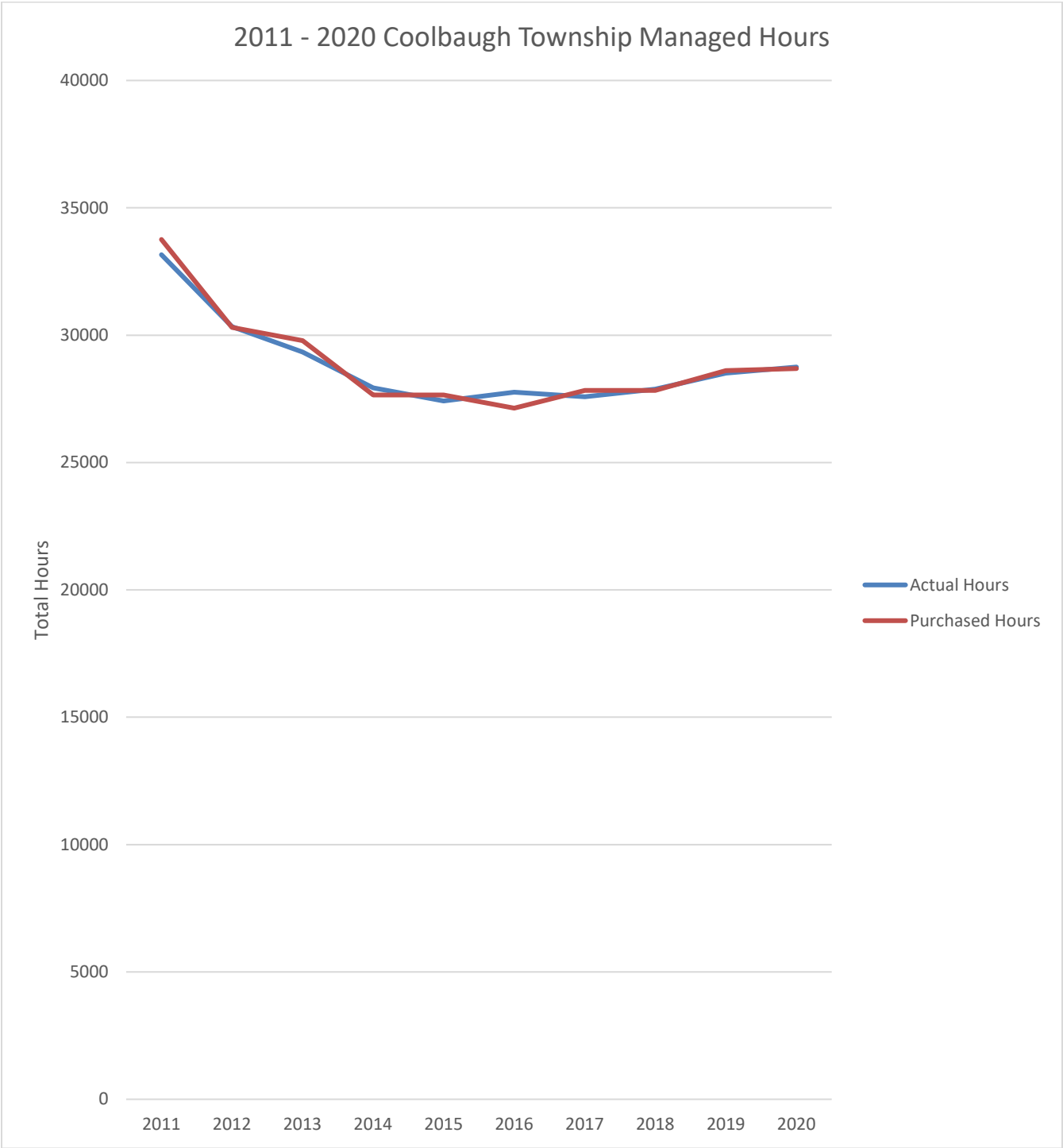
Pocono Mountain Regional Police Purchased Vs. Actual Hours



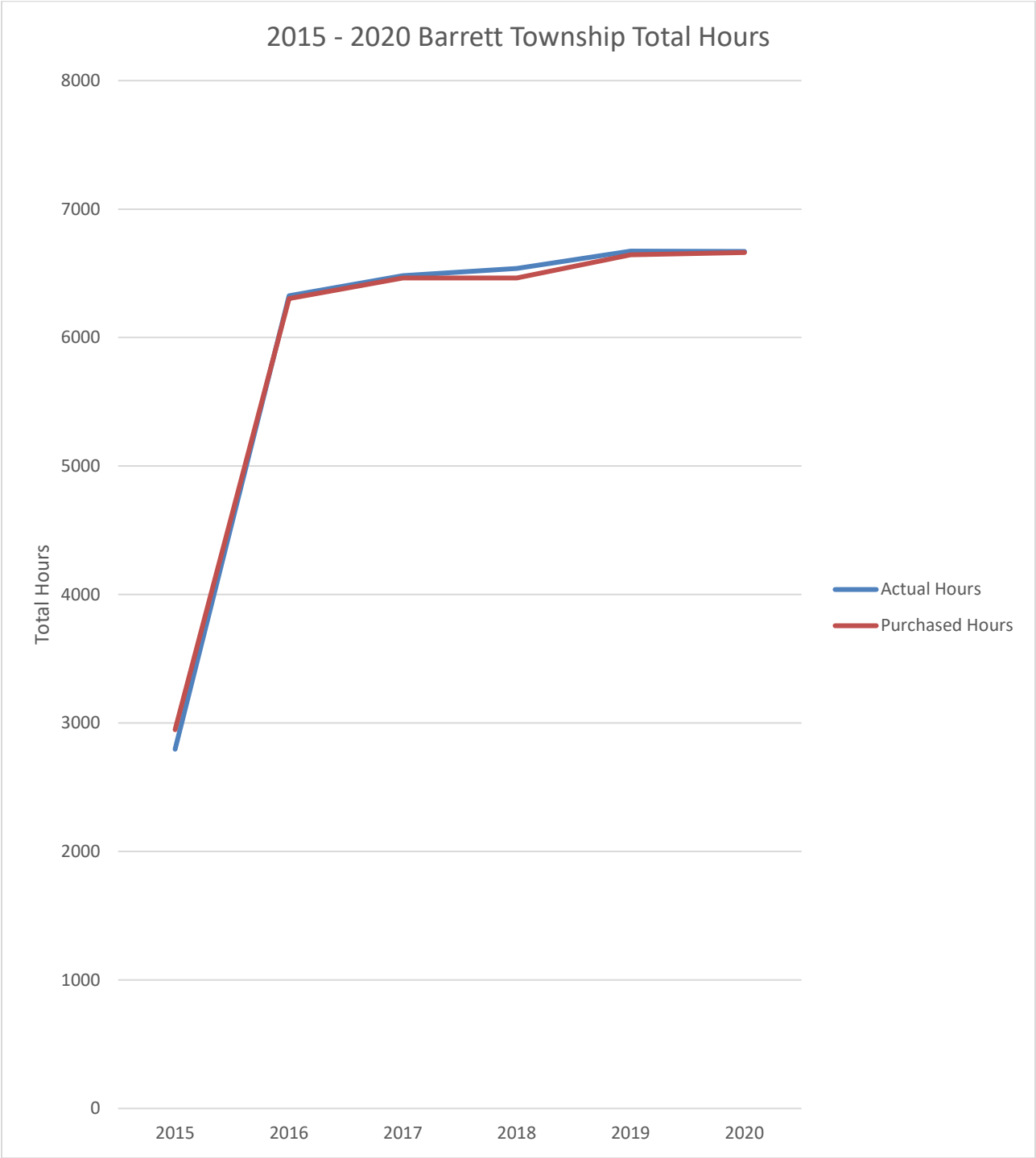
Pocono Mountain Regional Police Purchased Vs. Actual Hours



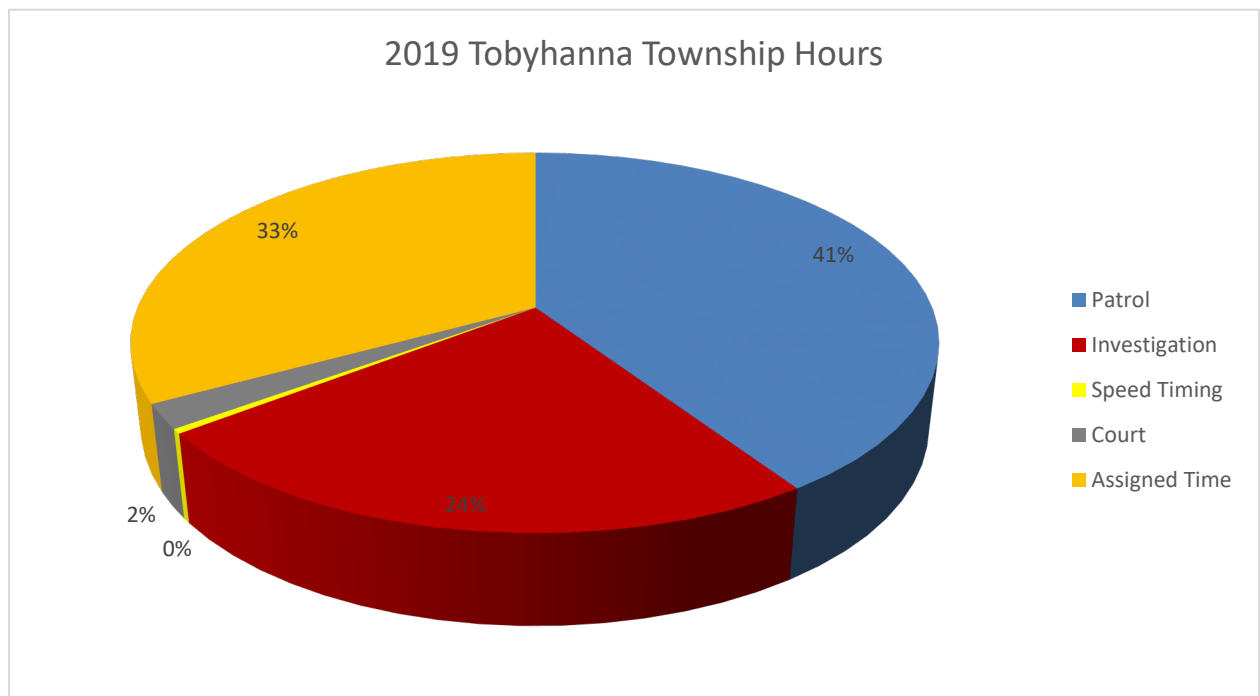
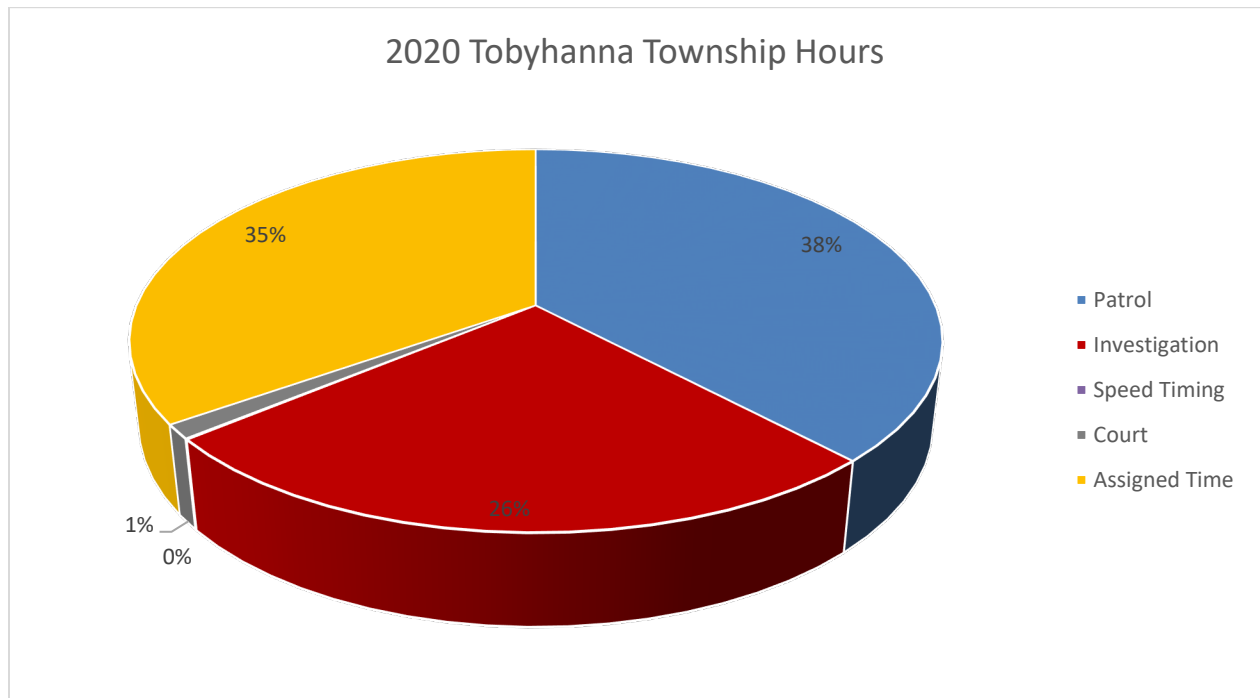
Pocono Mountain Regional Police Purchased Vs. Actual Hours



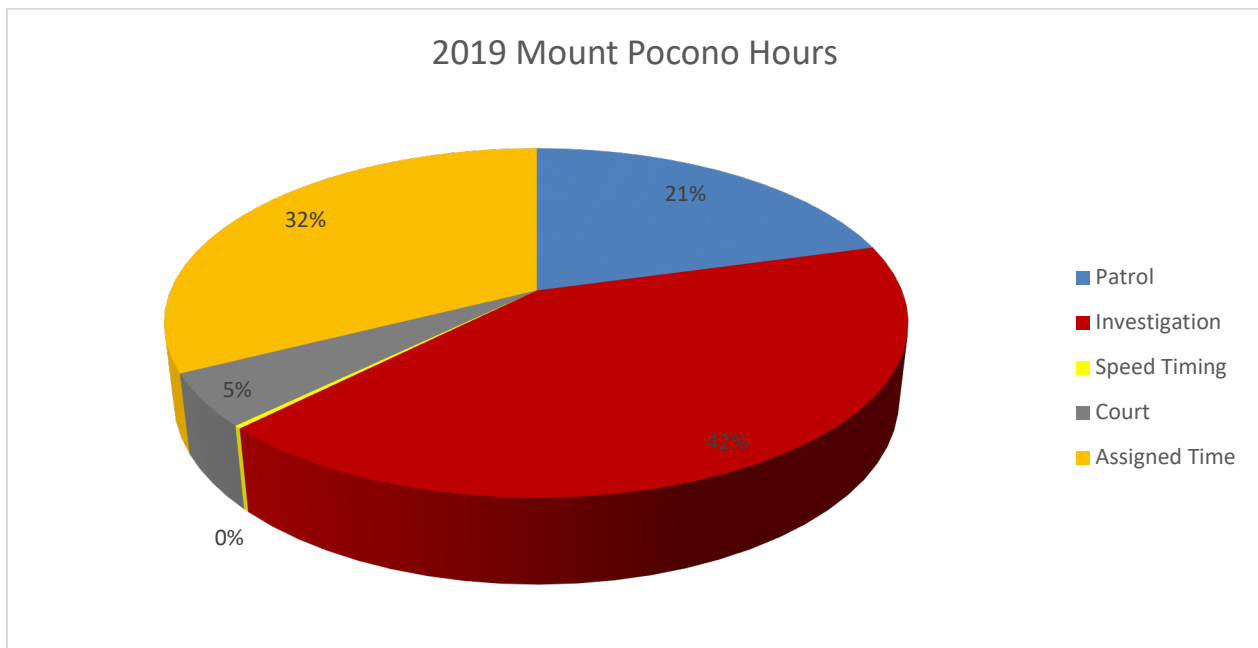
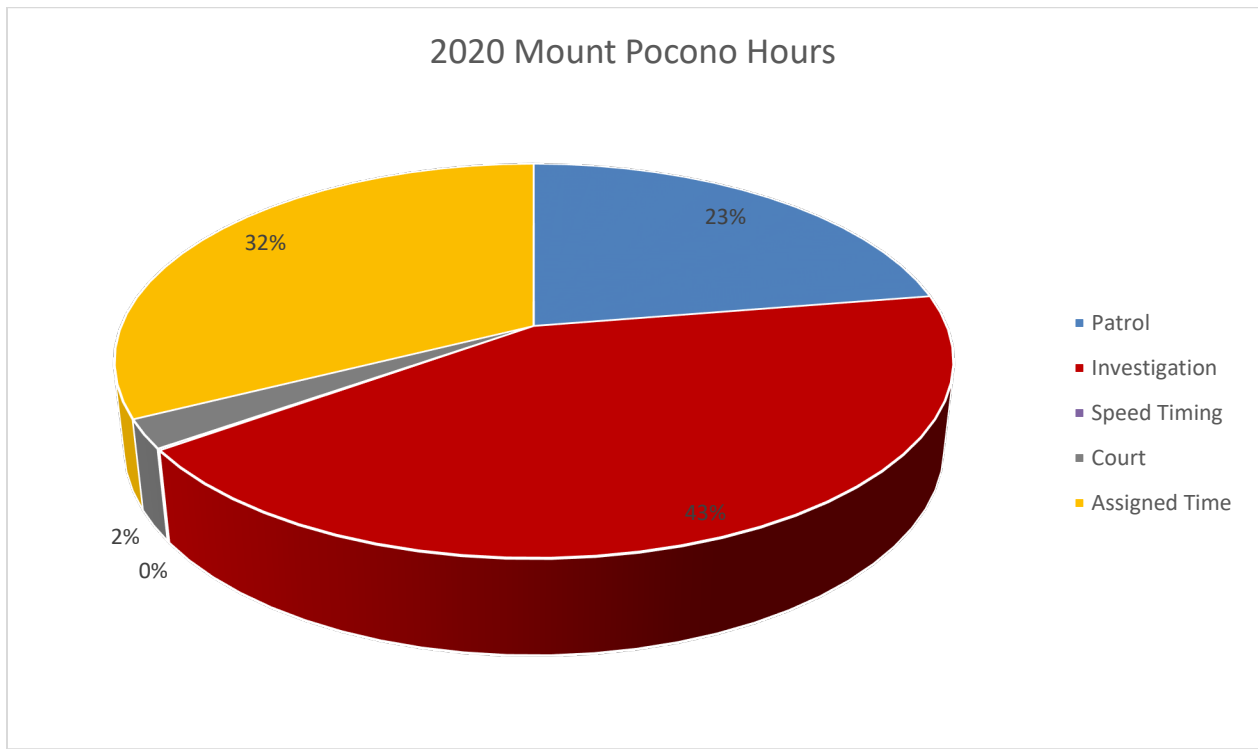
Pocono Mountain Regional Police Purchased Vs. Actual Hours



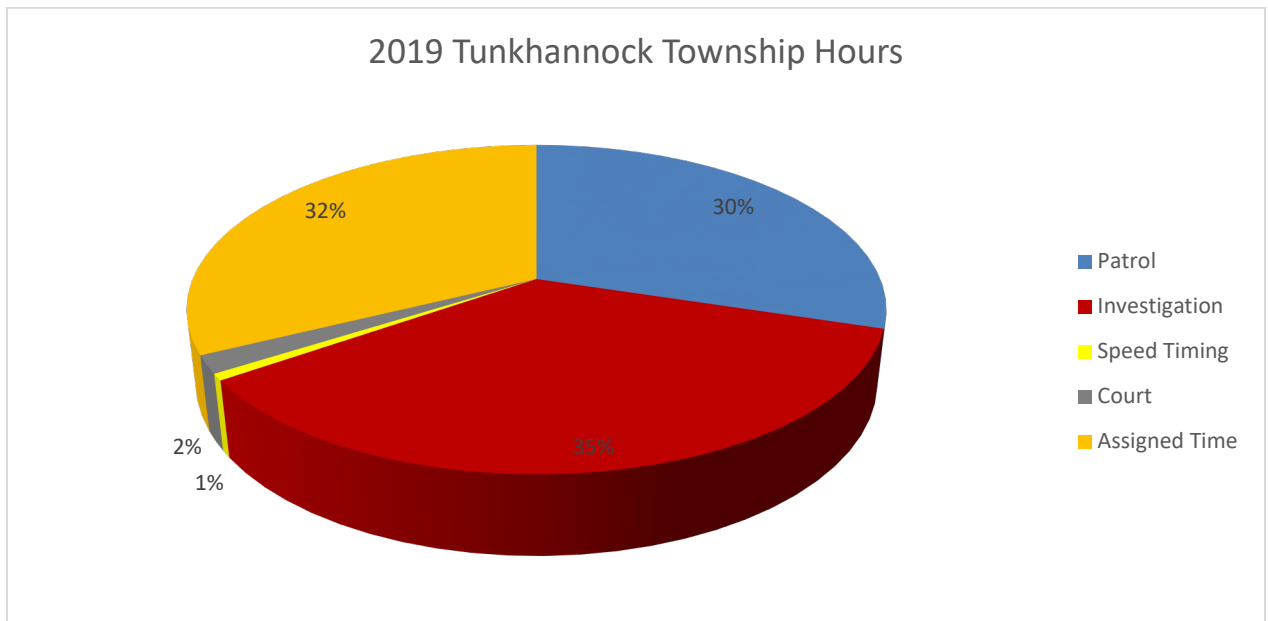
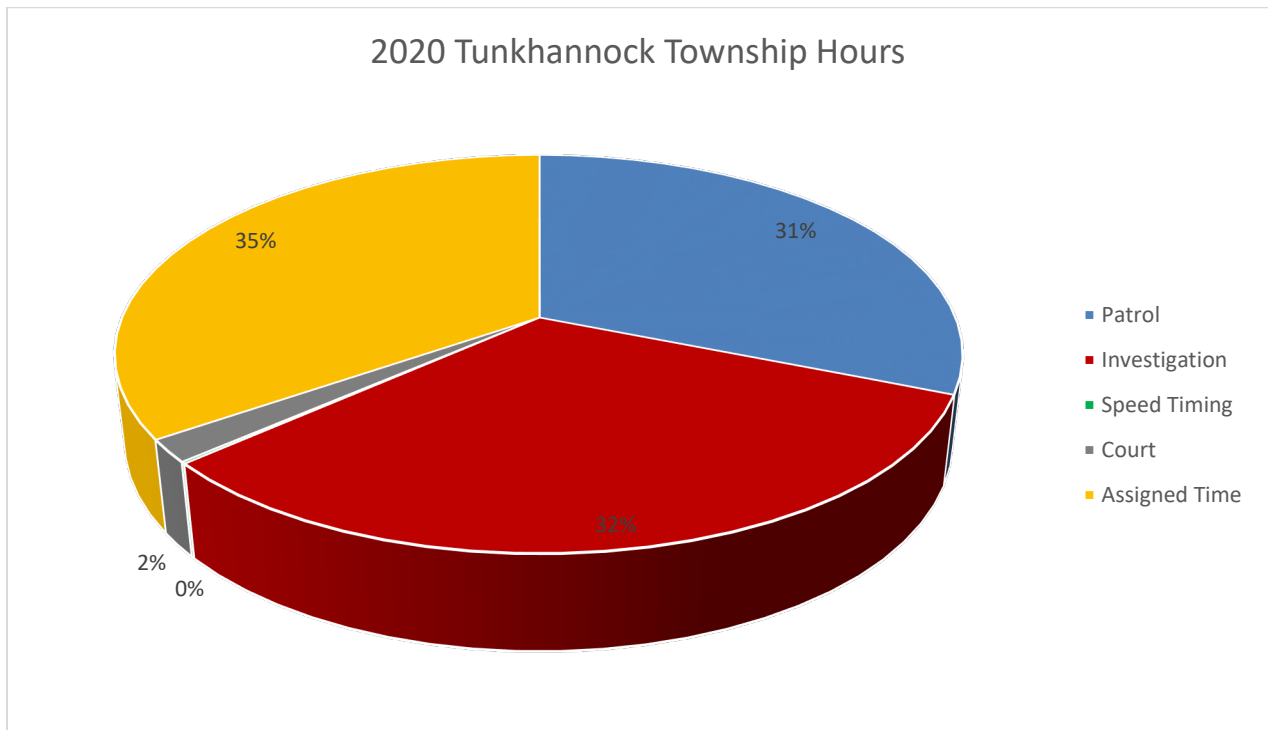
Breakdown of Hours within a Municipality 2020



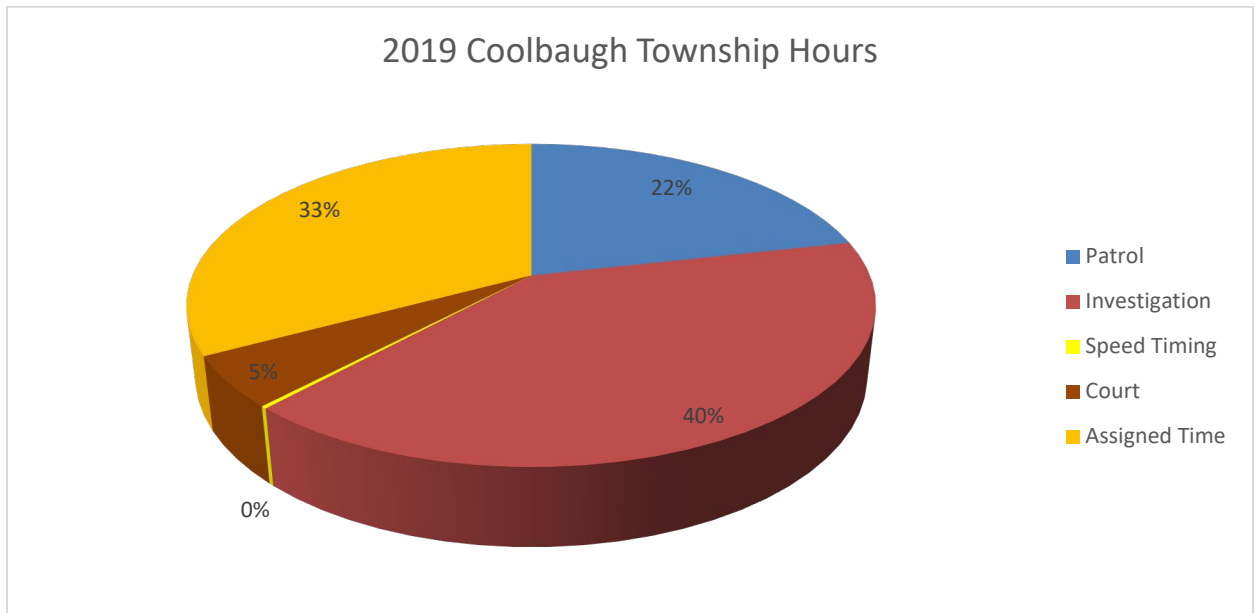
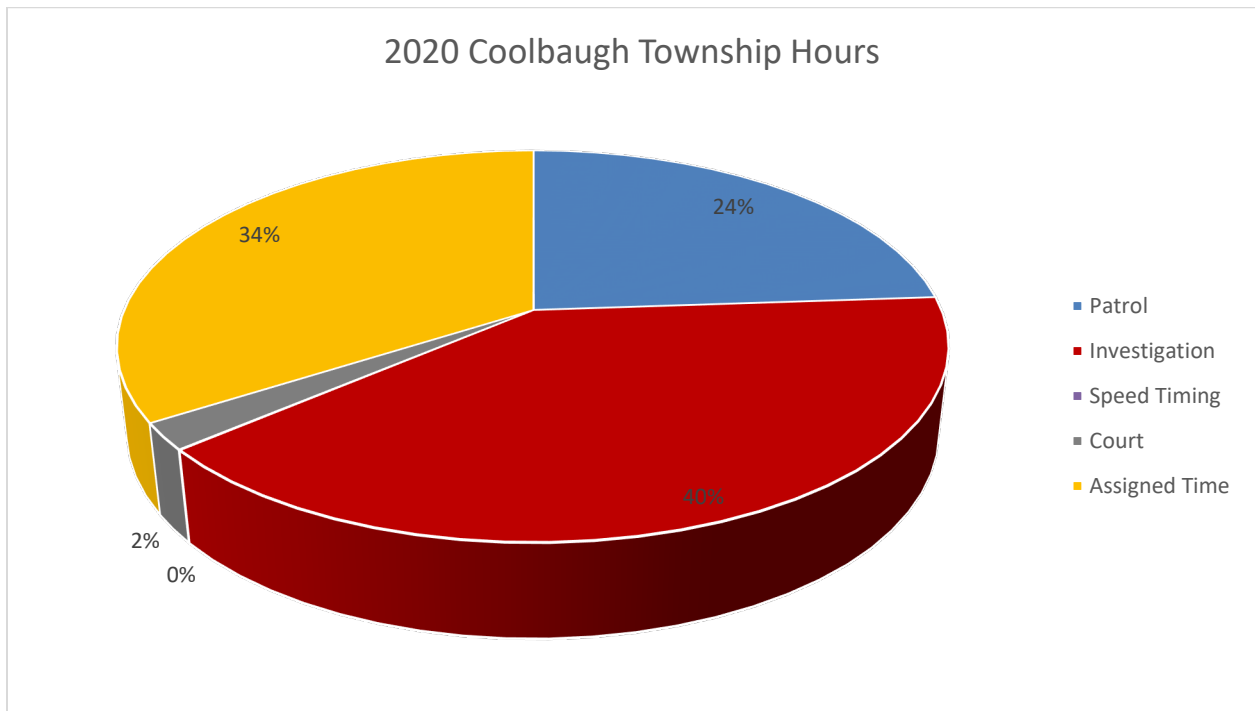
Breakdown of Hours within a Municipality 2020



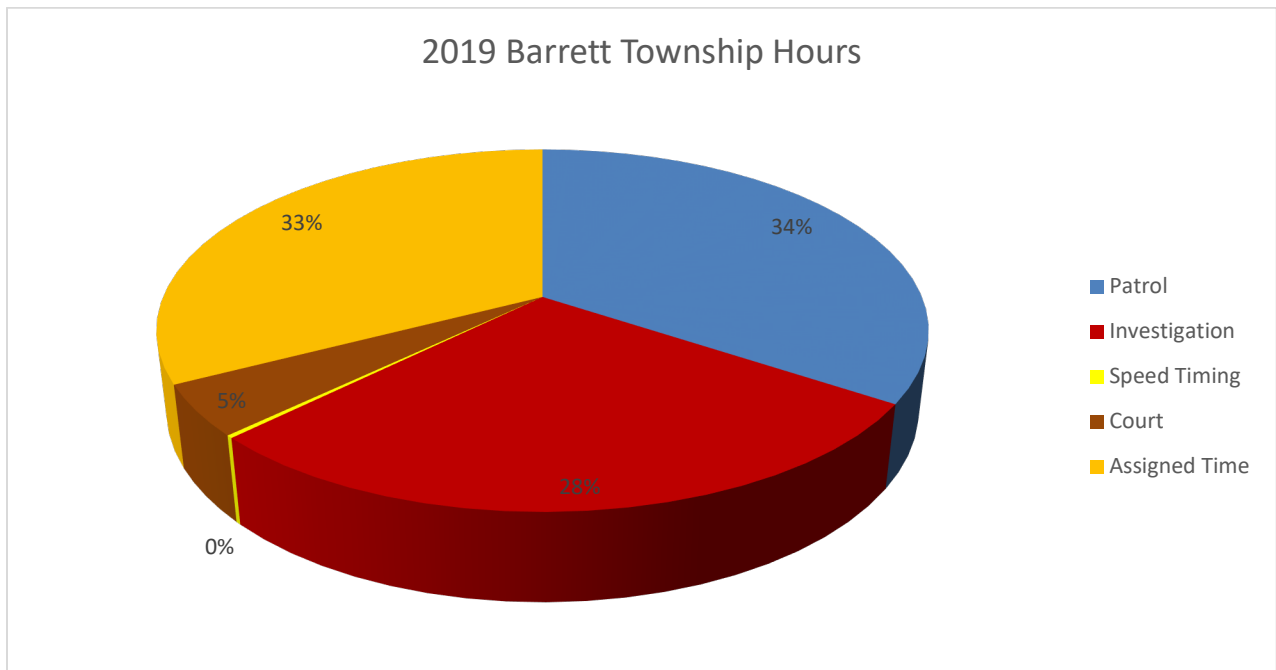
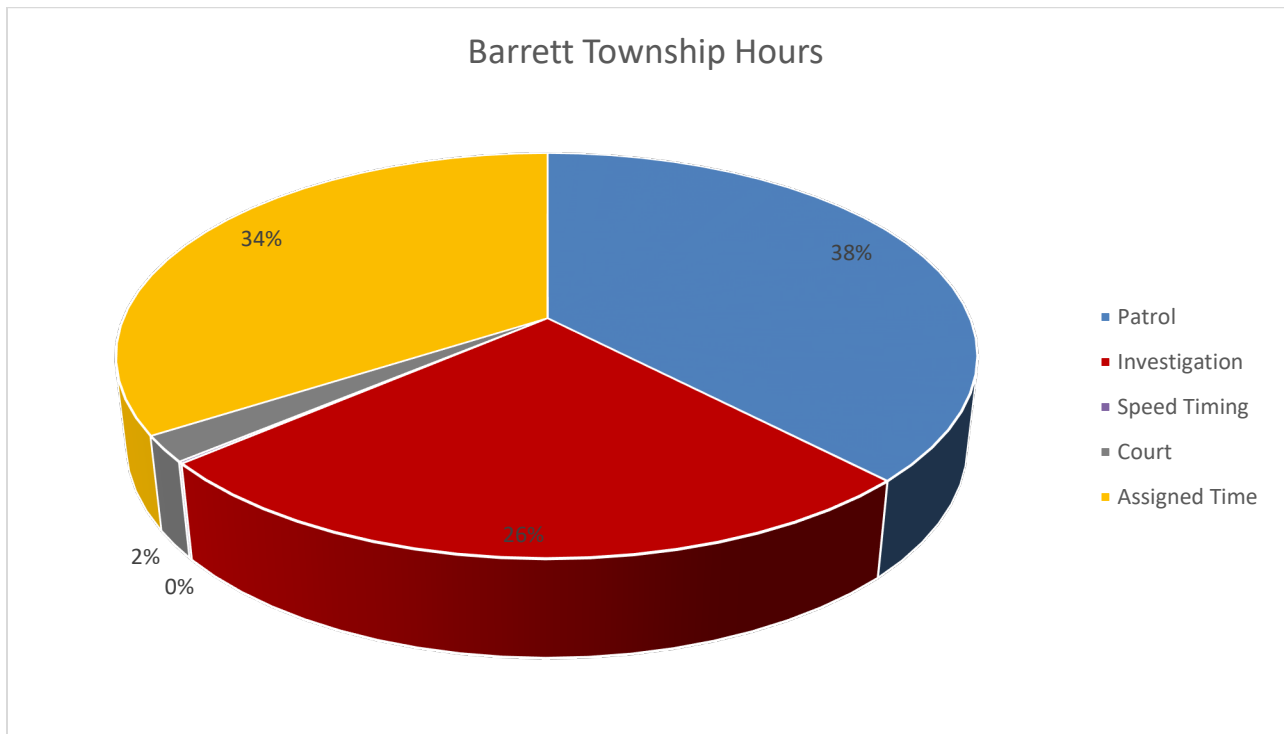
Breakdown of Hours within a Municipality 2020



Breakdown of Hours within a Municipality 2020



Breakdown of Hours within a Municipality 2020



Breakdown of Activity within the Region 2020

	2009	%	2010	%	2011	%	2012	%	2013	%	2014	%	2015	%
Complaints Accidents	16299		16028		13950		13802		12824		11916		12507	
Criminal Arrests	1871		1930		1683		1505		1236		1183		1315	
Traffic Arrests	5248		5568		4648		2648		2571		1726		3300	
Traffic Warnings	4845		5651		3982		2550		1605		1135		1797	
Ordinance Arrests	144		236		189		139		219		129		480	
Totals	28407		29413		24452		20644		18455		16040		19399	

	2016	%	2017	%	2018	%	2019	%	2020	%
Complaints Accidents	12957		13786		13678		13983	66.68	14339	77.71
Criminal Arrests	1420		1419		1083		1167	5.56	1014	5.49
Traffic Arrests	3904		3777		3090		2575	12.27	1343	7.27
Traffic Warnings	1892		2519		2055		3028	14.43	1633	8.85
Ordinance Arrests	352		345		189		217	1.03	121	.65
Totals	20525		21846		20095		20970		18450	

Breakdown of Activity within a Municipality 2020

Tobyhanna Township	2009	%	2010	%	2011	%	2012	%	2013	%	2014	%	2015	%
Complaints Accidents	4406	27%	4404	27%	3817	27%	3823	28%	3563	28%	2857	24%	2992	24%
Criminal Arrests	535	29%	522	27%	403	24%	307	20%	353	29%	276	23%	285	22%
Traffic Arrests	2054	39%	2018	36%	1901	41%	886	33%	800	31%	478	28%	1440	44%
Traffic Warnings	1995	41%	2138	38%	1737	44%	1145	45%	582	36%	457	40%	889	49%
Ordinance Arrests	47	33%	42	18%	36	19%	37	27%	28	13%	14	11%	117	24%
Totals	9037		9124		7894		6198		5326		4082		5723	

	2016	%		2017	%		2018	%		2019	%
Complaints Accidents	2853	22%	Complaints Accidents	3289	24%	Complaints Accidents	3317	24%	Complaints Accidents	3559	63.75
Criminal Arrests	333	23%	Criminal Arrests	330	23%	Criminal Arrests	280	25%	Criminal Arrests	327	5.85
Traffic Arrests	1186	30%	Traffic Arrests	1131	30%	Traffic Arrests	859	27%	Traffic Arrests	709	12.70
Traffic Warnings	709	37%	Traffic Warnings	938	37%	Traffic Warnings	639	31%	Traffic Warnings	956	17.12
Ordinance Arrests	58	16%	Ordinance Arrests	40	12%	Ordinance Arrests	25	13%	Ordinance Arrests	31	.005
Totals	5139	25%	Totals	5728	26%	Totals	5120	25%	Totals	5582	

	2020	%
Complaints Accidents	3791	76.21
Criminal Arrests	284	5.70
Traffic Arrests	373	7.49
Traffic Warnings	507	10.19
Ordinance Arrests	19	.38
Totals	4974	

Breakdown of Activity within a Municipality 2020

Mount Pocono Borough	2009	%	2010	%	2011	%	2012	%	2013	%	2014	%	2015	%
Complaints Accidents	2561	16%	2594	16%	2320	17%	2360	17%	2188	17%	2092	18%	2062	16%
Criminal Arrests	392	21%	492	25%	381	23%	365	24%	348	28%	311	26%	369	28%
Traffic Arrests	1212	23%	1158	21%	1026	22%	544	21%	632	25%	571	33%	732	22%
Traffic Warnings	887	18%	1157	20%	860	22%	409	16%	384	24%	296	26%	294	16%
Ordinance Arrests	37	26%	85	36%	90	48%	43	31%	130	59%	65	50%	290	60%
Totals	5089		5486		4677		3721		3682		3335		3747	

	2016	%		2017	%		2018	%		2019	%
Complaints Accidents	2119	16%	Complaints Accidents	2303	17%	Complaints Accidents	2186	15%	Complaints Accidents	2359	57.21
Criminal Arrests	341	24%	Criminal Arrests	381	27%	Criminal Arrests	257	23%	Criminal Arrests	267	6.47
Traffic Arrests	945	24%	Traffic Arrests	897	24%	Traffic Arrests	910	29%	Traffic Arrests	676	16.39
Traffic Warnings	422	22%	Traffic Warnings	521	21%	Traffic Warnings	541	26%	Traffic Warnings	697	16.90
Ordinance Arrests	215	61%	Ordinance Arrests	175	51%	Ordinance Arrests	89	47%	Ordinance Arrests	124	3.00
Totals	4042	20%	Totals	4277	20%	Totals	3983	19%	Totals	4123	

	2020	%
Complaints Accidents	2153	67.15
Criminal Arrests	231	7.20
Traffic Arrests	332	10.35
Traffic Warnings	419	13.06
Ordinance Arrests	71	2.21
Totals	3206	

Breakdown of Activity within a Municipality 2020

Tunkhannock Township	2009	%	2010	%	2011	%	2012	%	2013	%	2014	%	2015	%
Complaints Accidents	2279	14%	2187	14%	1819	13%	1918	14%	1749	14%	1574	13%	1678	13%
Criminal Arrests	256	14%	232	12%	203	12%	204	14%	138	11%	141	12%	202	15%
Traffic Arrests	467	9%	892	16%	507	11%	340	13%	399	16%	131	8%	143	4%
Traffic Warnings	358	7%	485	9%	326	8%	291	11%	224	14%	98	9%	86	5%
Ordinance Arrests	13	9%	4	2%	5	3%	11	8%	1	0%	1	1%	3	1%
Totals	3373		3800		2860		2764		2511		1945		2112	

	2016	%		2017	%		2018	%		2019	%
Complaints Accidents	1588	12%	Complaints Accidents	1714	12%	Complaints Accidents	1646	12%	Complaints Accidents	1692	72.55
Criminal Arrests	151	11%	Criminal Arrests	133	9%	Criminal Arrests	102	9%	Criminal Arrests	104	4.45
Traffic Arrests	326	8%	Traffic Arrests	425	11%	Traffic Arrests	271	8%	Traffic Arrests	262	11.23
Traffic Warnings	103	5%	Traffic Warnings	235	9%	Traffic Warnings	185	9%	Traffic Warnings	270	11.57
Ordinance Arrests	4	.11%	Ordinance Arrests	8	2%	Ordinance Arrests	1	0%	Ordinance Arrests	4	.17
Totals	2172	11%	Totals	2515	12%	Totals	2205	10%	Totals	2332	

	2020	%
Complaints Accidents	1544	82.43
Criminal Arrests	96	5.12
Traffic Arrests	105	5.60
Traffic Warnings	125	6.67
Ordinance Arrests	3	.16
Totals	1873	

Breakdown of Activity within a Municipality 2020

Coolbaugh Township	2009	%	2010	%	2011	%	2012	%	2013	%	2014	%	2015	%
Complaints Accidents	7053	43%	6843	43%	5994	43%	5701	41%	5324	42%	5344	45%	5216	42%
Criminal Arrests	688	36%	684	35%	696	41%	629	42%	397	32%	455	38%	424	32%
Traffic Arrests	1515	29%	1500	27%	1214	26%	878	33%	740	29%	546	32%	877	27%
Traffic Warnings	1605	34%	1871	33%	1059	27%	705	28%	415	26%	284	25%	490	27%
Ordinance Arrests	47	32%	105	44%	58	31%	48	35%	60	27%	49	38%	70	15%
Totals	10908		11003		9021		7961		6936		6678		7077	

	2016	%		2017	%		2018	%		2019	%
Complaints Accidents	5278	41%	Complaints Accidents	5360	39%	Complaints Accidents	5499	40%	Complaints Accidents	5350	71.35
Criminal Arrests	459	32%	Criminal Arrests	496	35%	Criminal Arrests	395	36%	Criminal Arrests	422	5.62
Traffic Arrests	1172	30%	Traffic Arrests	1119	30%	Traffic Arrests	892	28%	Traffic Arrests	778	10.37
Traffic Warnings	545	29%	Traffic Warnings	650	26%	Traffic Warnings	512	24%	Traffic Warnings	890	11.98
Ordinance Arrests	74	21%	Ordinance Arrests	122	35%	Ordinance Arrests	73	38%	Ordinance Arrests	58	.77
Totals	7528	37%	Totals	7747	35%	Totals	7371	36%	Totals	7498	

	2020	%
Complaints Accidents	5715	81.32
Criminal Arrests	338	4.81
Traffic Arrests	466	6.63
Traffic Warnings	480	6.83
Ordinance Arrests	28	.39
Totals	7027	

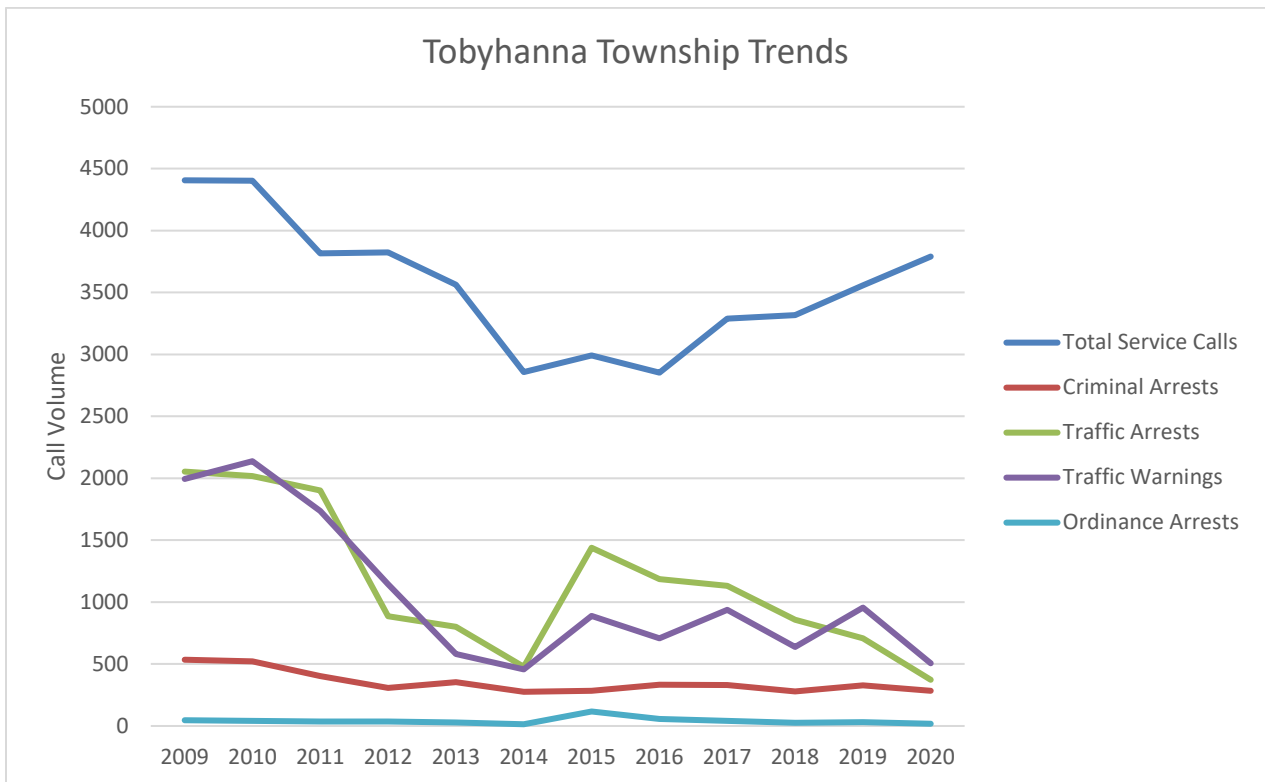
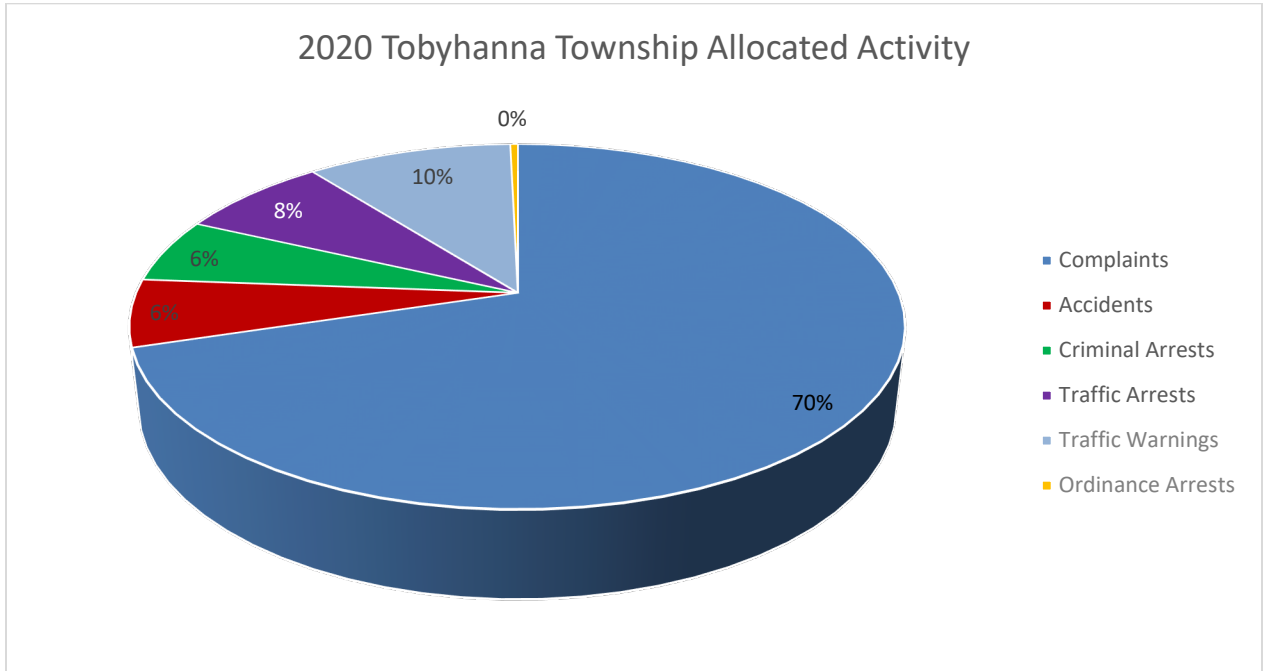
Breakdown of Activity within a Municipality 2020

Barrett Township	2009	%	2010	%	2011	%	2012	%	2013	%	2014	%	2015	%
Complaints Accidents													510	4%
Criminal Arrests													35	3%
Traffic Arrests													108	3%
Traffic Warnings													38	2%
Ordinance Arrests													0	0
Totals													691	

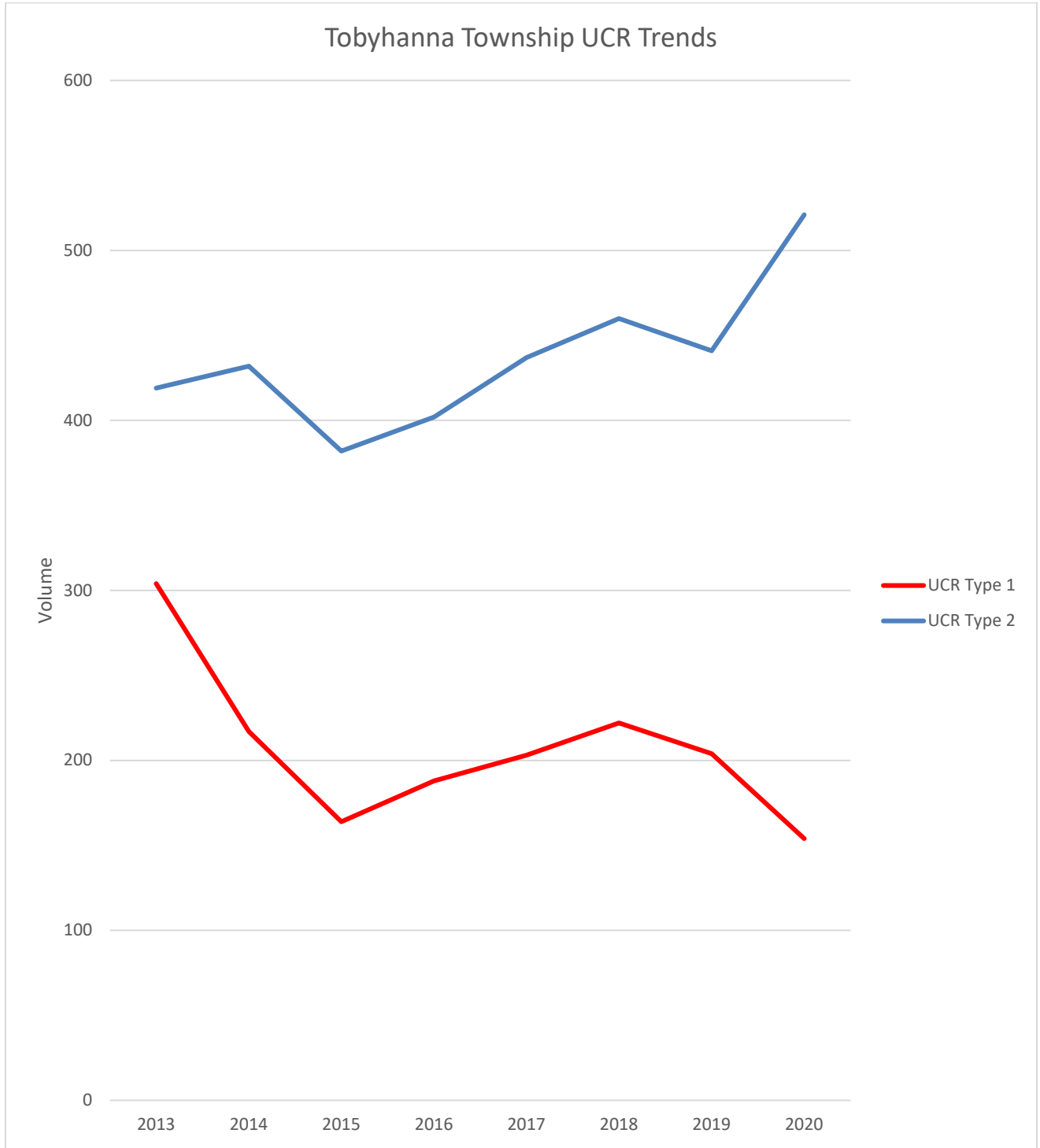
	2016	%		2017	%		2018	%		2019	%
Complaints Accidents	1086	8%	Complaints Accidents	1082	8%	Complaints Accidents	987	7%	Complaints Accidents	976	71.34
Criminal Arrests	132	9%	Criminal Arrests	78	5%	Criminal Arrests	45	4%	Criminal Arrests	44	3.21
Traffic Arrests	275	7%	Traffic Arrests	203	5%	Traffic Arrests	158	5%	Traffic Arrests	141	10.30
Traffic Warnings	113	6%	Traffic Warnings	173	7%	Traffic Warnings	172	8%	Traffic Warnings	207	15.13
Ordinance Arrests	1	.28%	Ordinance Arrests	0	0%	Ordinance Arrests	1	0%	Ordinance Arrests	0	0
Totals	1607	8%	Totals	1536	7%	Totals	1363	6%	Totals	1368	

	2020	%
Complaints Accidents	1104	83.00
Criminal Arrests	62	4.66
Traffic Arrests	67	5.03
Traffic Warnings	97	7.29
Ordinance Arrests	0	0.00
Totals	1330	

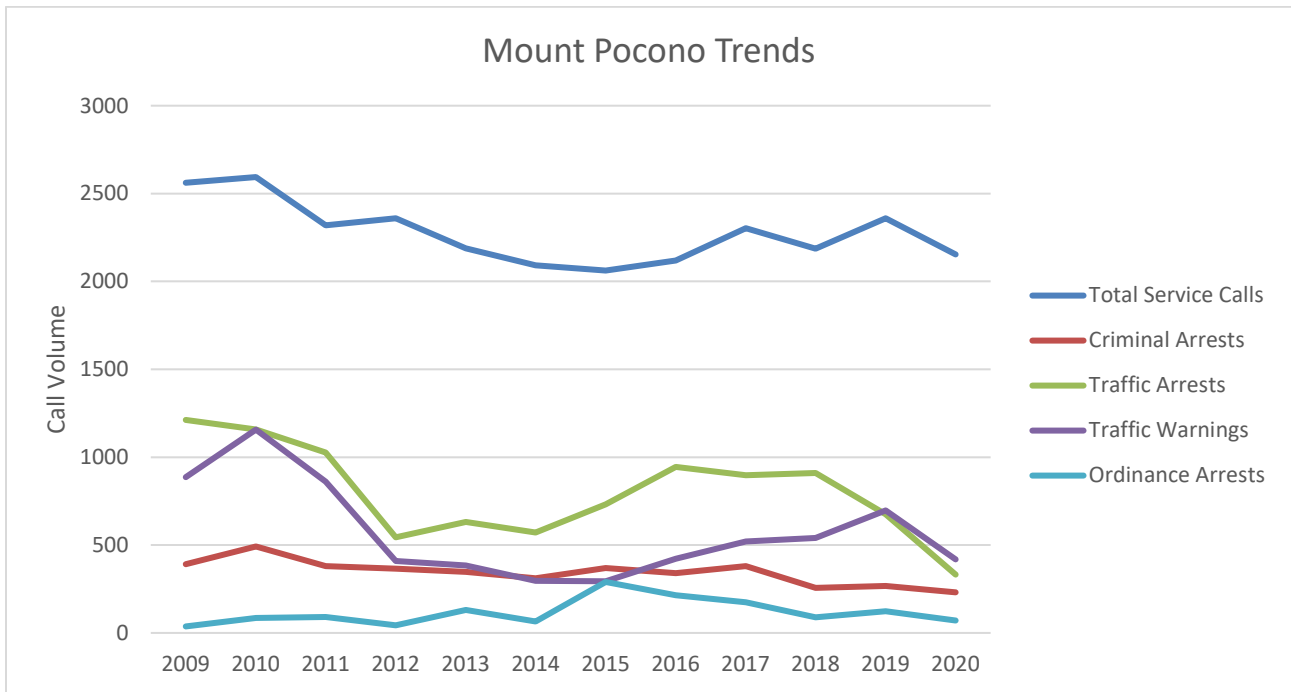
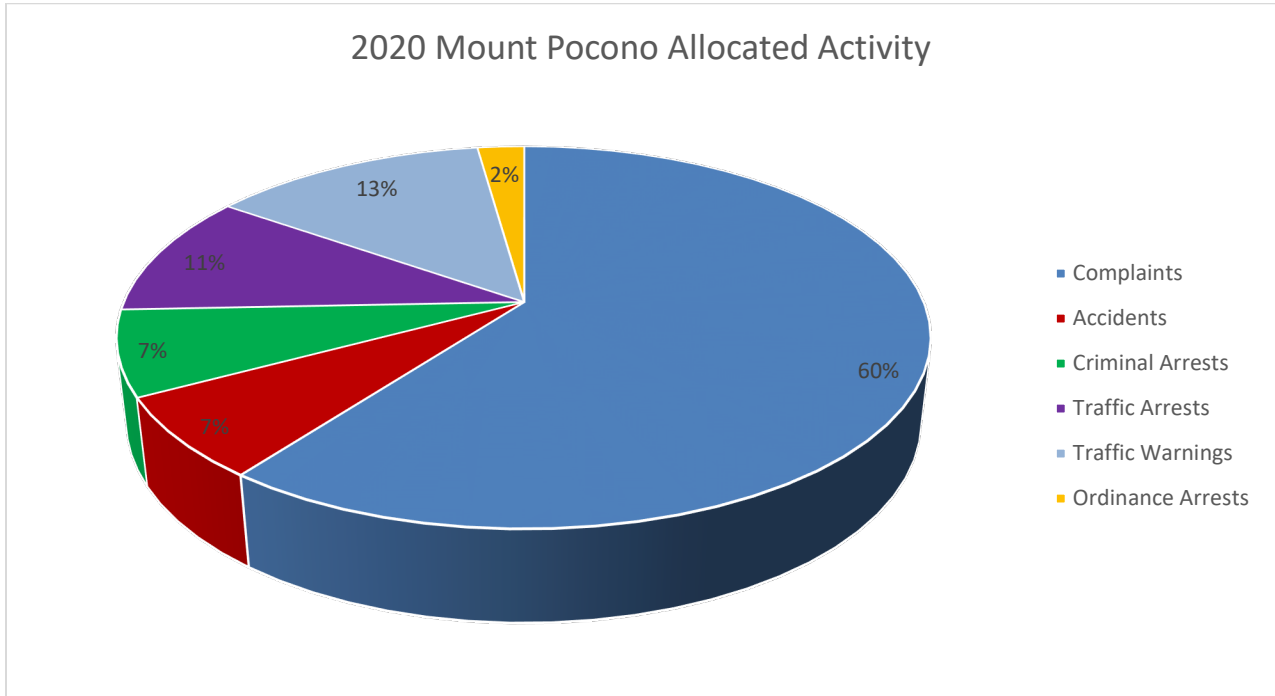
Allocated Time and Trends 2020



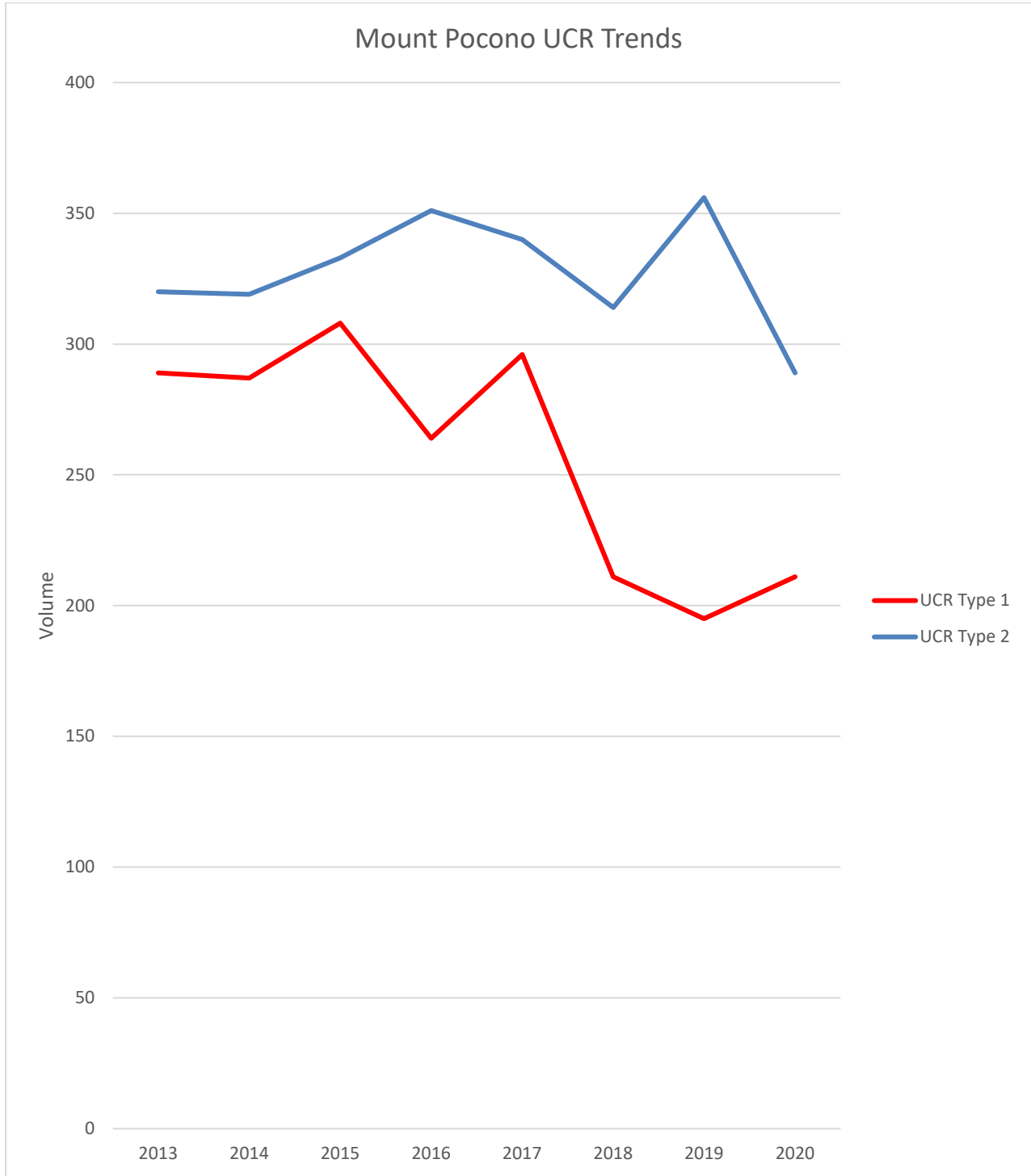
Allocated Time and Trends 2020



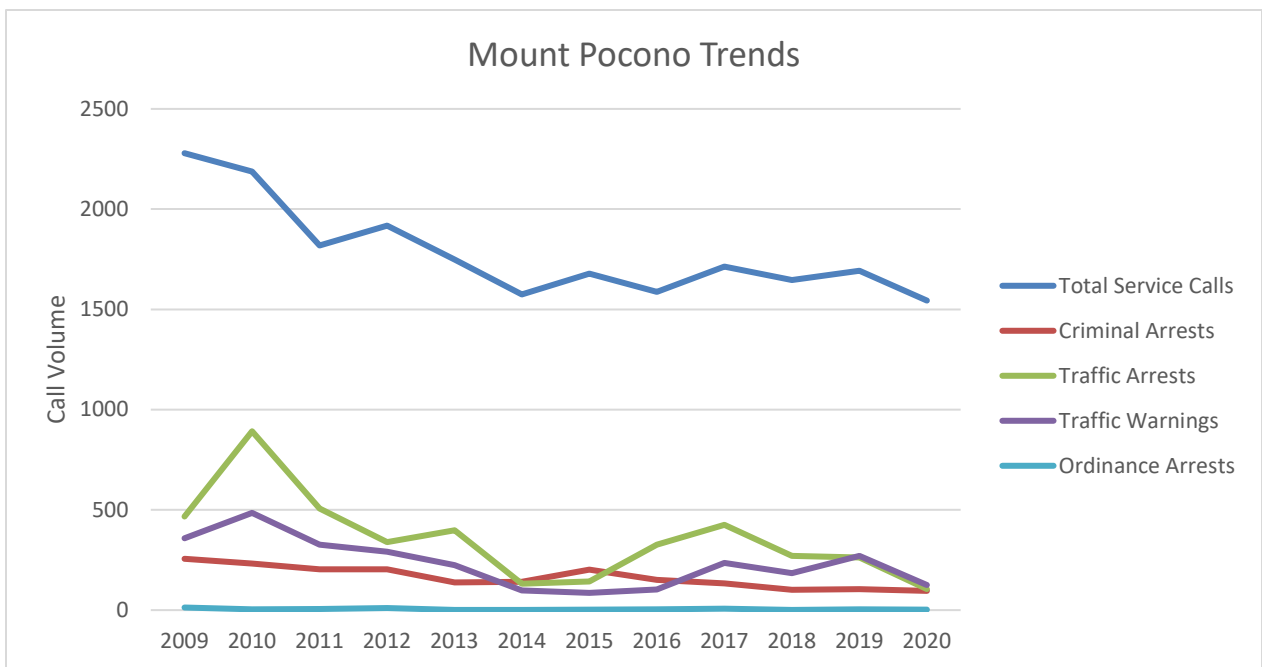
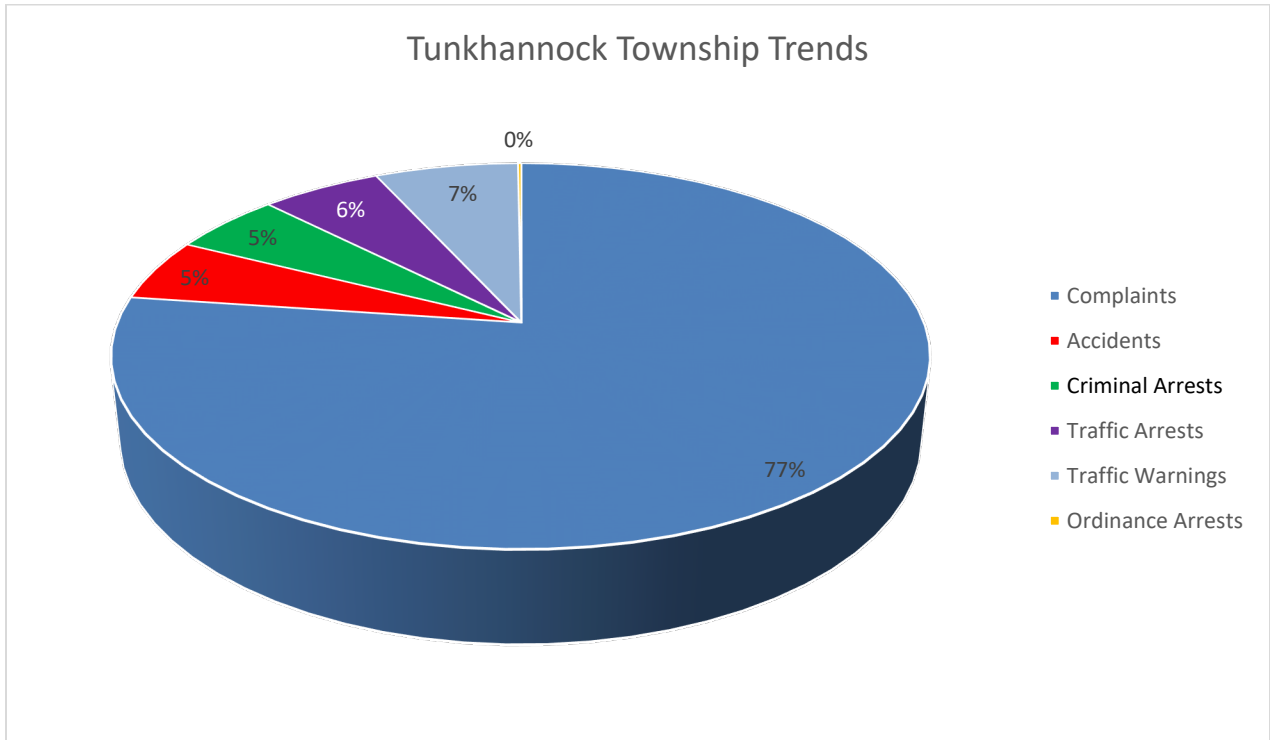
Allocated Time and Trends 2020



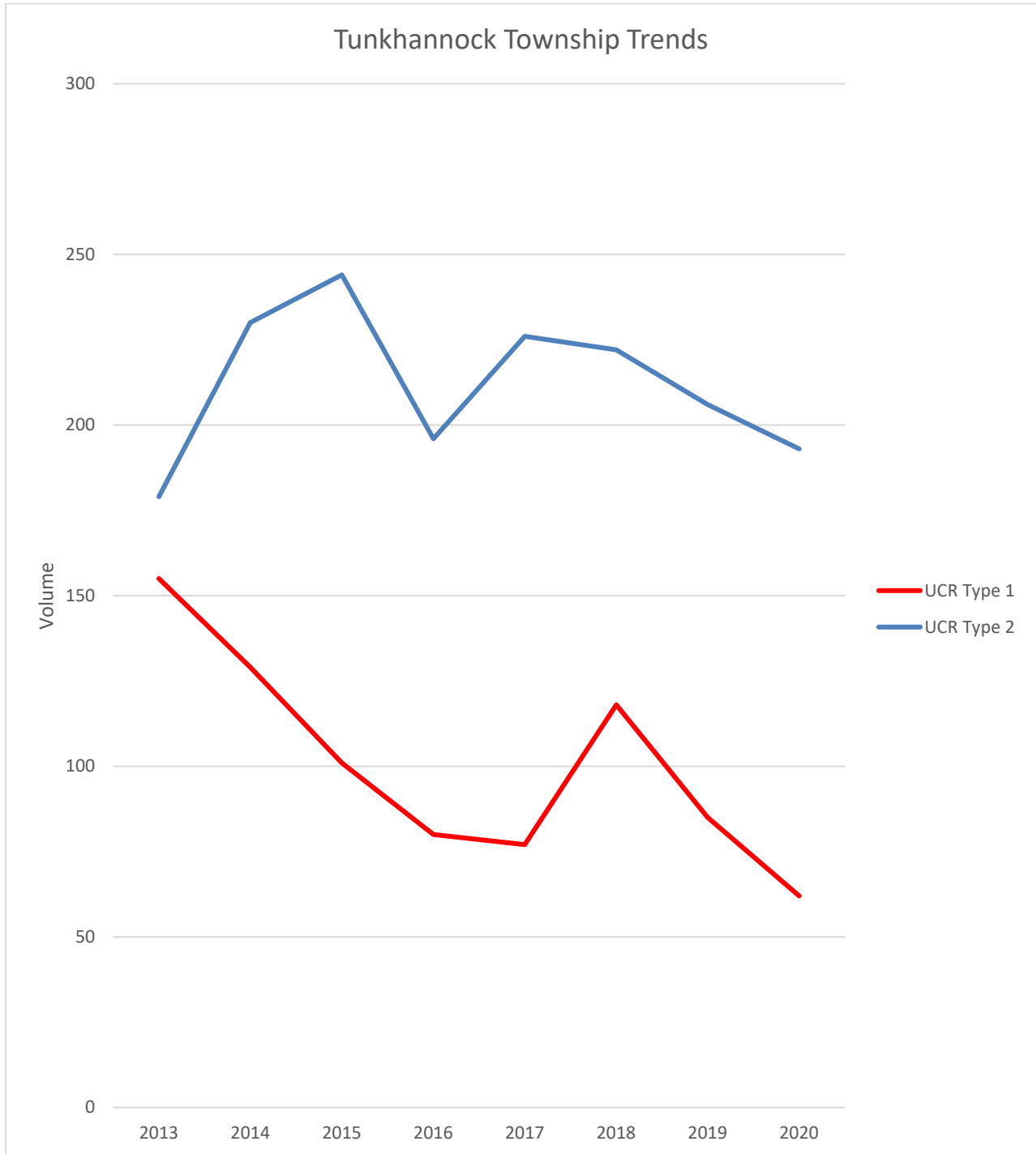
Allocated Time and Trends 2020



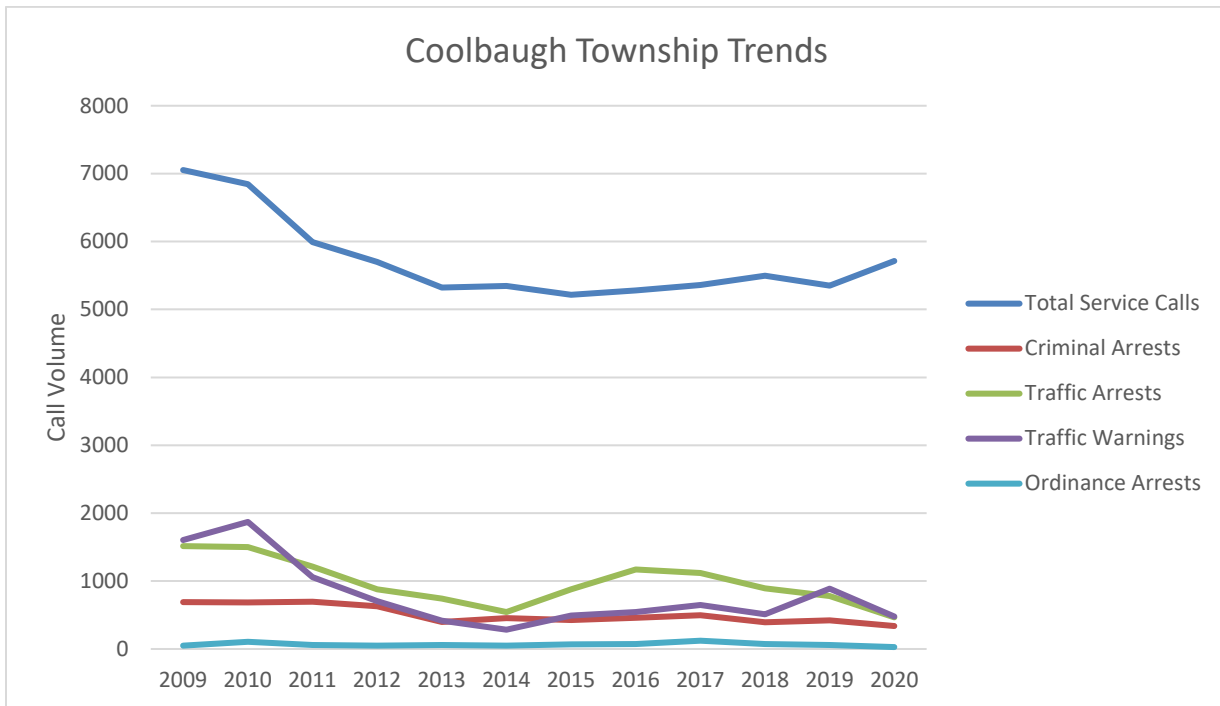
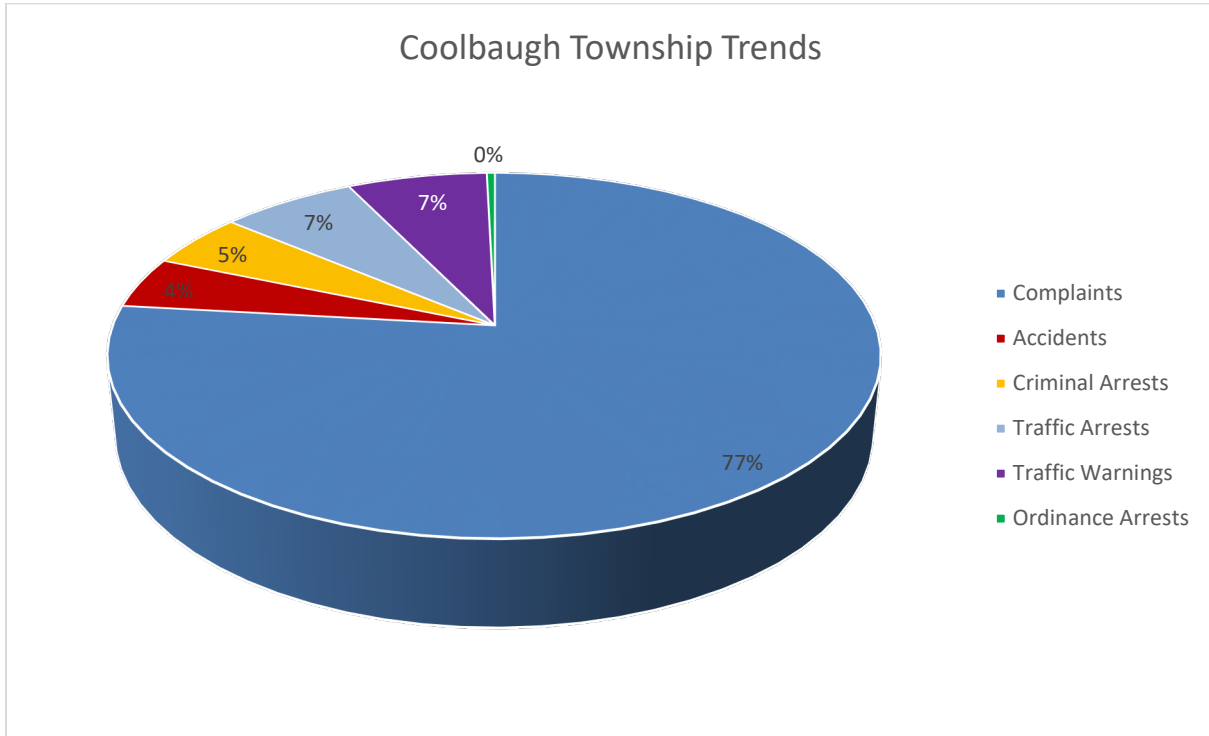
Allocated Time and Trends 2020



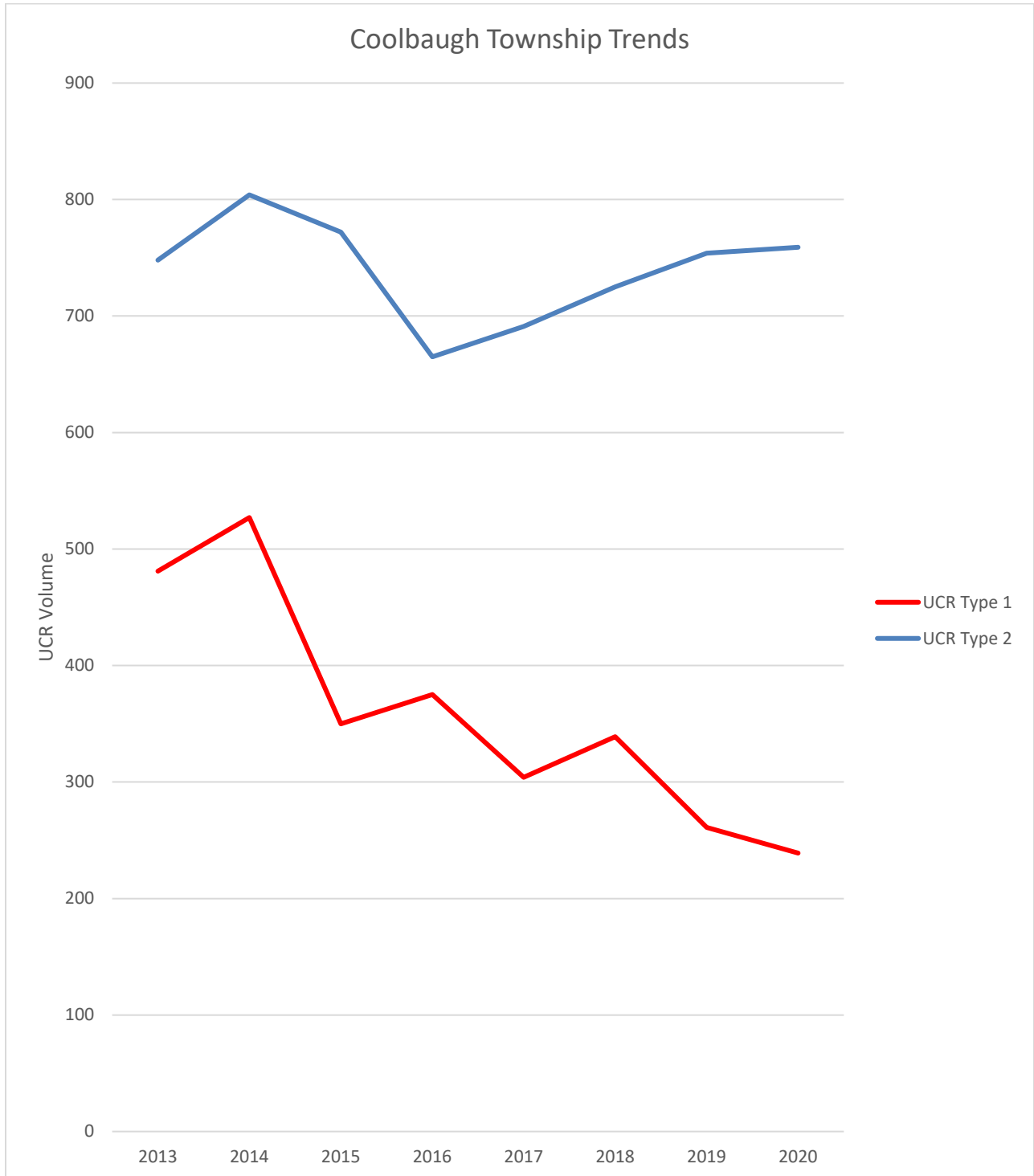
Allocated Time and Trends 2020



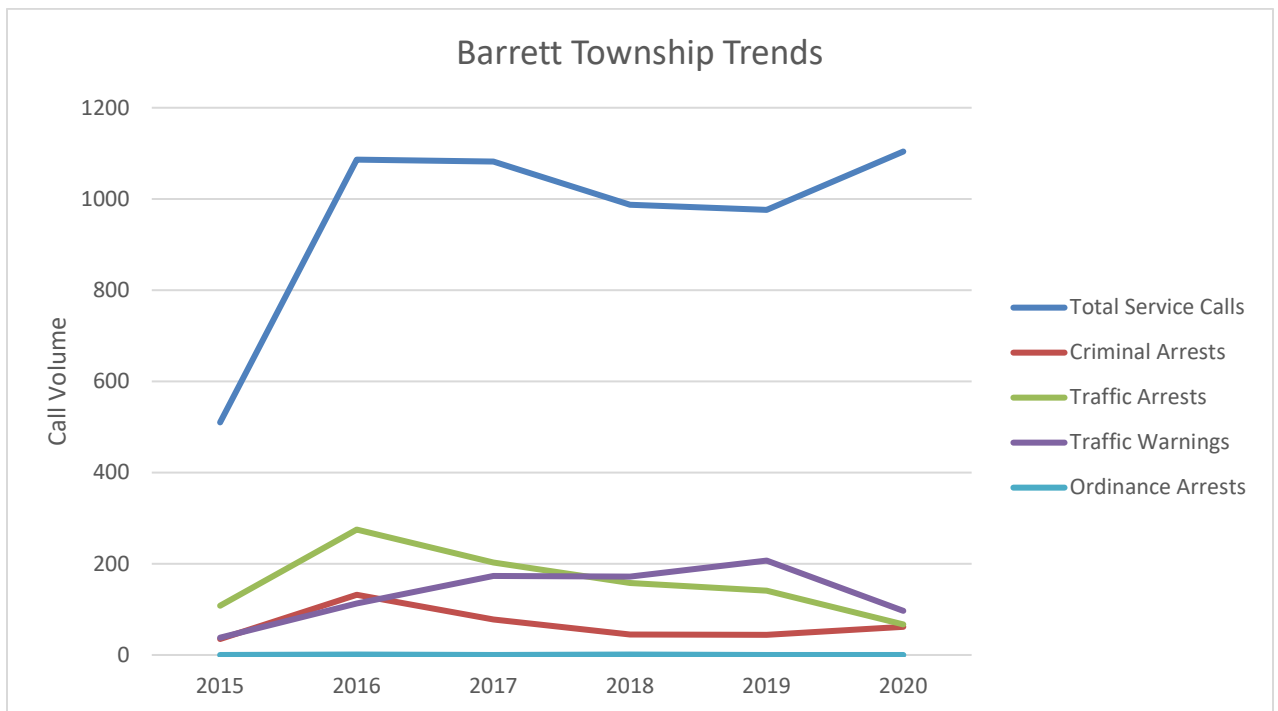
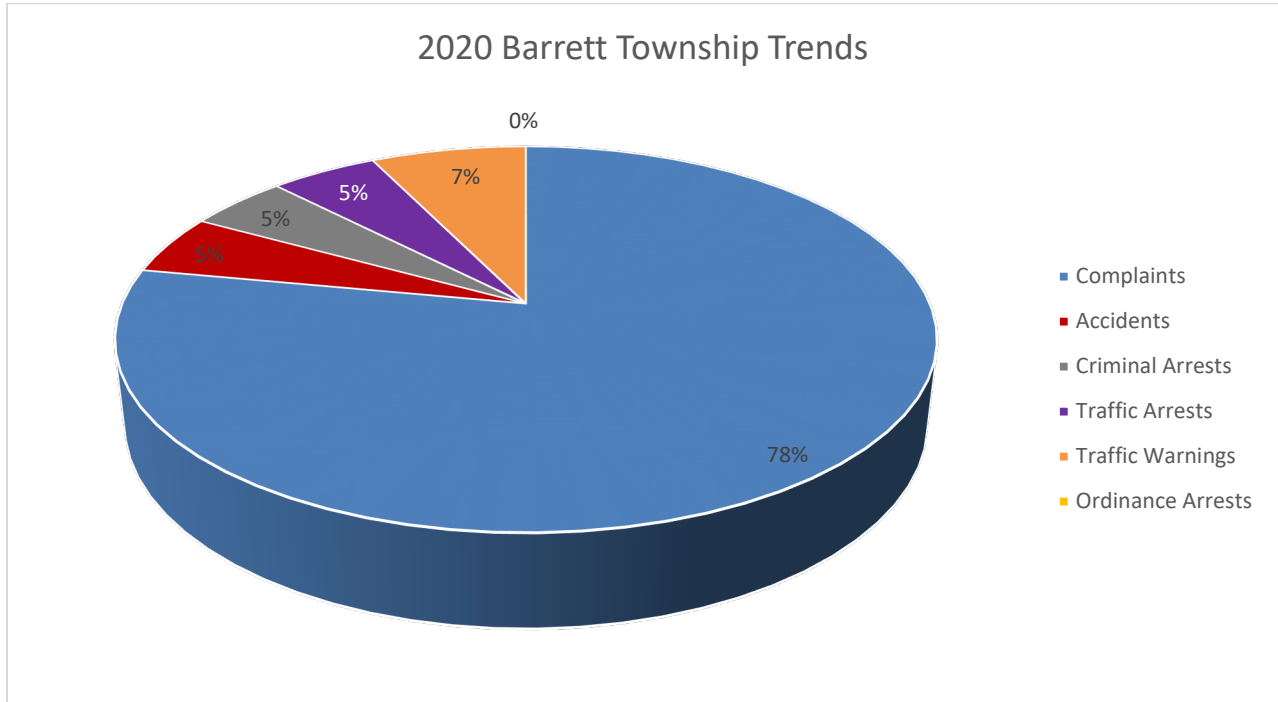
Allocated Time and Trends 2020



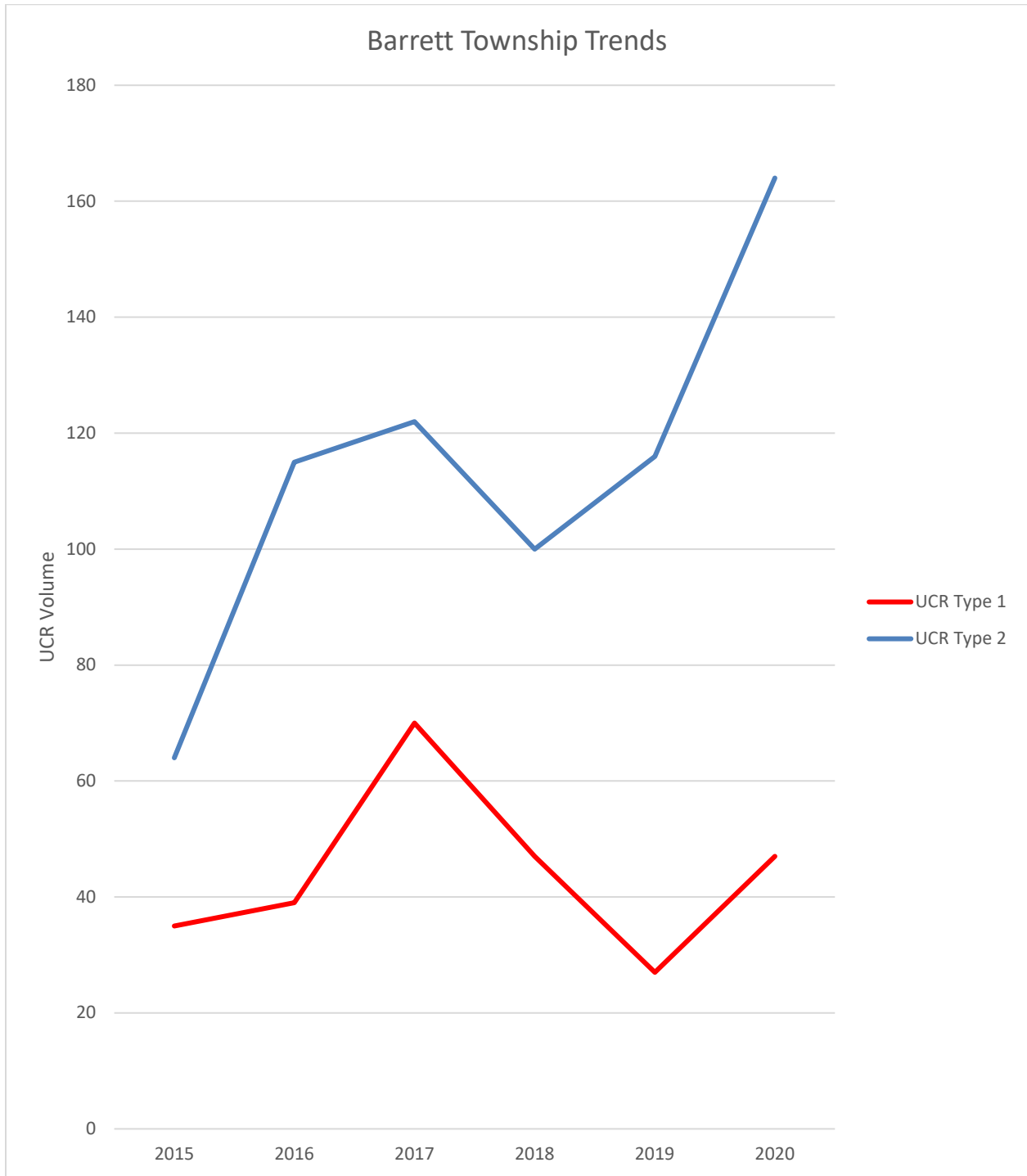
Allocated Time and Trends 2020



Allocated Time and Trends 2020



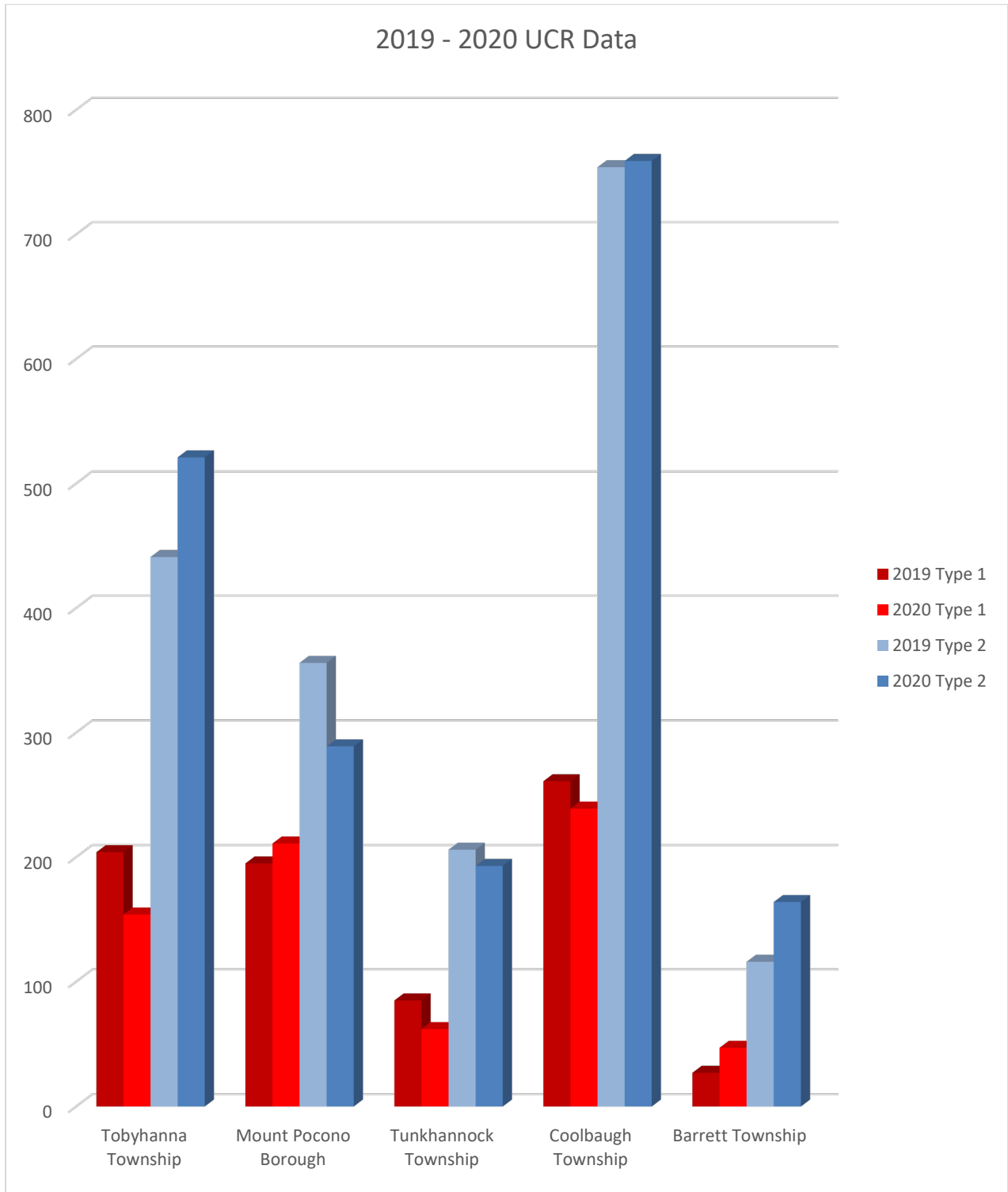
Allocated Time and Trends 2020



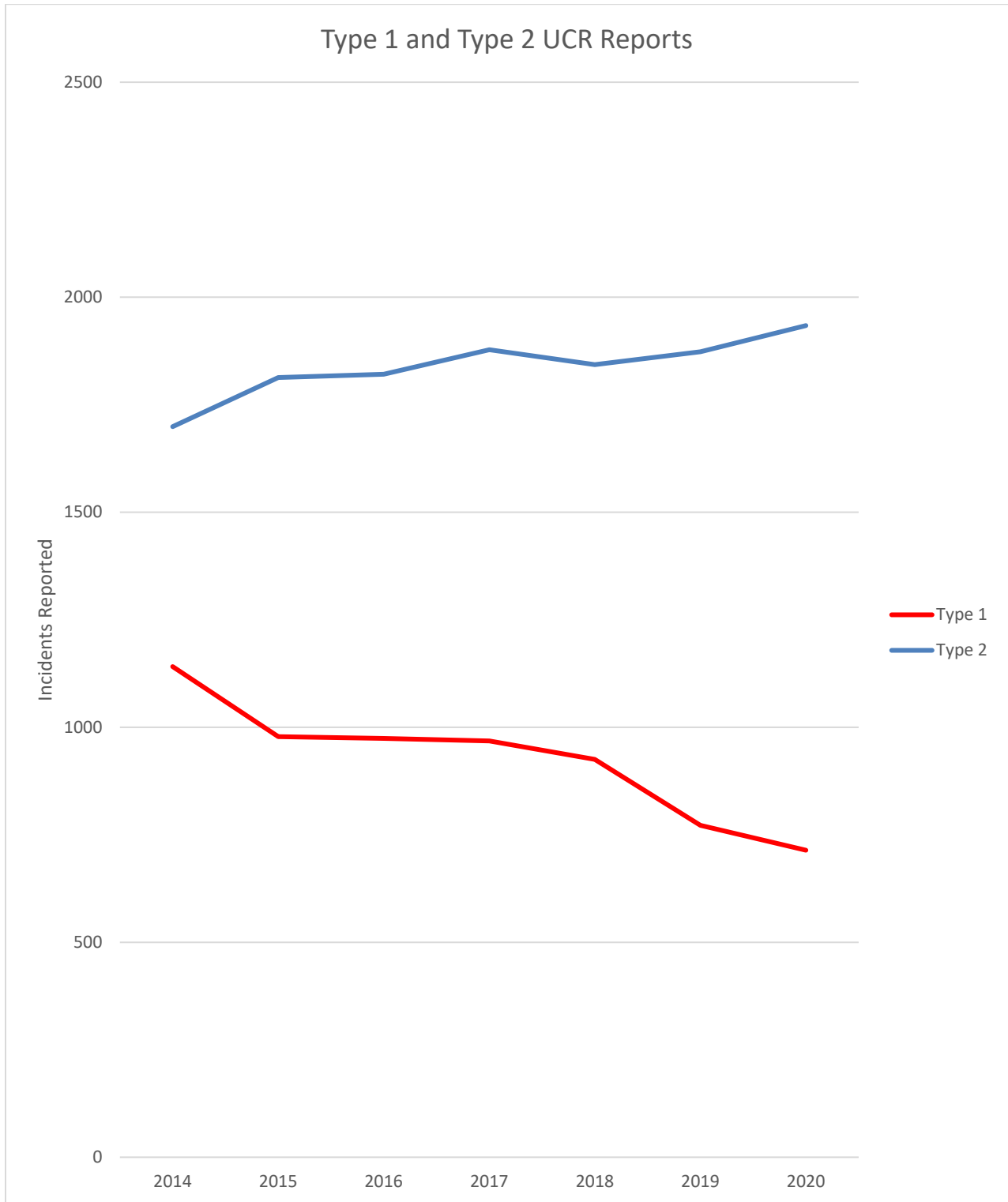
2020 UCR Data

	DEPART TOTAL	TOBY	TUNK	Mount Pocono	COOL	BAR
Homicide	12	1	2	3	6	0
Rape	11	4	2	0	5	0
Robbery	7	0	1	2	1	3
Assaults	178	48	16	26	75	13
Burglary	88	16	11	8	42	11
Larceny - Thefts	394	79	27	167	103	18
Stolen Vehicles	20	5	3	5	6	0
Arson	4	1	0	0	1	2
Forgery	14	3	1	3	4	2
Fraud	229	57	17	25	107	22
Embezzlement	1	1	0	0	0	0
Stolen Property	9	4	0	1	4	0
Vandalism	126	30	14	21	41	20
Weapons	26	3	1	4	8	10
Prostitution	0	0	0	0	0	0
Sex Offenses	63	19	7	3	27	6
Drug Violations	112	31	6	26	44	4
Gambling	0	0	0	0	0	0
Offenses Family	77	11	14	6	43	2
DUI	120	33	6	26	48	7
Liquor Laws	6	0	0	1	5	0
Drunkenness	43	23	4	7	9	0
Disorderly Conducts	643	178	73	109	235	48
All Others	465	128	50	57	184	43
UCR TOTALS	2648	675	255	500	998	211

2019 – 2020 UCR Data



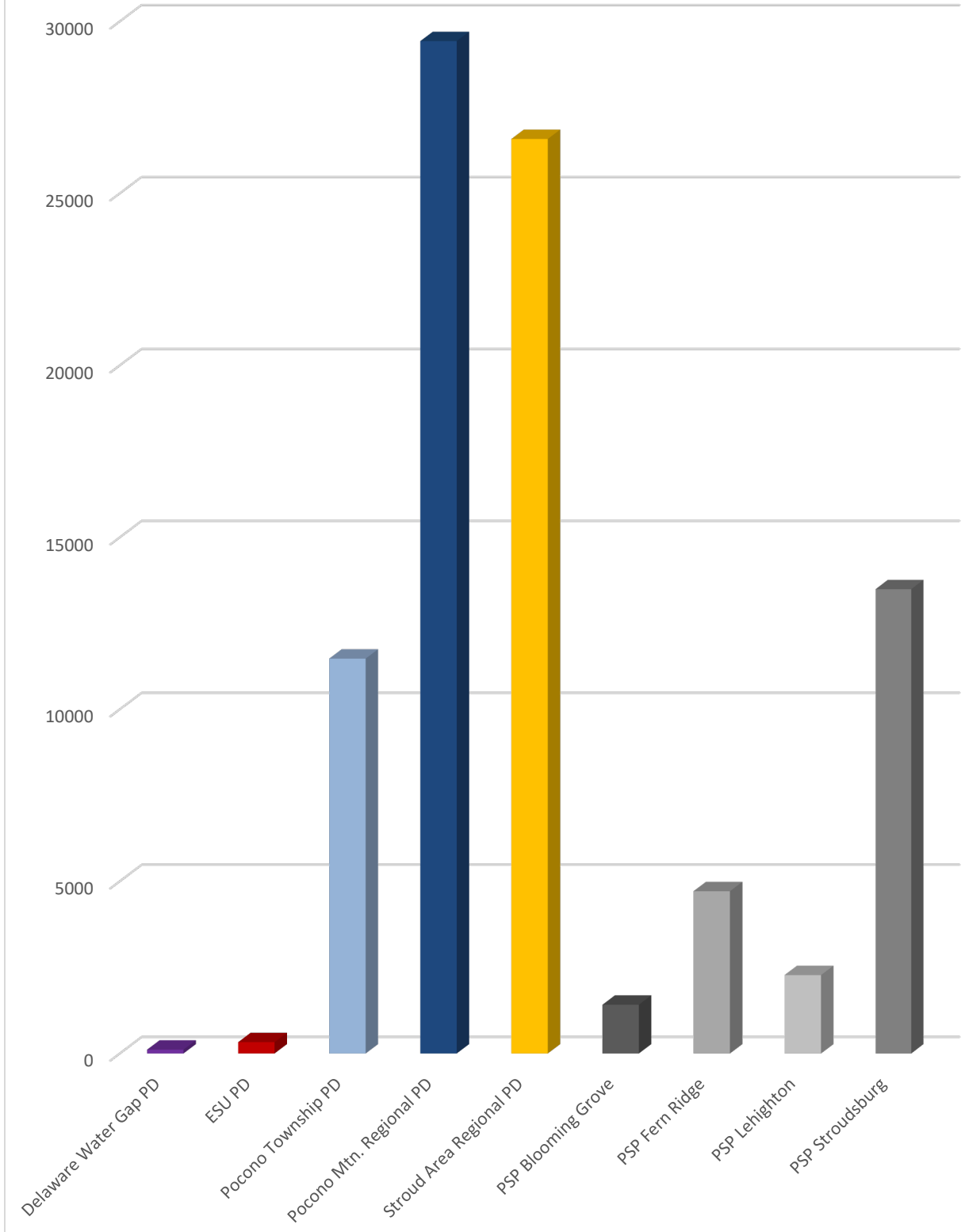
2014 – 2020 UCR Data



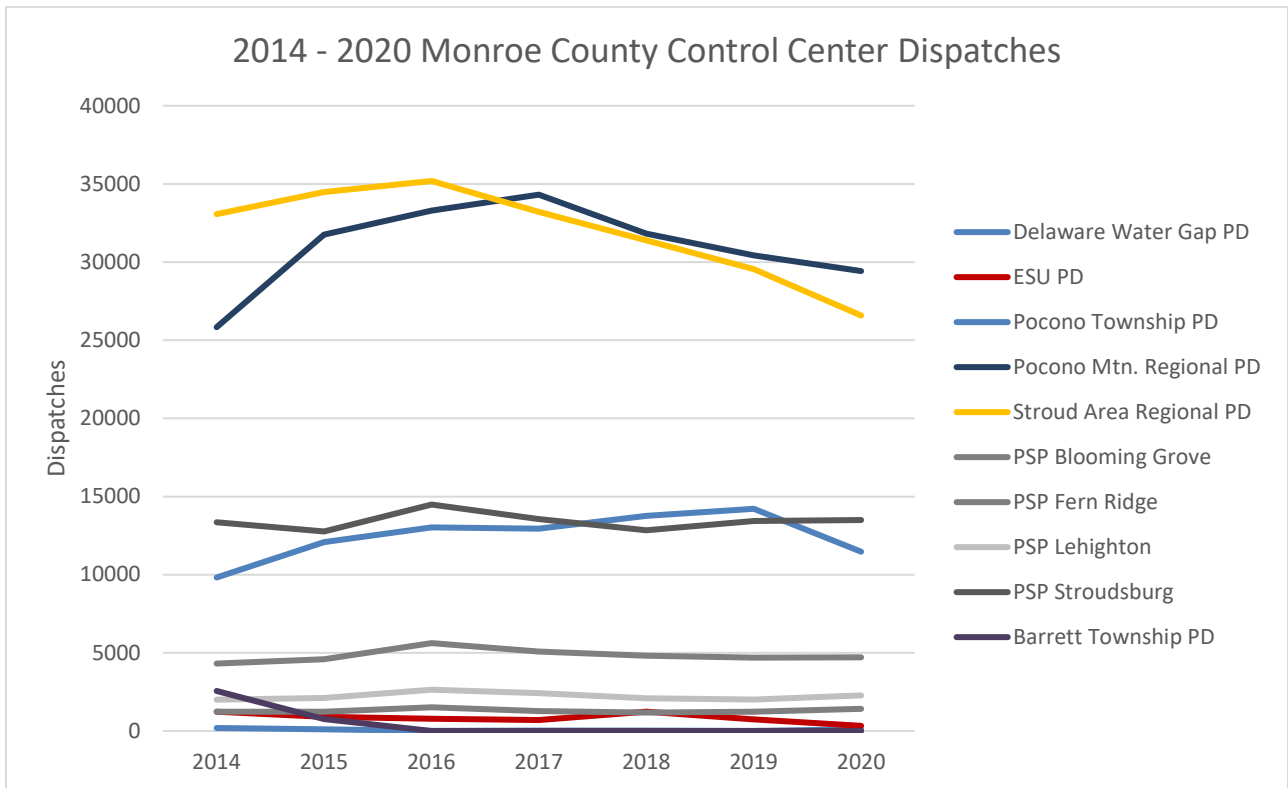
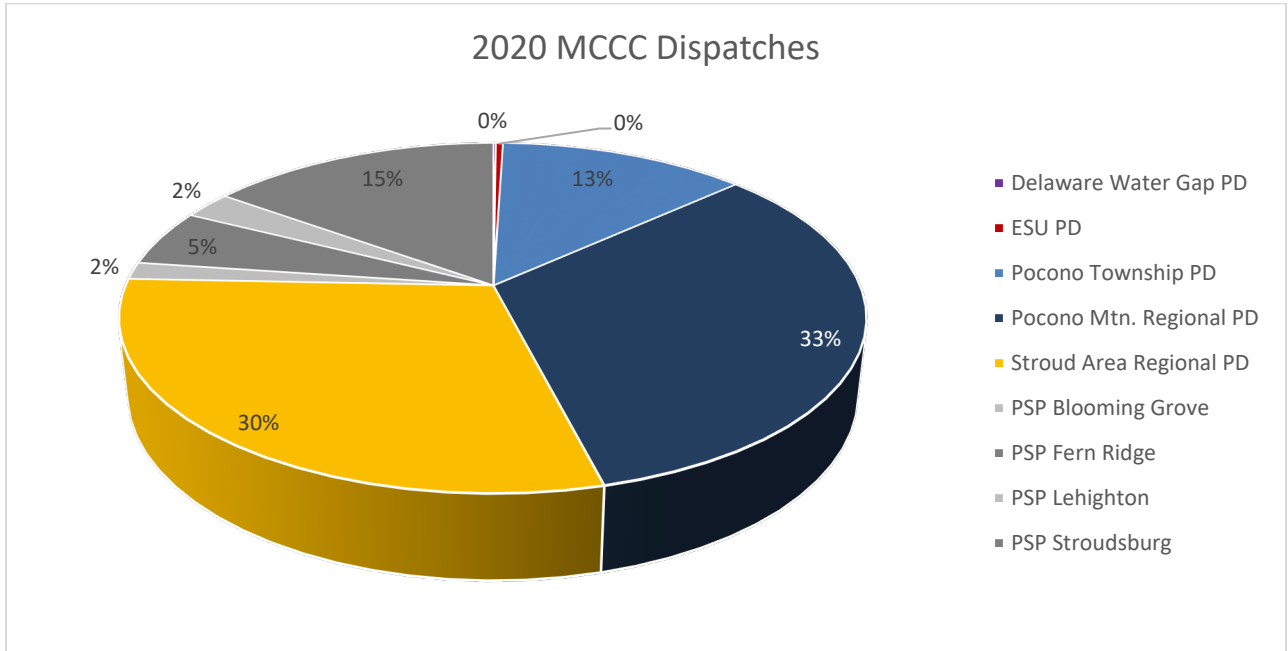
Monroe County Control Center 2020 Police Statistics

Department	2020 Calls Reported
Delaware Water Gap Police	111
East Stroudsburg University Police	329
Pocono Township Police	11,474
Pocono Mountain Regional Police	29,427
Stroud Area Regional Police	26,582
PA State Police Blooming Grove	1,414
PA State Police Fern Ridge	4,711
PA State Police Lehighton	2,273
PA State Police Swiftwater	13,492

2020 MCCC Dispatches



Monroe County Control Center 2020 Police Statistics



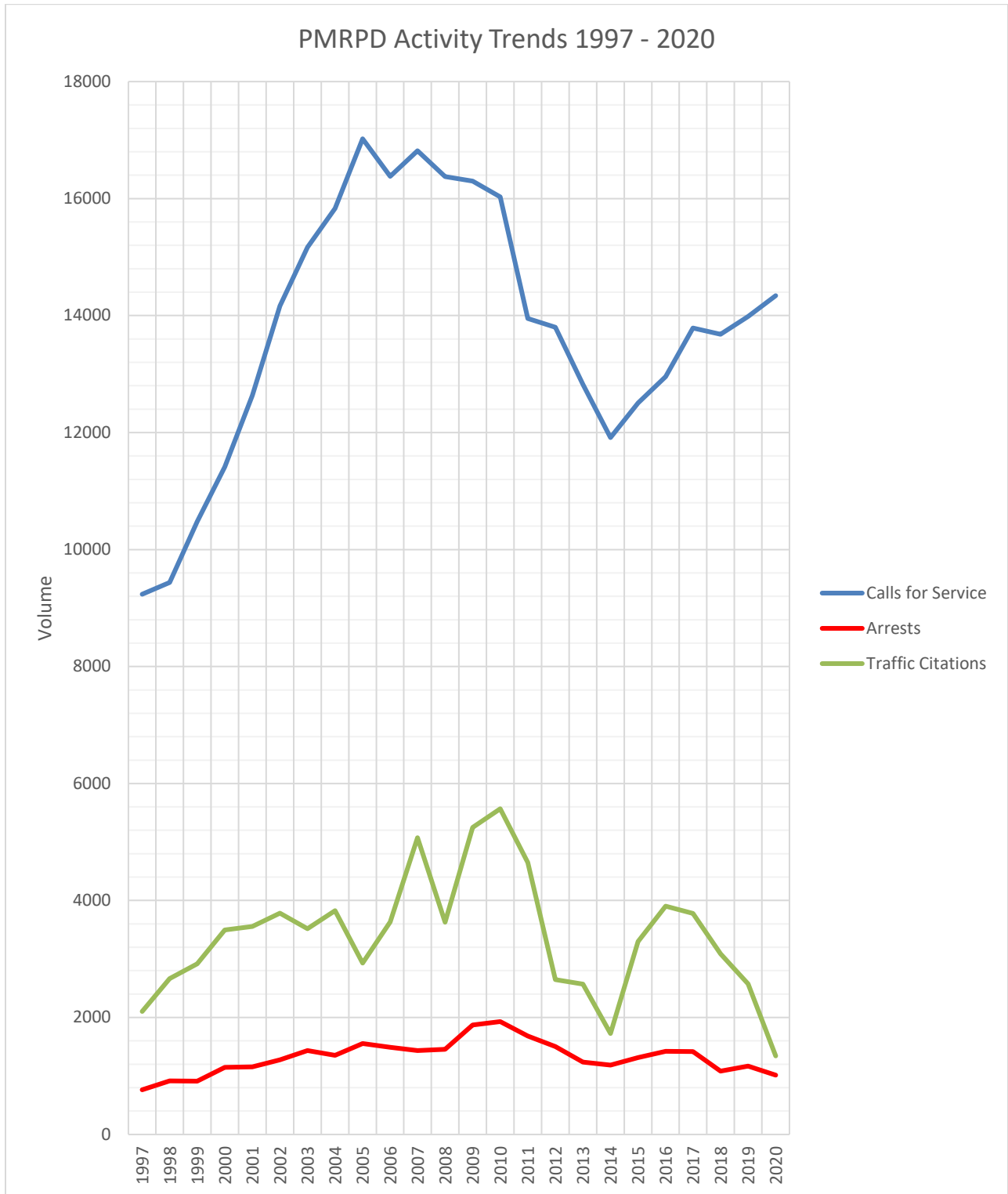
PMRPD Analysis

1997 – 2020

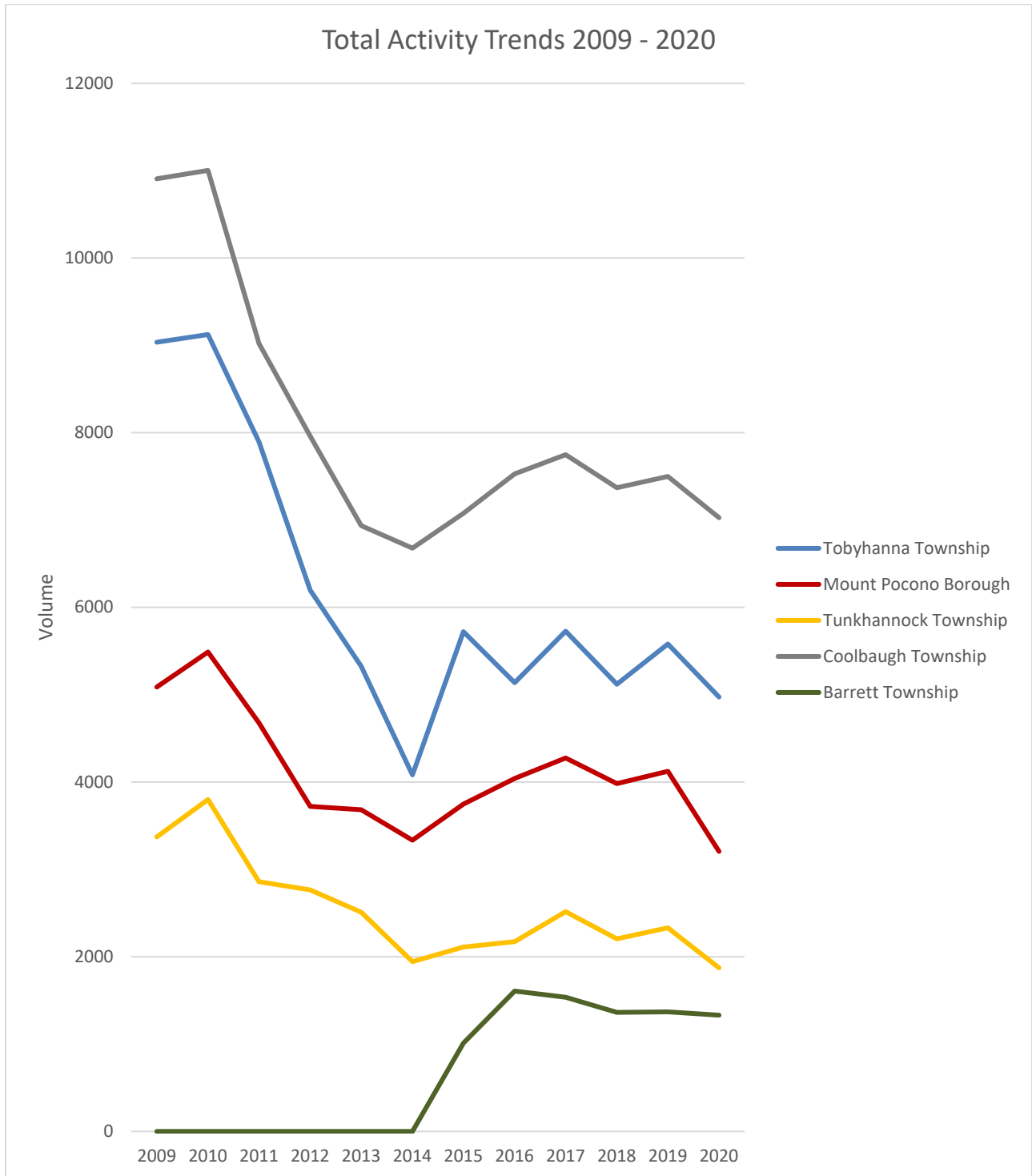
YEAR	CALLS FOR SERVICE	CRIMINAL ARRESTS	TRAFFIC CITATIONS	BILLABLE OFFICERS	UNITS	PPU	BUDGET	TOTAL OFFICERS	CBA Raises	Total court Disbursements
1997	9236	764	2105	26	104	17,831	2,100,570	28		\$ 4,529.36
1998	9436	914	2664	28	112	17,997	2,385,562	30		\$ 90,034.70
1999	10479	911	2917	29	116	19,427	2,642,343	31	\$1,250	\$ 108,155.40
2000	11411	1149	3498	30	120	20,660	2,868,278	32	\$1,250	\$ 122,749.10
2001	12635	1154	3555	30	120	23,033	3,135,498	32	\$1,250	\$ 116,149.25
2002	14164	1275	3782	31	124	26,602	3,711,484	33	7.5%	\$ 116,843.24
2003	15166	1436	3516	32	128	28,386	4,060,456	35	3.5%	\$ 110,093.54
2004	15831	1354	3825	32	128	28,906	4,163,863	35	7%	\$ 110,911.49
2005	17022	1553	2930	33	132	32,582	4,879,154	36	5.2%	\$ 93,145.91
2006	16379	1492	3635	34	136	33,267	5,112,597	37	1%	\$ 111,678.86
2007	16818	1436	5073	35	140	32,751	5,193,331	38	4%	\$ 145,945.56
2008	16376	1457	3629	37	148	33,094	5,545,580	40	4%	\$ 140,188.22
2009	16299	1871	5248	40	160	32,084	5,823,030	44	4%	\$ 175,080.40
2010	16028	1930	5568	40	160	31,699	6,007,999	44	4%	\$ 178,282.98
2011	13950	1683	4648	39	156	32,214	6,088,699	43	2%	\$ 144,002.80
2012	13802	1505	2648	35	140	34,463	5,721,404	39	3%	\$ 116,137.88
2013	12824	1236	2571	34.5	138	35,049	5,756,983	38	3%	\$ 98,478.49
2014	11916	1184	1726	32	128	37,787	5,627,573	36	0%	\$ 75,877.04
2015	12507	1315	3300	35	140	40,332	5,392,174	40	1%	\$ 94,464.58

YEAR	CALLS FOR SERVICE	CRIMINAL ARRESTS	TRAFFIC CITATIONS	BILLABLE OFFICERS	UNITS	PPU	BUDGET	TOTAL OFFICERS	CBA Raises	Total court Disbursements
2016	12957	1420	3904	35	140	40930	5,730,262	40	2%	\$123,339.33
2017	13786	1419	3777	36	144	41301	5,947,357	41	3%	\$105,204
2018	13678	1083	3090	36	144	39905	5,746,362	41	3%	\$86,910
2019	13983	1167	2575	37	148	40751	6,031,153	44	3%	\$78,047
2020	14339	1014	1343	37	148	41566	6,151,901	44	3%	\$57,790

PMRPD Activity Trends



PMRPD Activity Trends



State Funded Programs

Aggressive Driving / Buckle up PA/ Liquor Control Grant

Program	Dollars Received
Aggressive Driving / Buckle Up PA	\$ 6831.74
LCE Grant	\$ 3,442.16
DUI	\$ 2,370.08

MONEY DISBURSED THROUGH PARKING VIOLATIONS AND ALARM FINES 2012 THROUGH 2020

Tobyhanna Township	2012	2013	2014	2015	2016	2017	2018	2019	2020
Parking Violations	925.00	490.00	350.00	3,750	1,850	950.00	330.00	650.00	200.00
Alarm Violations	125.00	300.00	225.00	100	625	200.00	475.00	125.00	500.00
Total	1,050.00	790.00	575.00	3,850	2475	1,150	805.00	775.00	700.00

Mount Pocono	2012	2013	2014	2015	2016	2017	2018	2019	2020
Parking Violations	700.00	2,775.00	1,575.00	8,650	7,075	5,350.00	2,150	2,350.00	1,450.00
Alarm Violations	50.00	250.00	350.00	50	25	475.00	625	900.00	650.00
Total	750.00	3,025.00	1,925.00	8,700	7,100	5,825	2,775.00	3,250.00	2,100.00

Tunkhannock Township	2012	2013	2014	2015	2016	2017	2018	2019	2020
Parking Violations	100.00	0	0	0	0	0	50	0	0
Alarm Violations	100.00	100.00	75.00	0	25.00	100.00	25	50.00	100.00
Total	200.00	100.00	75.00	0	25.00	100.00	75	50.00	100.

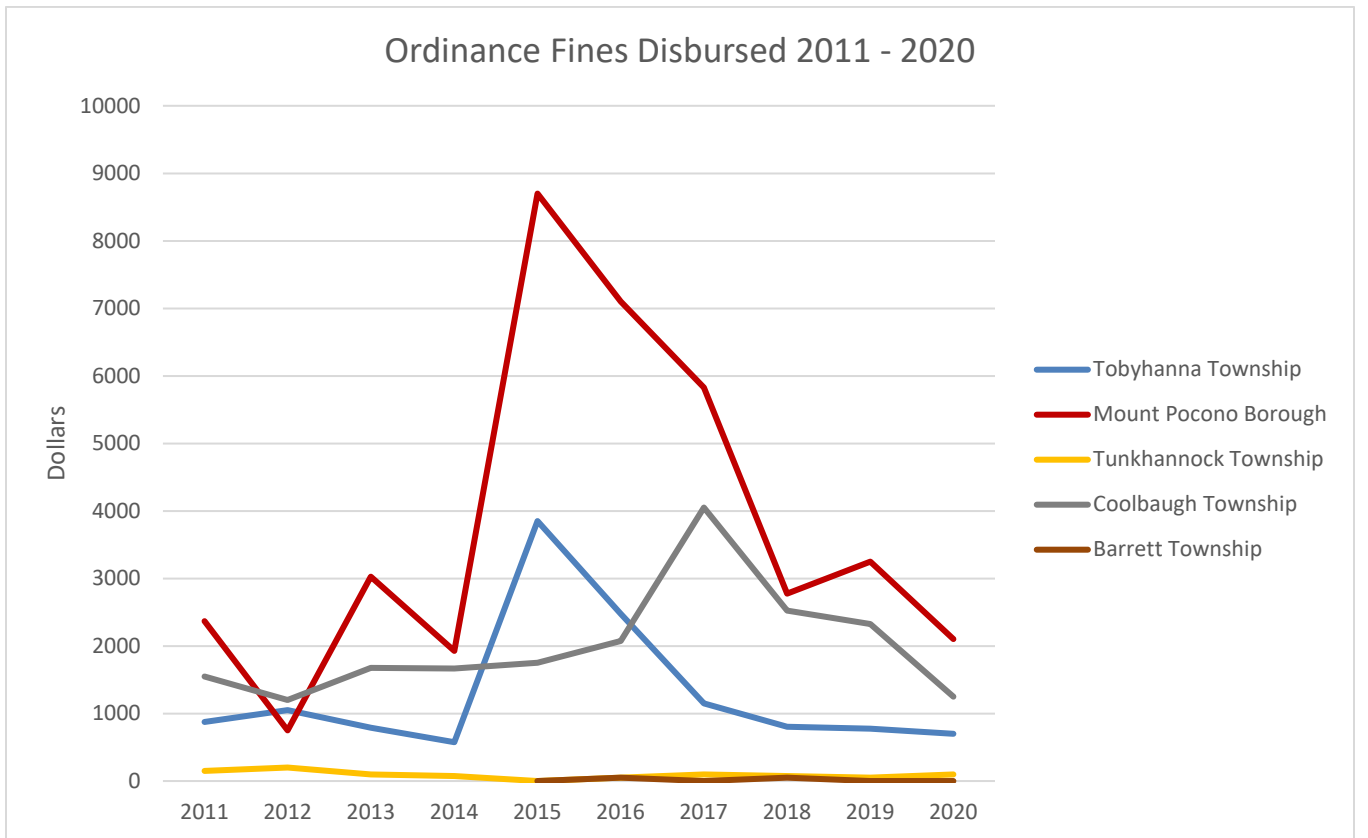
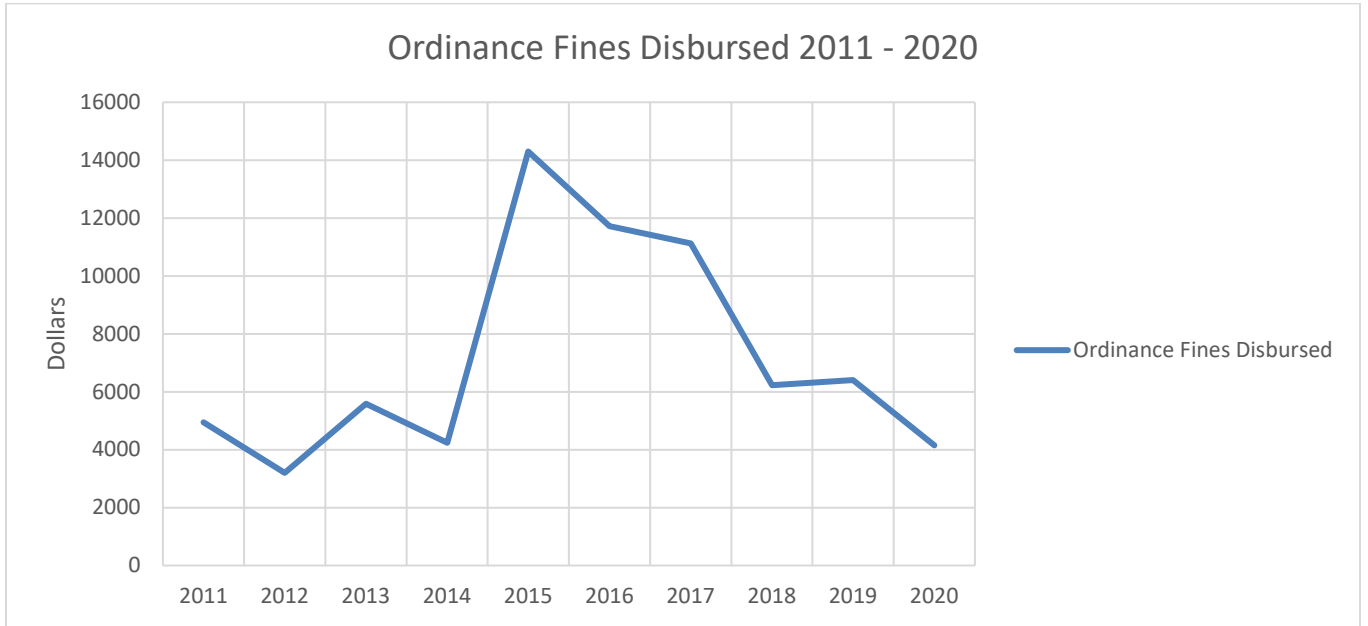
Coolbaugh Township	2012	2013	2014	2015	2016	2017	2018	2019	2020
Parking Violations	1150	1050	815.00	1750	1800	3250	1450	1,500	300
Alarm Violations	50.	625	850.00	0	275	800	1075	825	950
Total	1200	1675	1665	1750	2075	4050	2,525	2,325	1,250

MONEY DISBURSED THROUGH PARKING VIOLATIONS AND ALARM FINES 2012 THROUGH 2020

Parking Violations	2012	2013	2014	2015	2016	2017	2018	2019	2020
Alarm Violations	-	-	-	0	50.00	0	50	0	0
Total	-	-	-	0	0	0	0	0	0

Totals	3200	5590	4240	14300	11725	11125	6,230	6,400	4150
--------	------	------	------	-------	-------	-------	-------	-------	------

Ordinance Disbursements



2020 Fleet

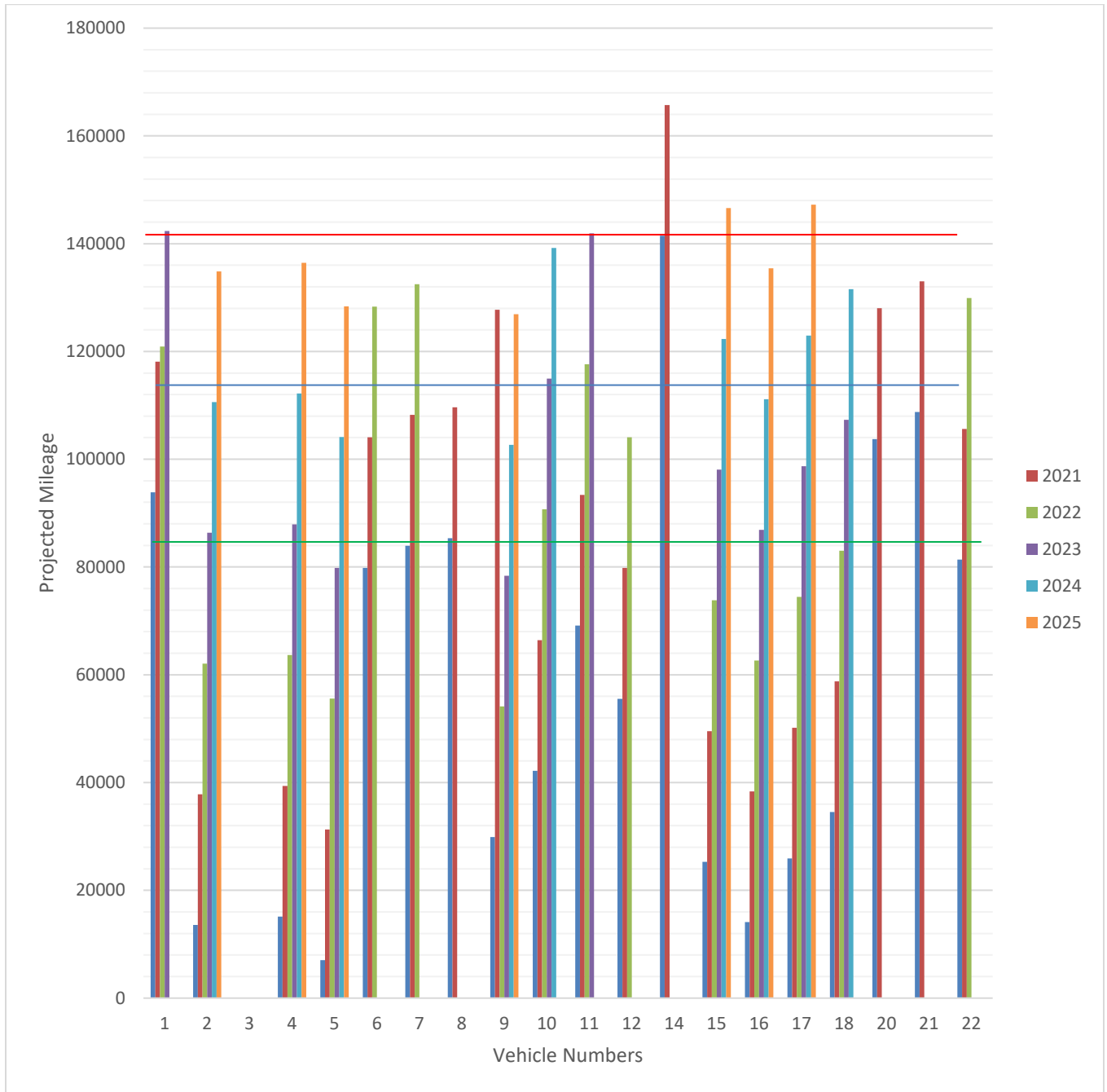
Unit	Y/M/M	Purchased	2020 Mileage	Total Mileage	2020 Cost	Total Cost
1	2017 Ford Explorer	6/2017	24,333	93,845	\$534.65	\$6,386.03
*2	2015 Dodge Charger	4/2015	4,957	107,705	\$48.57	\$3,579.26
*2	2020 Ford Explorer	7/2020	13,555	13,555	\$40.42	\$40.42
*4	2016 Dodge Charger	5/2016	2,729	122,896	\$233.65	\$2,758.72
4	2020 Ford Explorer	7/2020	15,129	15,129	\$40.02	\$40.02
*5	2017 Ford Explorer	4/2017	18,972	95,646	\$360.53	\$1,511.95
5	2020 Ford Explorer	9/2020	7,049	7,049	\$0	\$0
6	2018 Ford Explorer	2/2018	29,759	79,809	\$626.00	\$1,208.96
7	2017 Ford Taurus	8/2017	21,523	83,959	\$660.24	\$2,033.33
8	2018 Ford Sedan	8/2018	35,071	85,361	\$520.15	\$1,087.07
*9	2014 Chevy Tahoe	7/2014	0	115,423	\$0	\$3,425.23
9	2020 Ford Explorer	12/2019	29,869	29,869	\$187.20	\$187.20
10	2017 Ford Explorer	4/2018	13,148	42,173	\$751.04	\$943.72
11	2015 Dodge Ram	6/2015	14,227	69,117	\$279.10	\$1,386.95
12	2018 Ford Sedan	8/2018	24,519	55,553	\$832.99	\$1,168.78
14	2017 Ford Explorer	8/2016	25,988	141,465	\$363.48	\$2,768.38
*15	2015 Dodge Charger	4/2015	0	106,889	\$0	\$4,446.08
15	2020 Ford Explorer	12/2019	25,286	25,286	\$183.36	\$183.36
*16	2016 Dodge Charger	5/2016	12,105	119,550	\$77.77	\$5,230.79
16	2020 Ford Explorer	7/2020	14,100	14,100	\$48.77	\$48.77
*17	2013 Ford Explorer	7/2015	0	125,455	\$0	\$3,771.93
17	2020 Ford Explorer	12/2019	25,913	25,913	\$112.35	\$112.35
*18	2014 Dodge Charger	9/2014	0	129,078	\$0	\$3,356.64
18	2020 Ford Explorer	12/2019	34,519	34,519	\$171.89	\$171.89
20	2016 Dodge Charger	10/2016	19,018	103,748	\$395.87	\$2,733.12
21	2016 Dodge Charger	10/2016	19,469	108,767	\$1,821.35	\$3,551.66
22	2018 Ford Explorer	3/2018	29,769	81,371	\$605.86	\$1,105.04
38	2018 Harley Davidson	8/2018	1,206	3,424	\$0	\$619.22
39	2018 Harley Davidson	8/2018	1,086	5,108	\$0	\$340.68
40	UC	5/2016	22,517	102,035	\$476.92	\$1,101.92
41	UC	2/2018	18,729	76,630	\$309.69	\$642.49
*42	UC	6/2014	3,015	110,646	\$17.12	\$2,233.24
42	UC	3/2020	13,721	30,138	\$31.34	\$31.34
43	UC	10/2017	12,742	62,449	\$432.57	\$1,086.88
44	UC	2/2018	9,729	53,259	\$146.96	\$500.85
45	UC	7/2015	12,277	99,402	\$524.95	\$2,278.87
46	UC	8/2016	14,440	81,692	\$902.99	\$2,130.61
*47	2010 Dodge Charger	11/2010	0	116,172	\$0	\$13,489
47	UC	12/19	15,407	31,109	\$179.33	\$187.33
48	UC	1/2017	11,290	97,801	\$367.14	\$1,979.93

Unit	Y/M/M	Purchased	2020 Mileage	Total Mileage	2020 Cost	Total Cost
49	UC	4/2019	5,675	23,175	\$54.75	\$146.35
60	2006 Ford E350	4/2010	346	69,831	\$0	\$1,715.94
61	2005 GMC Van	9/2006	2,685	81,688	\$47.04	\$2,985.40
62	2011 Ford F550	4/2011	501	7074	\$944.20	\$1,336.88

* Decommissioned

Annual Miles 15,000 - 25,000 Miles > 25,000 Miles
Total Miles 90,000 - 110,000 / 110,001 - 120,000 / > 120,001
Annual Costs \$1,000 - \$2,000 Costs > \$2,000 Costs
Total Costs \$2,000 - \$5,000 / > \$5,000

Fleet Projections



Industry Standards for replacement of Police Patrol Sedans is between 90,000 - 120,000 Miles. For sport utility vehicles and trucks, the replacement schedule is 120,000 - 150,000 miles. 150,000 miles is an advised maximum threshold. Recommended annual mileage is 20,000 or less.

2020 Fleet

Replacement vehicle projections:

2021: 5 vehicles

2022: 4 vehicles

2023: 2 vehicles

2024: 2 vehicles

2025: 5 vehicles

Patrol Vehicles	Undercover Vehicles	Administrative Vehicles	Special Service Vehicles
461,007 miles	90,308 miles	49,234miles	5,824 miles
Average mileage	Average mileage	Average mileage	Average mileage
24,263	12,901	16,411	1,164



In 1998, Governor Tom Ridge established the Pennsylvania regional counter terrorism task force system. The Pocono Mountain Regional Police have been active in the Northeast Pennsylvania Counter Terrorism Task Force (NEPACTTF) since the onset. In 2020, the Pocono Mountain Regional Police continues to be an active participant in the NEPACTTF. The NEPACTTF is one of 9 Homeland security task force regions within Pennsylvania. The NEPACTTF provides all hazards planning for the 9 counties within the region. These counties include Monroe, Lehigh, Northampton, Carbon, Pike, Lackawanna, Luzern, Wayne and Susquehanna.

Chief Chris Wagner continues in his role as the Law Enforcement Committee Chairman of the NEPACTTF. The NEPACTTF is funded by grants through the Federal Emergency Management Agency and funneled through the Pennsylvania Emergency Management Agency. While federal grant funds continue to decrease, the Pocono Mountain Regional Police still benefits from participation in the organization. In 2020, the NEPACTTF provided the Pocono Mountain Regional Police with equipment and training for a total cost of \$11,823.

Pocono Mountain Regional Police Foundation



Board members:

President: **John Lamberton**
Vice-President: **Robert Jones**
Secretary: **Mathew Nero**
Treasurer: **Francis DePiano**
Member: **Chris Wagner**
Member: **Nick Igdalsky**
Member: **David Moyer**
Member: **James Apgar**
Member: **Cathleen Dunn**
Member: **Robert Miller**
Member: **Tracy Fox**

Strong community partnerships are built with a strong Pocono Mountain Regional Police Foundation

Pocono Mountain Regional Police Foundation

In 2020, the Pocono Mountain Regional Police Foundation continued its strong support to the men and women of the Pocono Mountain Regional Police Department. The PMRPF continued in its philanthropic role to supplement the budget by providing needed training, equipment and community engagement above that of allocated budgetary funds. The Foundation also reaches out and takes a role in supporting our community with various contributions and sponsorships.

In 2019, The PMRPF reimbursed the department for the following equipment:

Equipment	Cost
CPR / AED Training and Supplies	\$1,798.90
SWAT Equipment	\$48,450.00
Criminal Investigations Equipment	\$2,250.00
K9 Supplies and Equipment	\$7,250.44
Accident Reconstruction Equipment	\$752.00
Workplace Safety Equipment	\$762.22
Dues and Fees	Cost
Accreditation Fee	\$1,000.00
K9 NAPWF Dues	\$100.00
Bike Patrol IMBPA Dues	\$180.00
Training	Cost

Pocono Mountain Regional Police Foundation

The PMRPF also engaged in various community outreach initiatives to give back to the community as a whole. These donations included the following:

Philanthropy	Cost
Tobyhanna Little League Sponsorships	\$320.00
Retiree Gifts	\$265.00
Writing Contest for families in need	\$1,500.00
Dunkin Donut Christmas Cards for the Community	\$300.00
Halloween Treat Bags	\$210.95
Toys for Joys	\$500.00

The total amount funded by the PMRPF for 2020 totaled **\$65,639.53**