




2021

# Pocono Mountain Regional Police Annual Report



Chief Christopher Wagner  
Pocono Mountain Regional Police  
Department  
3/18/2022

# Table of Contents:

Introduction	Page 3-5
PMRPC Representatives	Page 6
Pennsylvania County Maps	Page 7
Municipality Fact Sheets	Page 8-9
Employee Fact Sheet	Page 10
Department Employees	Pages 11-12
Organizational Chart	Page 13
Employee Fact Sheet	Page 14
Veteran and Educational Status	Page 15-16
Special Unit Activity	Page 17
Training	Pages 18-21
Partnerships	Page 22
Units of Service / Budget	Page 23-24
Mortgage	Page 24
Changes in Hours	Pages 25-26
Activity	Pages 27-28
Assigned Time Breakdown	Page 29-30
Funds Disbursed through District Courts	Pages 31-32
Municipality Hours / Activity Breakdown	Pages 33-37
Municipality Hourly Comparison	Pages 38-44
Municipality Activity Comparison	Pages 45-51
Purchased Vs. Actual Hours Breakdown	Pages 52-57
Managed Hours Breakdown	Pages 58-62
Municipality Hours Allocation	Pages 63-73
Allocated Time and UCR Trends	Pages 74-83
Uniform Crime Report Data	Pages 84-86
Monroe County Control Center Statistics	Pages 87-88
PMRPD Time Analysis	Pages 89-90
PMRPD Activity Trends	Pages 91-92
State Funded Programs	Page 93
Funds Dispersed through Ordinances	Pages 94-97
Fleet	Pages 98-101
NEPACTTF	Page 102
Pocono Mtn. Regional Police Foundation	Pages 103-105

**To:** The Chairman and members of the Pocono Mountain Regional  
Police Commission  
**From:** Chief Christopher Wagner  
**Subject:** 2021 Annual Report

## Introduction

To the members of the Pocono Mountain Regional Police Commission (PMRPC), I would like to take this opportunity to reflect on your continued support and success of the Pocono Mountain Regional Police Department during the 2021 year. In 2021, the make-up of the Pocono Mountain Regional Police Commission changed slightly with the replacement of a representative from Coolbaugh Township. William Weimer replaced Lynn Kelly as a PMRPC representative in 2021. Additionally, in April, Mount Pocono Borough replaced representative Claudette Williams with Francis O'Boyle. The Mount Pocono representative change vacated the PMRPC secretary position, which had been held by representative Williams. This position was subsequently filled by Michael Penn, also representing Mount Pocono Borough.

The 2021 police commission was an efficient group and expressed their support for the officers and staff of the department through a challenging political and social climate. Several factors including Covid-19, events in Minneapolis MN., and political change at the federal level created an abundance of social and political division nationally, which effected law enforcement. This climate created an opportunity for reflection of the profession, along with how and why our systems and procedures operate the way they do. Through this professional evaluation, both inside professionals and civilian oversight experience was called upon to ensure that the PMRPD is operating to a level of best practices. This working group, coupled with trained and professional police personnel continued a level of police service that is lauded throughout our communities and recognized state-wide.

In 2021, we continued to operate in the Covid-19 environment. Covid-19 mitigation continued to influence and guide many law enforcement operations. Response and interaction protocols continued in a way that was not standard operating procedure. Patrol operations were, at times, limited to reactive enforcement. Proactive interaction was discouraged to limit viral transmission. Health among the officers and staff remained strong. Many officers were infected, but no serious cases resulted, and law enforcement operations were not significantly affected. Our officers and staff continued to report for duty and respond to emergencies within our communities. We continued to operate 24 hours a day, all 365 days of 2021.

Operationally, as in 2020, the department went through various phases whereby we closed our front vestibule for walk-in services, opting for phone only services for secretarial processes and walk in complaints. The proactive patrol operations were limited to avoid face to face contacts, thereby minimizing viral transmission. Restrictions were also put into place regarding certain complaint responses and how those responses would be altered to maximize social distancing and avoid contagion. Various other operational mitigation strategies were utilized to maximize the department's ability to maintain public safety while balancing the health and safety of officers and staff. Officers and staff continued to be provided with various personal protective equipment, while the office building and patrol vehicles were fumigated on multiple occasions. Additionally, we increased the frequency of general cleaning services.

In 2021, we continued to experience staffing fluctuations. These fluctuations continue a trend of instability in the industry. This instability is being experienced both locally and nationally. The department had 5 resignations and 1 retirement. The PMRPD hired 4 new officers and 2 part time support staff members. As mentioned in previous annual reports, 2021 continued to present difficult challenges in the hiring process. 2021 continued the trend of fewer applicants for sworn officers than previous years. Not only were applicant numbers low, but we experienced elevated failure rates on our written test. These two factors resulted in record low applicant numbers coming into the interview process. At the same time, requested police service increased in 2021 by 40 hours per week.

The Regional Department did not have any promotions or lateral transfers in 2021. The department's 4 new officers are Kent Werkheiser, Adam Covert, Martin Ksepka, and Officer Josh Soto. Officer Soto was rehired after his resignation in June.

When looking at significant statistics of the year and taking into account the lingering effect of the pandemic, the PMRPD continued the upward trend in call volume. This upward trend has continued this path since 2014. The call volume increase from 2020 to 2021 was 4.47%. Dispatches from the Monroe County Control Center showed that the PMRPD has received a county high number of dispatches for four consecutive years. By looking at the call volume in conjunction with dispatch data, we are able to recognize the amount of police service that is expected from our municipalities. In 2020, Covid restriction created lock downs and restrictions of public travel. As was expected, these restrictions translated into a reduction of motor vehicle crashes. With the lifting of restrictions in 2021, we saw motor vehicle crashes increase by 10.76%.

When looking at criminal enforcement, the department saw an increase in criminal arrests at 6.37%. Reported crimes continued previous annual trends. Type 1 UCR's or our serious crime, continued a 6-year decline. Type 2 UCR, or our petty crime, continued a 6-year climb.

When looking at hour utilization, the amount of time spent on criminal investigations remained even with 2020 hours. Due to covid restriction lifting, patrol hours climbed from the hours recorded in 2020. Training hours dropped in 2021, as training events and organizations remained chilled due to lingering effects on venues and travel, due to restrictions.

Overall, as with our communities in general, the Pocono Mountain Regional Police have been slowly getting back to pre-pandemic operations. Call volume, accidents, criminal and traffic enforcement have all increased from 2020 numbers. These numbers indicate that our community has a need and expects increased law enforcement services. At the same time, social and political events have challenged hiring and retention not only nationally, but locally. The department continues to strive to match emergency service demand with qualified applicants and personnel.

The officers within PMRPD continue to provide services with an underlying foundation of best practices. This is accomplished through our continual application of Pennsylvania Law Enforcement Accreditation Commission standards. Our officers remain motivated and have continued to serve and protect even through the uncertain events that were witnessed in 2020 and 2021. With the lifting of covid restriction, we look forward to resuming a solid base of police and public interaction and strong community related police interactions. Our goals and mission remain the same, we strive to maintain law, order and safe highways for our residents and visitors. We strive to ensure safe communities that will foster a better quality of life and nurture growth in our businesses. Respectively submitted:

*Christopher Wagner*

Chief Christopher Wagner

# 2021 Pocono Mountain Regional Police Commission

## Tobyhanna Township (3)

- David Moyer (Chairman)
- David Carbone
- Brendon Carroll

## Mount Pocono Borough (2)

- Claudette Williams (Secretary)(January – March)
- Michael Penn (Secretary April – December)
- Francis O’Boyle (Replaced Claudette Williams, April – December)

## Tunkhannock Township (2)

- Fran DePiano (Vice Chairman)
- Crayson Cheung

## Coolbaugh Township (3)

- William Weimer
- Kurt Cummings (Treasurer)
- Anthony LaMantia

## Barrett Township (1)

- John Seese

Solicitor:

Attorney Harry Coleman

Special Labor Council:

Campbell Durant



## 2021 Fact Sheet

Serving the communities of Tobyhanna Township, the Borough of Mount Pocono, Tunkhannock Township, Coolbaugh Township and Barrett Township.



The five municipalities of the Pocono Mountain Regional Police encompass approximately 228 square miles or 38% of the total land mass of Monroe County. We serve an approximate population of 43,299 or 25% of the population of Monroe County.



# Pocono Mountain Regional Police

## 2021 Fact Sheet

<b>Service Area</b>	<b>Square Miles</b>	<b>Road Miles</b>	<b>Municipal Roads</b>	<b>State Roads</b>	<b>Population Served</b>
<b>PMRPD TOTAL</b>	<b>228</b>	<b>335.1</b>	<b>195.17</b>	<b>142.93</b>	<b>43,299</b>
<b>Tobyhanna Township</b>	50	88.68	50.06	38.62	8,315
<b>Mount Pocono Borough</b>	3	21.55	15.95	5.60	3,089
<b>Tunkhannock Township</b>	38	52.66	27.43	25.23	7,037
<b>Coolbaugh Township</b>	85	108.79	63.71	45.08	20,805
<b>Barrett Township</b>	52	63.42	38.02	25.40	4,053

# Employees

<b>Employees</b>	<b>Start of 2021</b>	<b>End of 2021</b>
Sworn Employees	42	41
Non-Sworn Employees	6	7

## 2021 New Hires: 6

Officer Kent Werkheiser: 03/22/2021  
Officer Adam Covert: 04/19/2021  
Officer Martin Ksepka: 04/19/2021  
Officer Josh Soto (rehire): 08/2/2021  
Mechanic Andrew Colyer: 6/14/2021  
Secretary Helena Vernieri 12/8/2021

## 2021 Promotions: 0

## 2021 Lateral Transfers: 0

## 2021 Retirements: 1

Detective John Bohrman: July 31, 2021

## 2021 Resignations: 5

Officer Nathaniel Edmonds: 1/9/2021  
Officer Jack Apgar: 4/4/2021  
Officer Josh Soto: 6/9/2021  
Officer Dan Jones: 11/18/2021  
Mechanic John Fedish: 4/30/2021

## 2021 Separation: 0

# 2021 Pocono Mountain Regional Police Employee Listing

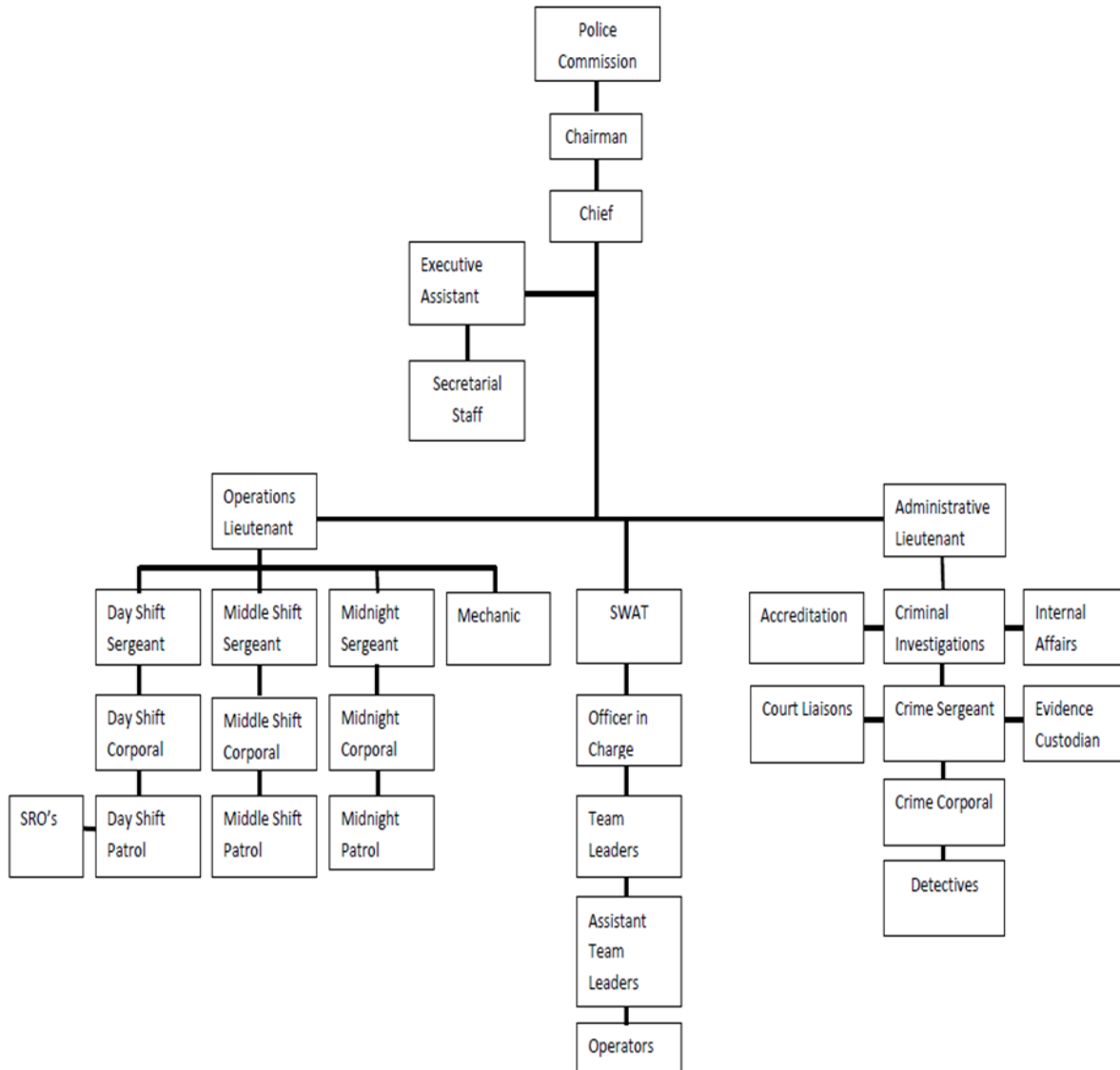
	<b>Title</b>	<b>Badge</b>	<b>Name</b>	<b>Date of Hire</b>	<b>Date of Separation</b>
1	Chief	1	Chris Wagner	6/13/1994	
2	Lieutenant	2	Kris Vogt	1/14/2002	
3	Lieutenant	3	Steve Williams	1/7/1995	
4	*Officer	11	Jeffrey Lutz	2/21/1994	2/28/2022
5	**Detective	27	John Bohrman	7/22/1993	7/31/2021
6	Sergeant	32	Charles LaRue	11/16/1998	
7	*Officer	33	Richard Michaels	2/15/1999	10/1/2024
8	Officer	35	Joseph Lutkowski	1/31/2000	
9	Detective/Sgt.	37	Lucas Bray	1/22/2001	
10	***Officer	39	Daniel Jones	6/19/2002	11/18/2021
11	Corporal	41	Matthew Nero	1/20/2003	
12	School Res. Ofc.	43	Daniel Smelas	10/16/2003	
13	Detective	45	Michael Sciarillo	5/2/2005	
14	Officer	46	Scott Dunlap	6/1/2005	
15	Sergeant	47	Nicholas Mecca	6/5/2006	
16	Corporal	49	Jeff Papi	9/20/2006	
17	Sergeant	50	David Posluszny	1/29/2007	
18	Officer	53	Keith Eichler	7/30/2007	
19	Officer	54	Derek Metzger	2/19/2008	
20	Detective	57	Kyle VanNote	8/4/2008	
21	Detective	58	Donald Scarfo	2/2/2009	
22	Detective	60	Erica Burk	2/2/2009	
23	Det. Cpl.	61	Robert Miller	2/2/2009	
24	Corporal	63	Derek Chaffee	2/2/2009	
25	School Res. Ofc.	65	Jason Wile	8/3/2009	
26	Officer	67	Jesse Bohrman	8/4/2014	
27	School Res. Ofc.	68	Robert Sheranko	9/1/1998	
28	Detective	70	Ryan Venneman	5/1/1999	
29	Officer	71	William Carey	8/1/2000	
30	Officer	74	Carmine Saprana	8/31/2015	
31	***Officer	77	Jack Apgar	10/31/2016	4/4/2021
32	***Officer	81	Nathanial Edmonds	4/9/2018	1/9/2021

# 2021 Pocono Mountain Regional Police Employee Listing

	<b>Title</b>	<b>Badge</b>	<b>Name</b>	<b>Date of Hire</b>	<b>Date of Separation</b>
33	? Officer	82	Joshua Soto	8/2/2021	6/9/2021
34	Officer	83	Austin Price	1/7/2019	
35	Officer	84	Robert Ellis	1/7/2019	
36	Officer	85	Zachary Swingle	1/7/2019	
37	Officer	86	Joseph Apgar	1/7/2019	
38	Officer	87	Daniel Murgia	1/7/2019	
39	Officer	88	Michael Parrent	1/20/2020	
40	Officer	89	Ashley Rzeszewski	1/6/2020	
41	Officer	90	Zachary Scheetz	7/6/2020	
42	Officer	91	Corey Kime	12/14/2020	
43	# Officer	92	Kent Werkehiser	3/22/2021	
44	#Officer	93	Adam Covert	4/19/2021	
45	#Officer	94	Martin Ksepka	4/19/2021	
1	Exec. Assistant		Kathy Matisak	8/15/1988	
2	Records Manager		Barb Wieand	1/14/2002	
3	Secretary		Laura Deane	6/19/2006	
4	Secretary		Marianne Avosso	6/11/2007	
5	Admin. Assistant		Susan Kopp	2/2/2009	
6	Mechanic		John Fedish	2/12/2019	4/30/2021
7	#Mechanic		Andrew Colyer	6/14/2021	
8	#Secretary		Helena Vernieri	12/8/2021	

- \* - Drop Program
- \*\* - Retirement
- \*\*\* - Resignation
- \*\*\*\*-Transfer
- # - New Hire
- ? - Rehire

# 2021 Pocono Mountain Regional Police Organizational Chart



# Pocono Mountain Regional Police

## 2021 Fact Sheet

### **Sick Time:**

6 members of the PMRPD used no sick time during 2021. These Officers were: Lieutenants Steve Williams, Sergeant Charles LaRue, Sergeant David Posluszny, Officer Richard Michaels, Officer Corey Kime, and Officer Zachary Scheetz.

The number of sick days taken during 2021 by all officers was 139 for an average of 3.2 days per officer. Sick time was up by 21% in 2021 as compared with 2020.

The number of sick days taken for non-sworn employees was 32. The average number of sick days for the non-sworn members was 6.5 sick days per employee. This was down from 2020 by 13%.

### **Commendations:**

3 commendations were given out in 2021 to the following Officers:

To: Sergeant Charles LaRue, Corporal Matt Nero, Officer Richard Michaels.

The above officers were dispatched to an ambulance assist at a business within Coolbaugh Township on May 7, 2021. Upon arrival, officers discovered that an adult male had sustained a catastrophic laceration to his arm from a broken mirror. The patient was losing significant amounts of blood and was losing consciousness. Officer immediately applied a tourniquet which stopped blood loss. Officers then established a landing zone for med-evac transport, however, due to a delay, a decision was made to transport the patient via ambulance. While professional medical providers were treating the patient, Officers provided an escort for the ambulance, assisted in maintaining the tourniquet, and also drove the ambulance to the nearest trauma center. During transport, it was reported that the patient lost signs of life. Upon arrival at the hospital, life saving medical attention was rendered and the patient was stabilized. Had it not been for their quick response, medical intervention, and immediate decision making, this incident would have resulted in the loss of life.

# Pocono Mountain Regional Police

## 2021 Fact Sheet

**Higher Education and Veteran Status:** The Pocono Mountain Regional Police has a strong history of hiring officers from diversified background and educational experiences. The Department recognizes the commitment and sacrifice of our veterans and those who have obtained higher educational degrees. The Pocono Mountain Regional Police Department also encourages officers to further their education in the field of criminal justice through higher education and our tuition reimbursement program. The following Officers have earned degrees in higher education and/or have served in our armed forces.

**Veterans:**

<b>Officer</b>	<b>Branch</b>	<b>Years of Service</b>
Sergeant Charles LaRue	United States Marine Corp.	4
Officer Richard Michaels	United States Navy	4
Officer Donald Scarfo	United States Army / PA National Guard	2 / 10
Officer Jason Wile	United States Marine Corp.	4
Officer Jack Apgar	United States Army	4
Officer Robert Ellis	United States Marine Corp.	9
Officer Zach Swingle	PA National Guard	6
Officer Joseph Apgar	United States Marine Corp.	4
Officer Kent Werkheiser	United States Army	5

**Higher Education:**

<b>Officer</b>	<b>Degree</b>	<b>Field</b>
Chief Chris Wagner	Masters Degree	Legal Studies in Criminal Justice
Corporal Robert Miller	Masters Degree	Forensic Investigations
Officer Daniel Jones	Masters Degree	Criminal Justice Administration
Officer Derek Chaffee	Masters Degree	Criminology / Criminal Justice Studies
Officer Josh Soto	Masters Degree	Criminal Justice
Detective Corporal Lucas Bray	Bachelors Degree	Criminal Justice
Corporal Jeff Papi	Bachelors Degree	Criminal Justice
Detective Kyle VanNote	Bachelors Degree	Criminal Justice Administration
Officer Joseph Lutkowski	Bachelors Degree	Criminal Justice
Officer Daniel Smelas	Bachelors Degree	Criminal Justice
Officer Derek Metzger	Bachelors Degree	Sociology

Officer Jesse Bohrman	Bachelors Degree	History
Officer Nate Edmonds	Bachelors Degree	Criminal Justice / Homeland Security
Officer Austin Price	Bachelors Degree	Criminal Justice
Officer Michael Parrent	Bachelors Degree	Administration of Justice
Officer Zachary Scheetz	Bachelors Degree	Criminal Justice
Officer Adam Covert	Bachelors Degree	Criminal Justice
Officer Martin Ksepka	Bachelors Degree	Criminal Justice and Sociology
Lieutenant Kris Vogt	Associates Degree	Criminal Justice
Detective Don Scarfo	Associates Degree	Criminal Justice
Officer Ashley Rzeszewski	Associates Degree	Criminal Justice
Officer Kent Werkheiser	Associates Degree	General Studies



# Pocono Mountain Regional Police

## 2021 Fact Sheet

### **Canine Activity:**

Corporal Matt Nero / K9 Creed: 69 deployments

- \$2,400 US Currency
- 150 bags of Heroin
- 2.5 pounds of Marijuana
- 5 grams of Cocaine
- 340 grams of Crack Cocaine
- 10 grams of Methamphetamine
- 11 guns

5 assists

4 apprehensions

0 bites

3 community events

Officer Joe Lutkowski / K9 Hilo: 10 deployments

- 20-40 grams of Marijuana
- 5 grams of Heroin

0 assists

0 apprehensions

0 bites

0 community events

\* Weights are approximations.

### **SWAT Activity:** 2 Team Activations:

1 in Coolbaugh Township

1 in Barrett Township

# Pocono Mountain Regional Police

## 2021 Fact Sheet

### **Training:**

The Pocono Mountain Regional Police Department strives to provide as much training as possible, given the responsibilities of a law enforcement organization, in relation to the budget allocation. In 2021, the Department budgeted \$31,750 towards training, \$25,000 towards tuition reimbursement, and \$ 12,040 towards Act 120 (Police Academy) training expenses. This training allocation is disbursed between department staff to keep up with the ever-increasing responsibilities of initial and continuing education.

All officers are required to attend the Municipal Police Officer Education and Training Commissions (MPOETC) mandatory updates, PMRPD firearms, less lethal, use of force, CPR, First Aid, and mental health trainings. The department takes a practicality approach, in regard to scheduling of virtual and in person, mandatory MPOETC updates. In person updates are conducted at the PMRPD facility and at the Allentown Police Academy. Virtual updates are taken through the PAVTN (Pennsylvania Virtual Training Network).

The department must also maintain required certifications and re-certifications for department trainers. The PMRPD conducts mandatory, in-house, training that takes place throughout the year. While training opportunities were challenging in 2020 due to covid shut downs and restrictions, 2021, saw some return to normalcy for in person training events. The training environment, however, is still in a recovery phase and opportunities are still challenging in some areas and topics. The Pocono Mountain Regional Police Department received the following training for various officers during 2021:

- 1) Act 120 Certification
- 2) ACT 120 Mandatory Updates
- 3) Active Attack and Integrated Response
- 4) Advanced Criminal Investigation
- 5) ARIDE Training
- 6) ASP Baton Instructor Training
- 7) Automatic External Defibrillator
- 8) Background Investigation for Police Applicants
- 9) Basic Homicide Investigation
- 10) Basic SWAT

## Training Continued

- 11) Below 100
- 12) Blood Stain Patter Recognition
- 13) Building Cultural Awareness
- 14) CLEAN Recertification
- 15) Combined Firearms Tactical Pistol
- 16) Combined Firearms Patrol Carbine
- 17) Conducting a Complete Traffic Stop
- 18) CPIN Training
- 19) CPR training
- 20) Crash Reconstruction Series
- 21) Crime Scene Investigations
- 22) Criminal Investigations
- 23) Critical Incident / Active Shooter Debrief
- 24) Crisis Intervention
- 25) Crisis Negotiations training
- 26) CSI Photography and Evidence Processing
- 27) Deceptive Behavior and Hidden Compartments
- 28) Delivering Death Notifications
- 29) Domestic Violence Response
- 30) Effectively Managing Problem Employees
- 31) Emergency Vehicle Operation
- 32) FBI Detective School
- 33) Field Training Officer
- 34) First Aid training
- 35) Firearms Qualification / Training
- 36) Human Trafficking Investigations
- 37) Incident Command System 100
- 38) Incident Command System 400

## Training Continued

- 39) Incident Command System 700
- 40) Identification of Criminal Vehicles and Occupants
- 41) Input Ace Operator Certification
- 42) Input Ace Video Literacy
- 43) Internal Investigative Functions
- 44) Internet Investigations and Intelligence
- 45) Investigating Sexual Assault
- 46) Investigating Strangulation
- 47) JNET Overview
- 48) Juvenile Justice
- 49) K9 Training
- 50) Leadership
- 51) Legal Updates
- 52) Less Lethal Munitions for Crowd Control
- 53) Lethality Assessment Program
- 54) Lockdown Leadership
- 55) Male Victims of Intimate Partner Violence
- 56) Marksmen Training
- 57) Motorcycle Operator in-house
- 58) Multi Hazard Emergency Planning for Schools
- 59) Naloxone Training
- 60) NAPWDA Certification
- 61) Narcotics Investigations for Patrol
- 62) NE PA Detective School
- 63) NYTOA Tactical Conference
- 64) OC Instructor Training
- 65) Operation Nighthawk
- 66) Property Room Accountability
- 67) Protection of Victims of Sexual Violence

## Training Continued

- 68) Recognizing and Response to Special Needs
- 69) Responding to Domestic Violence
- 70) Responding to LGBTQ Victims
- 71) Reid Technique of Interview and Interrogation
- 72) Safety Committee Recertification
- 73) School Resource Officer State Conference
- 74) Search and Seizure
- 75) Shotgun Armorer for Law Enforcement
- 76) Specialized Vehicle Training
- 77) Standard Field Sobriety Training
- 78) Standard Field Sobriety Refresher Training
- 79) Street Cop Training – Proactive Tactics
- 80) TAC Officer Training
- 81) Tactical Medical First Responder
- 82) Taser Instructor
- 83) Traffic and Patrol Interdiction
- 84) Use of Force
- 85) Use of Force, Police or Tactics
- 86) Utilizing Electronic Surveillance
- 87) Watchguard in-car Camera Training
- 88) Wiretap and Electronic Surveillance Refresher
- 89) Workplace Safety Committee Training

# Pocono Mountain Regional Police Partnerships

## Partnership:

### **1) Pocono Mountain School District – School Resource Officer (SRO) Program**

- The Pocono Mountain Regional Police Department currently has 4 SRO's within the Pocono Mountain School District (PMSD). These Officers are currently positioned within 4 main buildings in the district and rotate on occasion.
- PMSD has reimbursed the PMRPD \$404,046.00 for the SRO program in 2021.
- PMSD has reimbursed the PMRPD \$11,782.77 for extra duty assignments.

### **2) Drug Enforcement Administration Task Force**

- The Pocono Mountain Regional Police continued its partnership with the DEA Task Force in 2021.
- Detective Michael Sciarillo continued as the PMRPD DEA task force representative
- The PMRPD has been reimbursed \$13,597.19 for overtime in 2021.
- The PMRPD has received \$546.00 in asset forfeiture during 2021.

### **3) Monroe County Drug Task Force**

- The Pocono Mountain Regional Police continues to participate in the Monroe County Drug Task Force (MCDTF).
- The MCDTF has reimbursed the PMRPD \$84.44 for overtime in 2021.

### **4) Northeast Pennsylvania Counter Terrorism Task Force (NEPACTTF)**

- The PMRPD continues to participate in the NEPACTTF  
The NEPACTTF has purchased various equipment and provided training for PMRPD SWAT Operations.
- The total cost for the equipment and/or training provided by the NEPACTTF for 2021 was \$ 2,769.47.

### **5) Pocono Mountain Regional Police Foundation (PMRPF)**

- The PMRPD continues to receive support through the Pocono Mountain Regional Police Foundation. In 2021 the PMRPF purchased equipment for and reimbursed the department a total of \$16,056.28, (see pages 103 - 105).

# Pocono Mountain Regional Police

## 2021 Fact Sheet

**Units of Service:**

The Pocono Mountain Regional Police uses a unit of service concept whereby municipalities purchase a requested number of hours by unit. A unit of service is equal to 10 hours of service. This unit of service is known as a Police Protection Unit or PPU. The 2021 cost per PPU was \$40,994.49. Officer’s activity is tracked through the submission of their activity reports. Through the data obtained in these reports, time spent on police activity within our municipalities is broken down and applied to the number of hours requested. This activity is reflected and presented monthly at our police commission meetings.

### 2021 Budget Hours Breakdown

2020 Total Hours Available per Week: 1480

2021 Total Hours Available per Week: 1520

2020 Total Hours Available per Day: 211.42

2021 Total Hours Available per Day: 217.14

### Monthly Hours Days per Month

Municipality	2020 Hours	2021	2021 %	28	30	31
Tobyhanna	458.2	471	30.96	1,883	2017	2084
Mt. Pocono	176.0	181	11.89	723	775	800
Tunkhannock	169.9	174	11.48	698	748	773
Coolbaugh	548.6	563	37.06	2253	2414	2495
Barrett	127.3	131	8.61	523	561	580
<b>Totals</b>	1480	1520	100	<b>6080</b>	<b>6515</b>	<b>6732</b>

2021 Total Income: **\$7,698,609.03**

2021 Total Revenue: **\$8,011,175**

2021 Total Expenses: **\$8,011,175.00**

2021 Unit of Service Cost: **\$40,994.49.90**

# Pocono Mountain Regional Police 2021 Fact Sheet

## 2021 Budget / Mortgage – Municipal Breakdown

### Municipal Budget Contributions:

**Tobyhanna Township:** \$1,928,949.13

**Mount Pocono Borough:** \$741,104.22

**Tunkhannock Township:** \$715,337.52

**Coolbaugh Township:** \$2,309,269.02

**Barrett Township:** \$536,503.14

### Mortgage:

2021 Total Mortgage Paid: \$107,800.14

2021 Total Principal Paid: \$104,869.07

2021 Total Interest Paid: \$2,931.07

Remaining Balance: \$54,282.61

### 2021 Municipal Mortgage Contributions (Jan 2021 – Dec 2021):

**\*Tobyhanna Township:** 0% / \$0

**Mount Pocono Borough:** 31.08% / \$33,504.28

**Tunkhannock Township:** 33.78% / \$36,414.88

**Coolbaugh Township:** 35.13% / \$37,870.18

**\*\*Barrett Township:** 0% / \$0

\*Tobyhanna Township paid off their portion of the mortgage in October 2017.

\*\*Barrett Township as part of the regionalization process does not pay a mortgage contribution and does not have equity interest in the PMRPD building.



# Pocono Mountain Regional Police

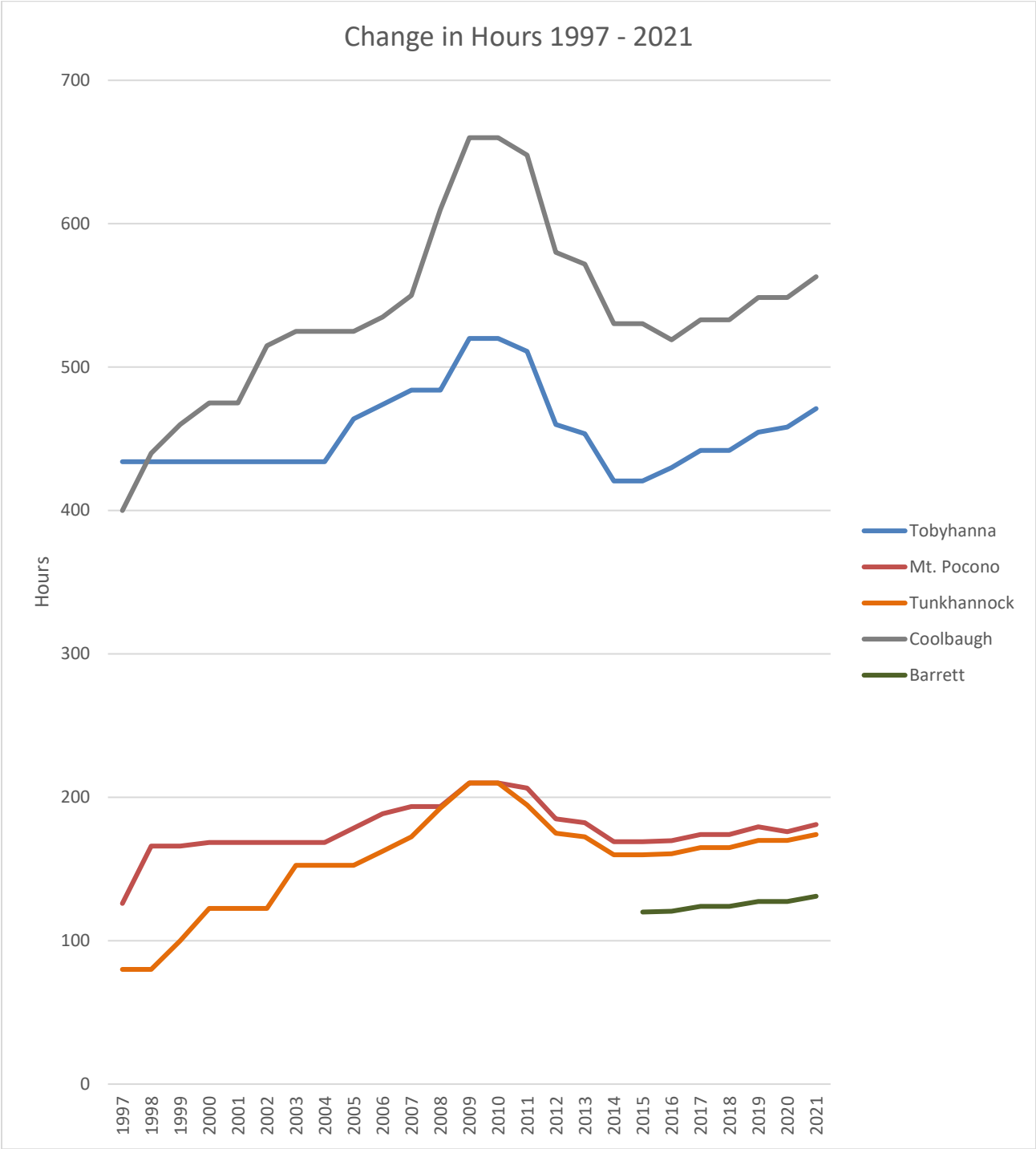
## 2021 Fact Sheet

### Change In Hours 1997 - 2021

Year	Tobyhanna Twp	Mt. Pocono	Tunkhannock Twp	Coolbaugh Twp	Barrett Twp	Change in hours
1997	434	126	80	400	N/A	1040 Total
1998	434	166	80	440	N/A	+80 / 1120 Total
1999	434	166	100	460	N/A	+ 40 / 1160 Total
2000	434	168.5	122.5	475	N/A	+ 40 / 1200 Total
2001	434	168.5	122.5	475	N/A	0 / 1200 Total
2002	434	168.5	122.5	515	N/A	+ 40 / 1240 Total
2003	434	168.5	152.5	525	N/A	+ 40 / 1280
2004	434	168.5	152.5	525	N/A	0 / 1280
2005	464	178.5	152.5	525	N/A	+ 40 / 1320
2006	474	188.5	162.5	535	N/A	+40 / 1360
2007	484	193.5	172.5	550	N/A	+40 / 1400
2008	484	193.5	192.5	610	N/A	+ 80 / 1480
2009	520	210	210	660	N/A	+ 120 / 1600
2010	520	210	210	660	N/A	0 / 1600
2011	511	206.5	194.6	647.9	N/A	- 40 / 1560
2012	460	185	175	580	N/A	- 160 / 1400
2013	453.47	182.3	172.5	571.73	N/A	- 20 / 1380
2014	420.61	169.09	160.00	530.30	N/A	- 100 / 1280
2015	420.61	169.09	160.00	530.30	120.00	1400 Total
2016	430	169.7	160.7	519	120.6	0 / 1400
2017	442	174	165	533	124	+ / 1440
2018	442	174	165	533	124	0 / 1440
2019	454.6	179.5	169.9	548.6	127.4	+40 / 1480
2020	458.2	176.0	169.9	548.6	127.3	0 / 1480
2021	471	181	174	563	131	+40/1520

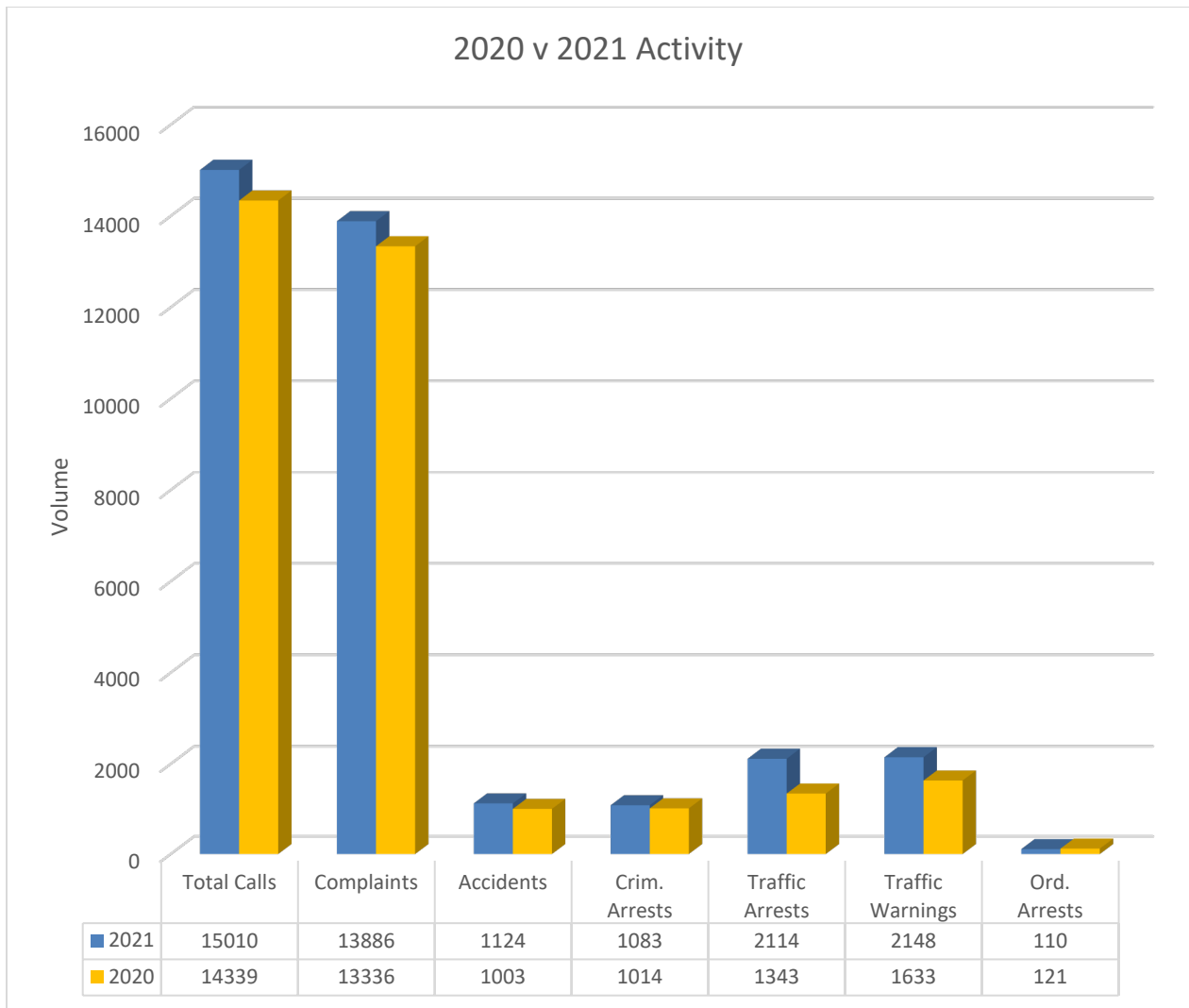
Increase  
Decrease

# Pocono Mountain Regional Police 2021 Fact Sheet



# Pocono Mountain Regional Police Department 2021 vs. 2020 Activity

	2021	2020	Increase / Decrease	Percentage
Total Calls	15010	14339	+671	+ 4.47%
Complaints	13886	13336	+550	+3.96%
Accidents	1124	1003	+121	+10.76%
Criminal Arrests	1083	1014	+69	+6.37%
Traffic Arrests	2114	1343	+771	+36.47%
Traffic Warnings	2148	1633	+515	+23.97%
Ordinance Arrests	110	121	-11	-10.00%



# Pocono Mountain Regional Police Department

## 2021 Total Activity

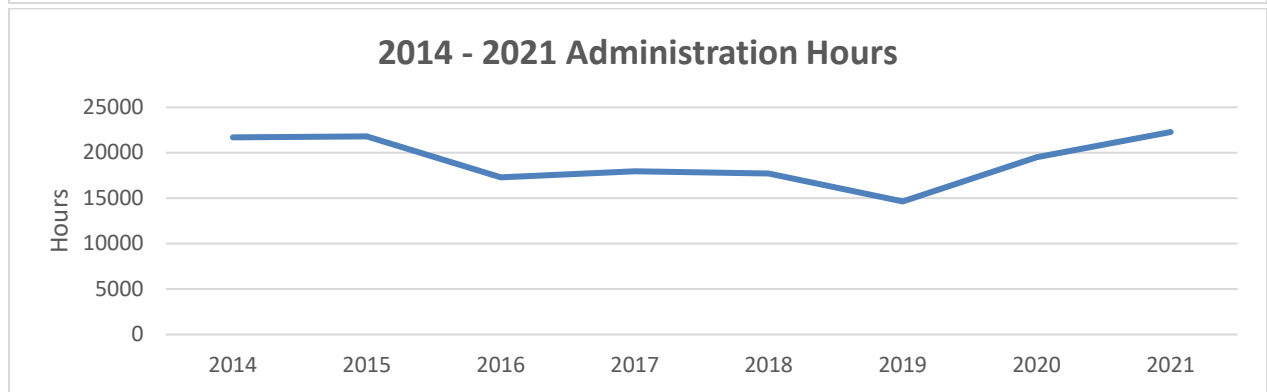
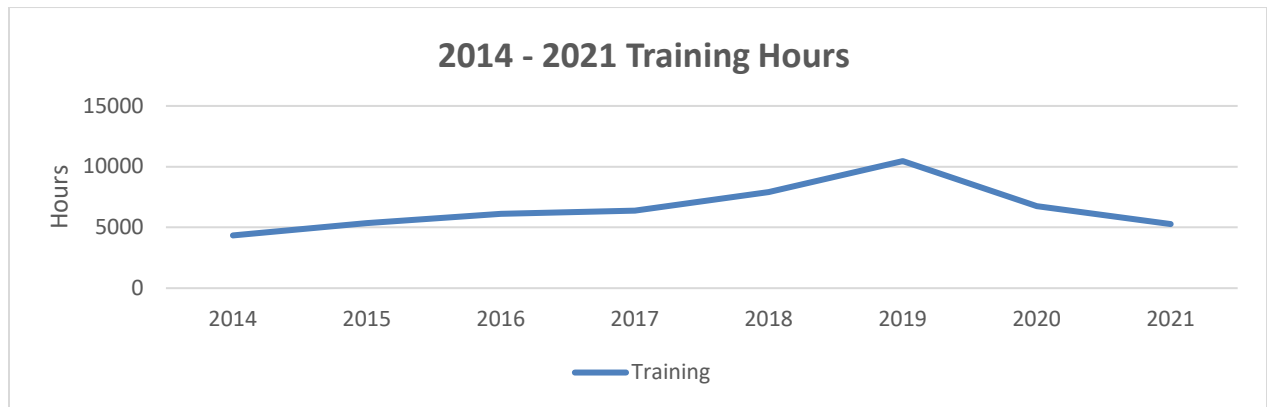
### Hours

### Activity

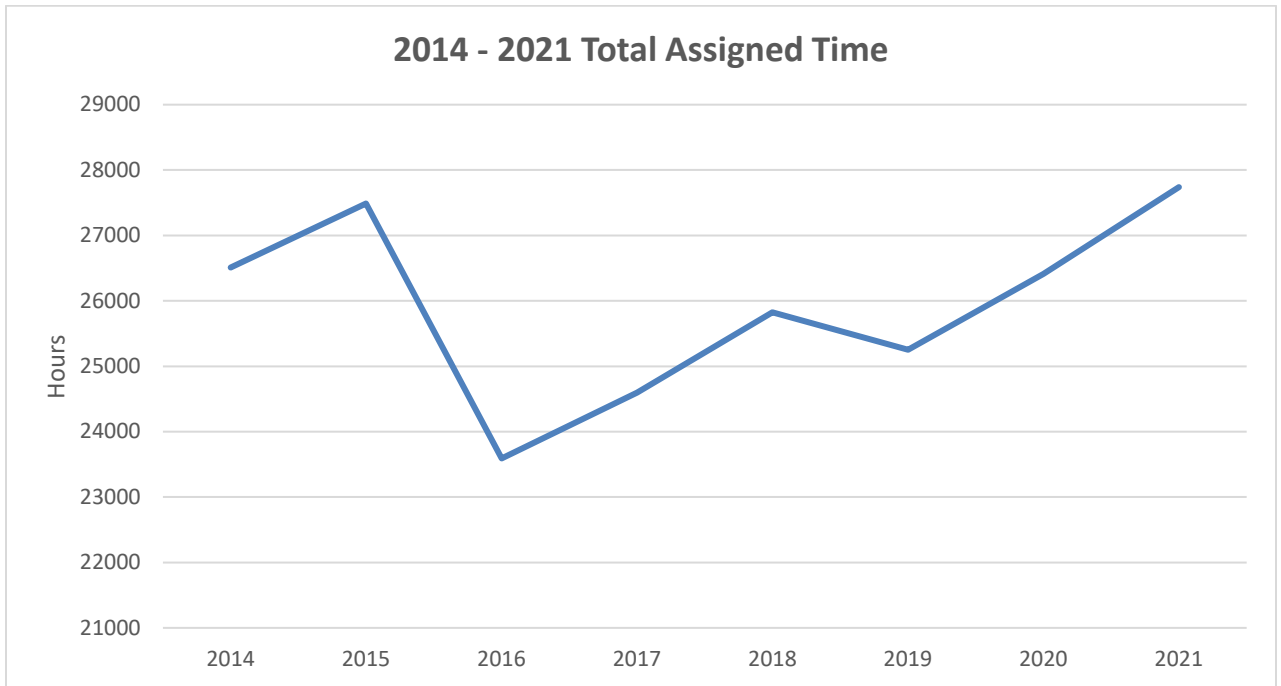
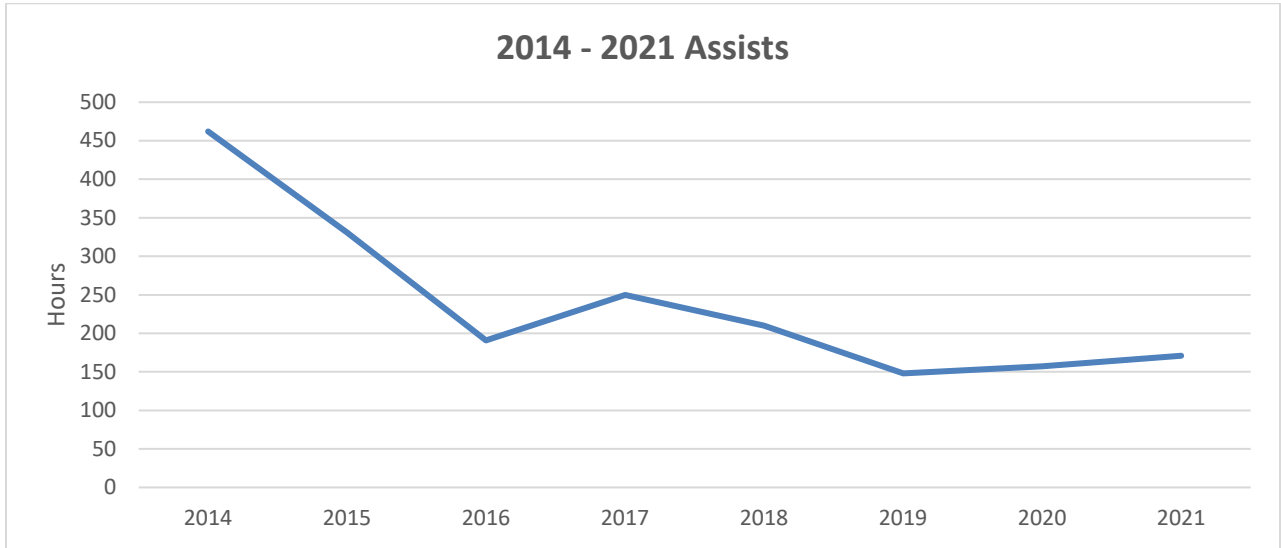
	Patrol	Investigations	Speed Timing	Court	Assigned	Complaints	Accidents	Criminal Arrests	Traffic Arrests	Warning	Ord. Arrests
January	2064	2479	.82	74	2113	950	106	84	132	158	4
February	1841	1808	0	33	2395	918	90	56	107	113	11
March	2125	2376	.48	100	2128	1054	73	86	259	279	5
April	1805	2239	6.2	57	2405	1165	65	80	222	186	10
May	2032	2343	9.1	104	2241	1269	93	136	222	183	12
June	2048	2325	8.35	91	2041	1382	102	91	144	143	4
July	1904	2371	16.1	179	2260	1521	112	97	203	176	8
August	2060	2023	8.4	127	2511	1366	99	93	223	213	12
September	2085	1850	3.1	152	2424	1100	101	74	161	201	10
October	2039	2029	3.0	157	2502	1116	86	116	167	143	7
November	2178	1908	1.7	195	2230	1028	104	85	176	217	10
December	2340	1758	4.0	145	2482	1017	93	85	98	136	17
<b>Total</b>	<b>24527</b>	<b>25514</b>	<b>61.5</b>	<b>1420</b>	<b>27739</b>	<b>13886</b>	<b>1124</b>	<b>1083</b>	<b>2114</b>	<b>2148</b>	<b>110</b>

# Pocono Mountain Regional Police Assigned Time Breakdown

	Training	Administration	Assists	Total
<b>January</b>	297.0	1814.2	2.1	2113.4
<b>February</b>	433.9	1958.1	3.6	2395.7
<b>March</b>	315.8	1804.9	7.6	2128.4
<b>April</b>	831.3	1546.2	28.1	2405.7
<b>May</b>	415.7	1818.9	7.2	2241.9
<b>June</b>	331.9	1690.7	18.6	2041.2
<b>July</b>	222.5	2030.0	7.6	2260.2
<b>August</b>	443.2	2053.8	14.68	2511.8
<b>September</b>	845.2	1552.2	27.07	2424.5
<b>October</b>	760.1	1707.0	35.4	2502.6
<b>November</b>	215.5	2002.6	12.5	2230.7
<b>December</b>	172.6	2303.5	6.7	2482.8
<b>Total</b>	<b>5285.1</b>	<b>22282.7</b>	<b>171.5</b>	<b>27739.4</b>



# Pocono Mountain Regional Police Assigned Time Breakdown



# Pocono Mountain Regional Police Department

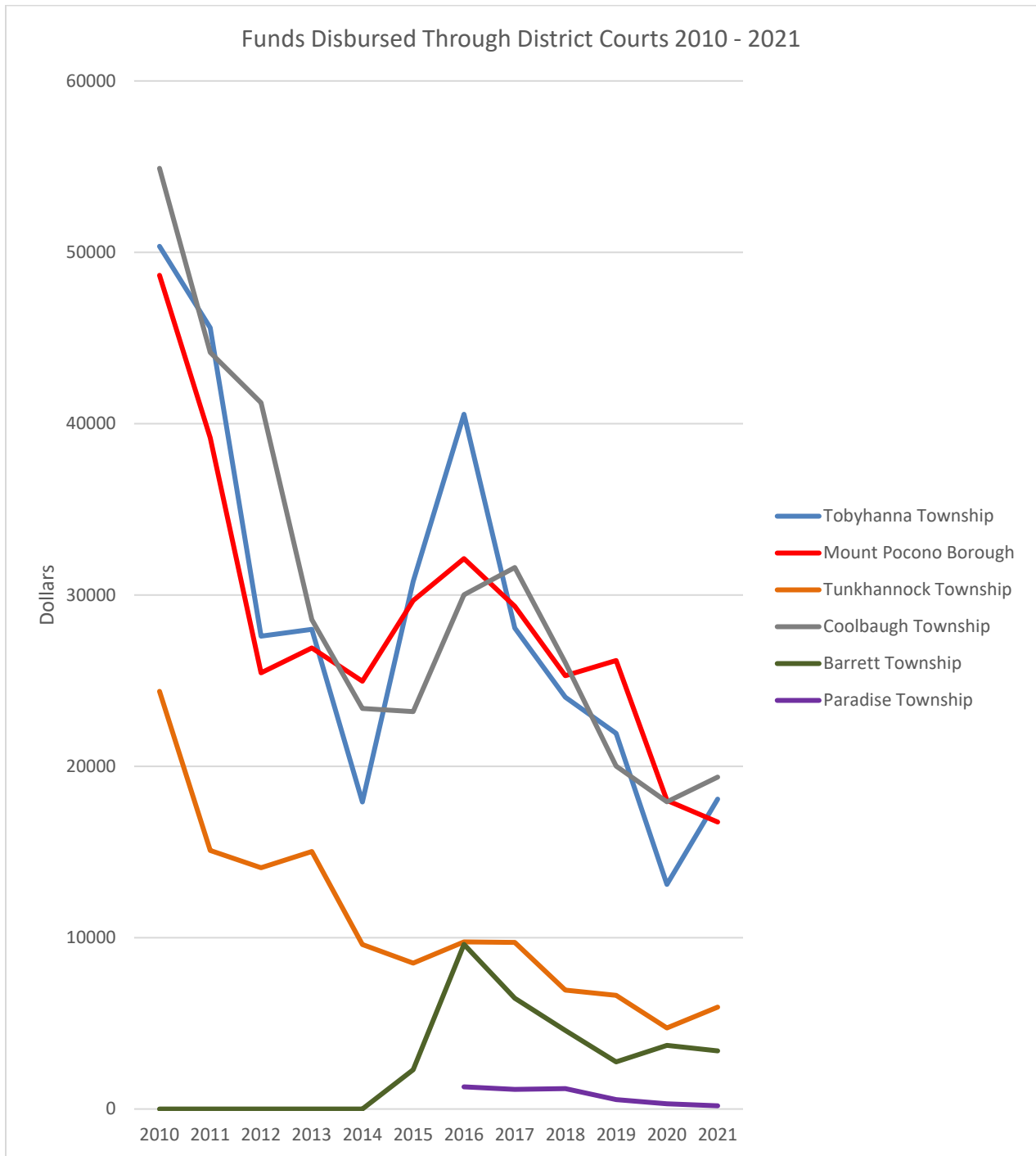
## 2021 District Courts

### Funds Dispersed from District Courts 2011 – 2021

	2011	2012	2013	2014	2015	2016	2017	%
Tobyhanna Township	\$45,599	\$27,591	\$27,988	\$17,924	\$30,789	\$40,545	\$28,064	26%
Mount Pocono Borough	\$39,165	\$25,458	\$26,908	\$24,966	\$29,676	\$32,120	\$29,345	28%
Tunkhannock Township	\$15,086	\$14,080	\$15,023	\$9,605.07	\$8,512	\$9,752	\$9,720	9%
Coolbaugh Township	\$44,151	\$41,224	\$28,558	\$23,380	\$23,192	\$30,018	\$31,607	30%
* Barrett Township					\$2,292	\$9,608	\$6,468	6%
Paradise Township						\$1,294	\$1,153	1%
<b>Total</b>	<b>\$144,002</b>	<b>\$108,354</b>	<b>\$98,508</b>	<b>\$75,877</b>	<b>\$94,464</b>	<b>\$123,337</b>	<b>106,357</b>	<b>100%</b>

	2018	%	2019	%	2020	%	2021	%
Tobyhanna Township	\$24,030.87	27	\$21,925.57	28%	\$13,107.44	23%	\$18,089.51	28%
Mount Pocono Borough	\$25,289.16	28	\$26,182.60	33%	\$18,009.25	31%	\$16,749.99	26%
Tunkhannock Township	\$6,947.76	7	\$6,630.32	8%	\$4,730.56	8%	\$5,949.82	9%
Coolbaugh Township	\$26,053.61	29	\$20,014.99	25%	\$17,928.31	31%	\$19,375.17	30%
Barrett Township	\$4,589.00	5	\$2,748.65	3%	3,706.94	6%	\$3,394.49	5%
Paradise Township	\$1,199.95	1	\$545.77	.7%	\$307.86	.5%	\$187.63	0%
<b>Total</b>	<b>\$88,110.35</b>	<b>100%</b>	<b>\$78,047.90</b>		<b>\$57,790.36</b>		<b>63,749.61</b>	

# Pocono Mountain Regional Police Department 2010 - 2021 District Courts





# Pocono Mountain Regional Police Municipality Breakdown

## Tobyhanna Township

	Patrol	Investigation	Tracker	Court	Assigned	Total
<b>January</b>	966.1	474.0	0	6.9	654.3	<b>2101.4</b>
<b>February</b>	951.8	488.9	0	9	741.7	<b>2191.4</b>
<b>March</b>	1014.5	537.9	.4	21.2	658.9	<b>2233.1</b>
<b>April</b>	797.4	465.7	6.2	12.3	744.8	<b>2026.4</b>
<b>May</b>	825.6	604.5	6.9	16.4	694.1	<b>2147.6</b>
<b>June</b>	857.7	602.1	7.2	21.5	631.9	<b>2120.4</b>
<b>July</b>	780.4	662.4	10.6	25.8	699.7	<b>2179.1</b>
<b>August</b>	668.2	440.9	1.6	22.7	777.6	<b>1911.2</b>
<b>September</b>	768.1	365.4	0	6.6	750.6	<b>1890.8</b>
<b>October</b>	714.6	397.6	0	22.0	774.8	<b>1909.1</b>
<b>November</b>	789.7	504.7	.6	46.8	690.6	<b>2032.6</b>
<b>December</b>	909.6	408.0	0	31.1	768.7	<b>2117.4</b>
<b>Total</b>	<b>10044.2</b>	<b>5952.3</b>	<b>33.75</b>	<b>242.7</b>	<b>8588.1</b>	<b>24861.1</b>

	Total Calls	Complaints	Accidents	Criminal Arrests	Traffic Arrests	Traffic Warnings	Ordinance Arrests
<b>January</b>	293	261	32	25	48	57	1
<b>February</b>	261	238	23	13	56	46	2
<b>March</b>	294	272	22	21	97	93	1
<b>April</b>	319	304	15	32	85	71	2
<b>May</b>	358	331	27	28	84	70	3
<b>June</b>	402	365	37	28	52	37	2
<b>July</b>	490	461	29	37	68	57	1
<b>August</b>	382	353	29	23	55	67	2
<b>September</b>	318	283	35	17	47	50	3
<b>October</b>	299	279	20	31	47	39	0
<b>November</b>	281	246	35	18	47	61	3
<b>December</b>	254	229	25	30	21	28	1
<b>Total</b>	<b>3951</b>	<b>3622</b>	<b>329</b>	<b>303</b>	<b>707</b>	<b>676</b>	<b>21</b>

# Pocono Mountain Regional Police Municipality Breakdown

## Mount Pocono Borough

	Patrol	Investigation	Tracker	Court	Assigned	Total
<b>January</b>	181.5	234.9	0	25.7	251.2	<b>693.5</b>
<b>February</b>	79.9	163.7	0	6.0	284.8	<b>534.5</b>
<b>March</b>	124.1	420.6	0	21.7	253.0	<b>819.6</b>
<b>April</b>	89.93	313.3	0	11.9	286.0	<b>701.2</b>
<b>May</b>	123.1	307.1	.7	29.3	266.5	<b>726.8</b>
<b>June</b>	128.4	321.3	1.1	29.3	242.7	<b>722.9</b>
<b>July</b>	208.1	250.7	0	23.4	268.7	<b>751.0</b>
<b>August</b>	188.0	270.4	0	27.2	298.6	<b>784.4</b>
<b>September</b>	208.8	243.3	0	34.1	288.2	<b>774.5</b>
<b>October</b>	226.6	204.2	0	21.2	297.5	<b>749.7</b>
<b>November</b>	246.5	232.5	0	48.2	265.2	<b>792.6</b>
<b>December</b>	225.2	205.8	2.0	36.3	295.2	<b>764.6</b>
<b>Total</b>	<b>2030.6</b>	<b>3168.3</b>	<b>3.85</b>	<b>314.8</b>	<b>3298.2</b>	<b>8815.8</b>

	Total Calls	Complaints	Accidents	Criminal Arrests	Traffic Arrests	Traffic Warnings	Ordinance Arrests
<b>January</b>	148	128	20	15	31	24	3
<b>February</b>	143	124	19	8	27	18	7
<b>March</b>	167	151	16	29	47	48	1
<b>April</b>	175	154	21	15	45	28	8
<b>May</b>	228	201	27	46	64	41	5
<b>June</b>	223	199	24	22	27	37	2
<b>July</b>	235	213	22	21	36	33	1
<b>August</b>	223	208	15	28	50	58	8
<b>September</b>	180	154	26	19	40	53	3
<b>October</b>	179	153	26	25	35	37	5
<b>November</b>	186	166	20	21	51	69	4
<b>December</b>	177	159	18	13	31	44	10
<b>Total</b>	<b>2264</b>	<b>2010</b>	<b>254</b>	<b>262</b>	<b>484</b>	<b>490</b>	<b>57</b>

# Pocono Mountain Regional Police Municipality Breakdown

## Tunkhannock Township

	Patrol	Investigation	Tracker	Court	Assigned	Total
<b>January</b>	191.4	203.1	0	2.2	242.6	<b>639.4</b>
<b>February</b>	244.8	168.1	0	2.4	275.0	<b>690.4</b>
<b>March</b>	297.4	211.9	0	5.5	244.3	<b>759.3</b>
<b>April</b>	287.5	135.4	0	5.7	276.1	<b>704.9</b>
<b>May</b>	275.0	255.8	0	13.0	257.3	<b>801.2</b>
<b>June</b>	478.0	404.0	0	1.0	234.3	<b>1117.3</b>
<b>July</b>	203.6	246.0	0	2.0	259.4	<b>711.2</b>
<b>August</b>	290.6	254.0	3.6	4.7	288.3	<b>841.4</b>
<b>September</b>	296.1	212.0	1.1	0	278.3	<b>787.6</b>
<b>October</b>	266.4	284.4	.8	23.75	287.3	<b>862.7</b>
<b>November</b>	218.6	231.8	1.0	17.0	256.0	<b>724.5</b>
<b>December</b>	243.9	242.0	.4	16.73	285.0	<b>788.2</b>
<b>Total</b>	<b>3293.7</b>	<b>2848.9</b>	<b>7.1</b>	<b>94.25</b>	<b>3184.4</b>	<b>9428.5</b>

	Total Calls	Complaints	Accidents	Criminal Arrests	Traffic Arrests	Traffic Warnings	Ordinance Arrests
<b>January</b>	110	95	15	9	7	13	0
<b>February</b>	128	121	7	6	7	21	0
<b>March</b>	126	117	9	8	34	35	0
<b>April</b>	133	131	2	0	25	27	0
<b>May</b>	162	162	12	13	14	19	0
<b>June</b>	207	207	8	11	13	20	0
<b>July</b>	187	187	13	8	16	7	0
<b>August</b>	193	193	9	5	17	13	0
<b>September</b>	167	167	7	5	8	17	0
<b>October</b>	158	158	12	5	13	8	0
<b>November</b>	133	133	12	6	12	13	0
<b>December</b>	117	117	15	3	10	10	0
<b>Total</b>	<b>1821</b>	<b>1821</b>	<b>121</b>	<b>79</b>	<b>176</b>	<b>203</b>	<b>0</b>

# Pocono Mountain Regional Police

## Municipality Breakdown

Coolbaugh Township

	Patrol	Investigation	Tracker	Court	Assigned	Total
<b>January</b>	542.3	1451.6	.8	34.0	783.2	<b>2812.0</b>
<b>February</b>	368.6	878.3	0	14.7	887.8	<b>2149.5</b>
<b>March</b>	489.0	856.6	0	35.6	788.8	<b>2170.0</b>
<b>April</b>	485.3	1131.8	0	17.7	891.5	<b>2526.3</b>
<b>May</b>	601.7	1028.4	0	29.5	830.8	<b>2490.6</b>
<b>June</b>	454.9	892.9	0	29.9	756.4	<b>2134.2</b>
<b>July</b>	539.1	1083.0	1.8	128.6	837.6	<b>2590.2</b>
<b>August</b>	662.1	939.4	1.6	60.2	930.8	<b>2594.2</b>
<b>September</b>	615.4	907.4	1	87.4	898.5	<b>2509.9</b>
<b>October</b>	599.4	1006.3	.6	84.2	927.4	<b>2618.0</b>
<b>November</b>	655.6	856.0	0	73.9	826.7	<b>2412.2</b>
<b>December</b>	690.0	764.6	0	55.0	920.1	<b>2429.9</b>
<b>Total</b>	<b>6703.6</b>	<b>11796.6</b>	<b>5.9</b>	<b>651.2</b>	<b>10280.2</b>	<b>29437.6</b>

	Total Calls	Complaints	Accidents	Criminal Arrests	Traffic Arrests	Traffic Warnings	Ordinance Arrests
<b>January</b>	422	389	33	31	39	50	0
<b>February</b>	403	365	38	27	14	18	2
<b>March</b>	457	438	19	25	73	89	3
<b>April</b>	518	497	21	28	57	53	0
<b>May</b>	518	495	23	47	54	44	4
<b>June</b>	549	522	27	27	46	44	0
<b>July</b>	601	555	46	24	74	65	6
<b>August</b>	567	532	35	29	82	64	2
<b>September</b>	432	404	28	31	62	75	4
<b>October</b>	477	454	23	48	63	50	2
<b>November</b>	444	412	32	39	61	60	3
<b>December</b>	471	446	25	36	33	50	6
<b>Total</b>	<b>5859</b>	<b>5509</b>	<b>350</b>	<b>392</b>	<b>658</b>	<b>662</b>	<b>32</b>

# Pocono Mountain Regional Police

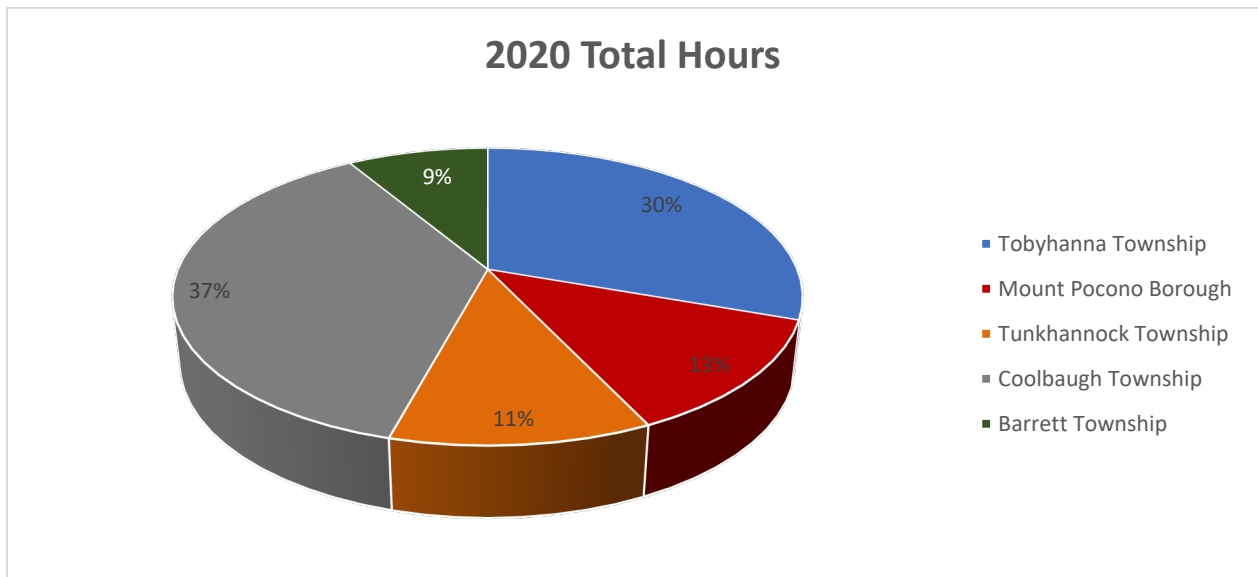
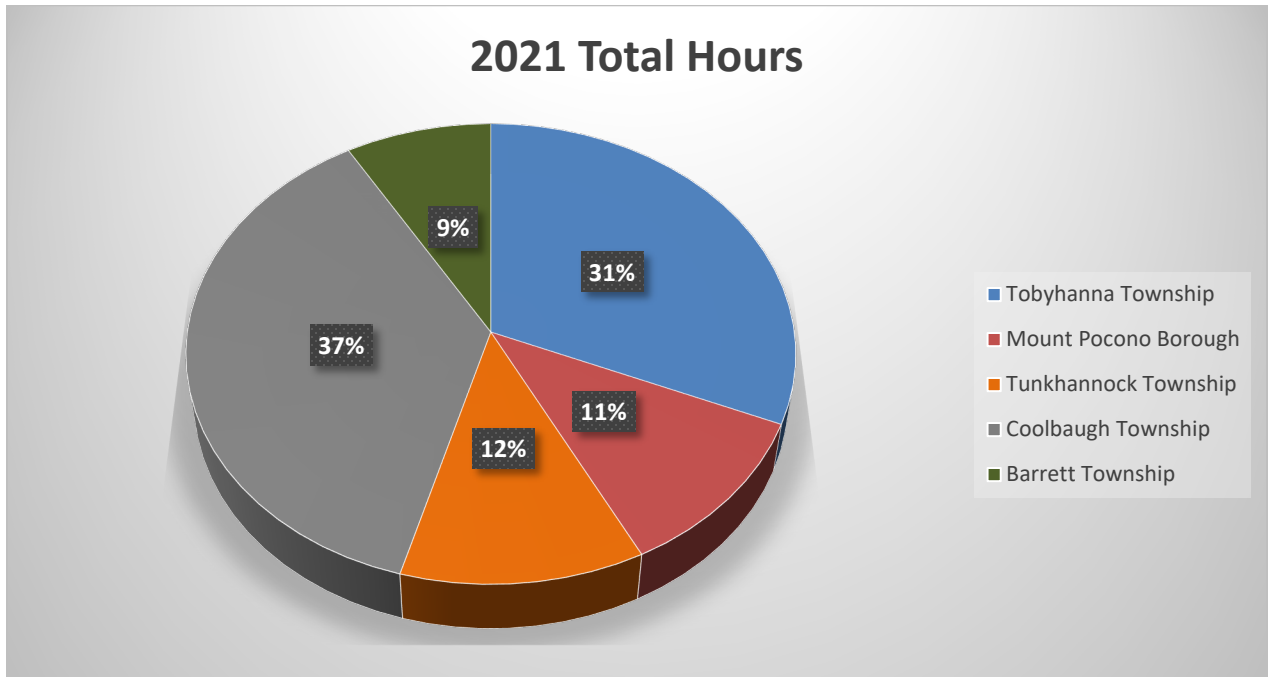
## Municipality Breakdown

### Barrett Township

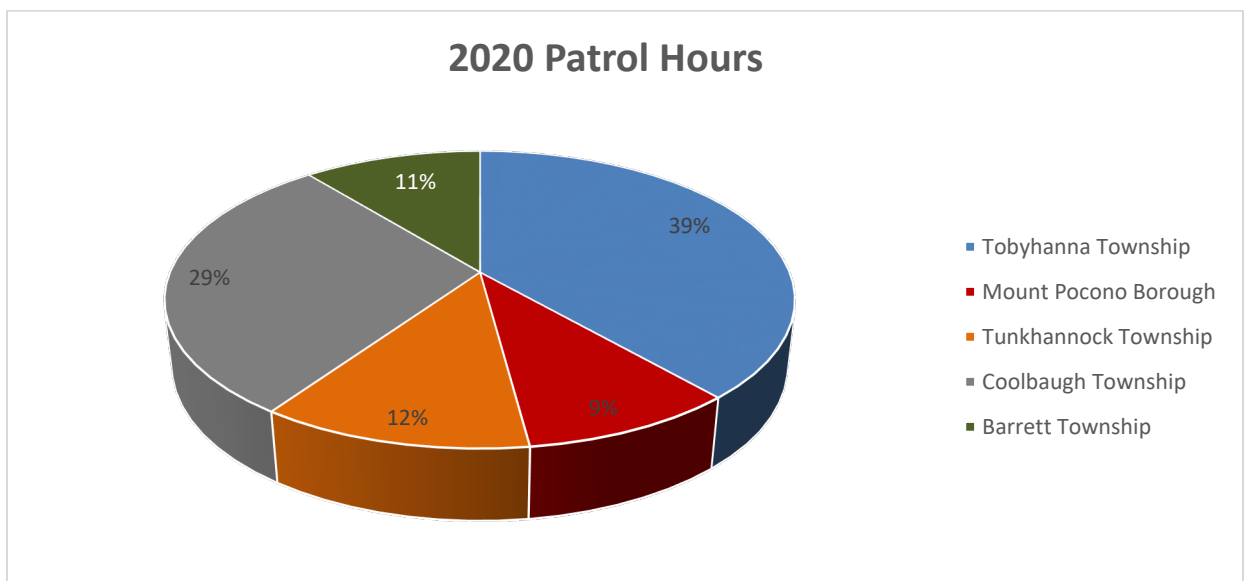
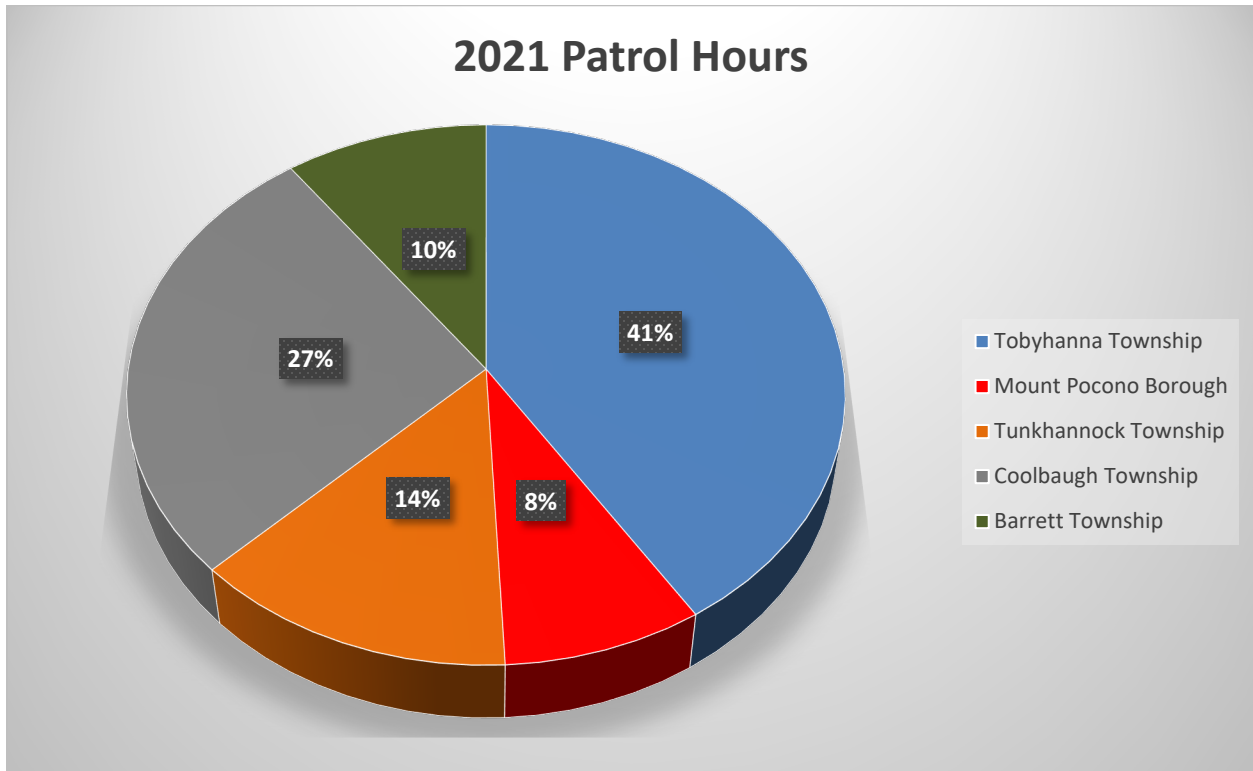
	Patrol	Investigation	Tracker	Court	Assigned	Total
<b>January</b>	183.0	115.4	0	5.1	181.9	<b>485.5</b>
<b>February</b>	196.7	109.4	0	1.5	206.2	<b>513.9</b>
<b>March</b>	200.7	349.6	0	16.0	183.2	<b>749.7</b>
<b>April</b>	145.4	193.1	0	10.3	207.1	<b>555.9</b>
<b>May</b>	207.0	147.5	1.5	16.5	193.0	<b>565.6</b>
<b>June</b>	128.8	105.5	0	9.7	175.7	<b>419.9</b>
<b>July</b>	173.2	128.7	3.6	0	194.6	<b>500.3</b>
<b>August</b>	251.9	118.7	1.5	12.2	216.2	<b>600.7</b>
<b>September</b>	196.4	121.9	1.0	23.8	208.7	<b>552.0</b>
<b>October</b>	232.1	136.5	1.5	6.5	215.4	<b>592.2</b>
<b>November</b>	267.7	83.9	0	9.3	192.0	<b>552.9</b>
<b>December</b>	272.0	137.9	1.5	6.5	213.7	<b>631.7</b>
<b>Total</b>	<b>2455.2</b>	<b>1748.5</b>	<b>10.9</b>	<b>117.6</b>	<b>2388.3</b>	<b>6720.8</b>

	Total Calls	Complaints	Accidents	Criminal Arrests	Traffic Arrests	Traffic Warnings	Ordinance Arrests
<b>January</b>	82	76	6	4	7	14	0
<b>February</b>	73	70	3	2	3	10	0
<b>March</b>	79	72	7	3	8	14	0
<b>April</b>	81	75	6	5	10	7	0
<b>May</b>	94	90	4	2	6	9	0
<b>June</b>	101	95	6	3	6	5	0
<b>July</b>	117	115	2	7	9	14	0
<b>August</b>	98	87	11	8	19	11	0
<b>September</b>	98	93	5	2	4	6	0
<b>October</b>	88	84	4	7	8	9	0
<b>November</b>	85	81	4	1	5	12	0
<b>December</b>	90	80	10	3	2	3	0
<b>Total</b>	<b>1086</b>	<b>1018</b>	<b>68</b>	<b>47</b>	<b>87</b>	<b>114</b>	<b>0</b>

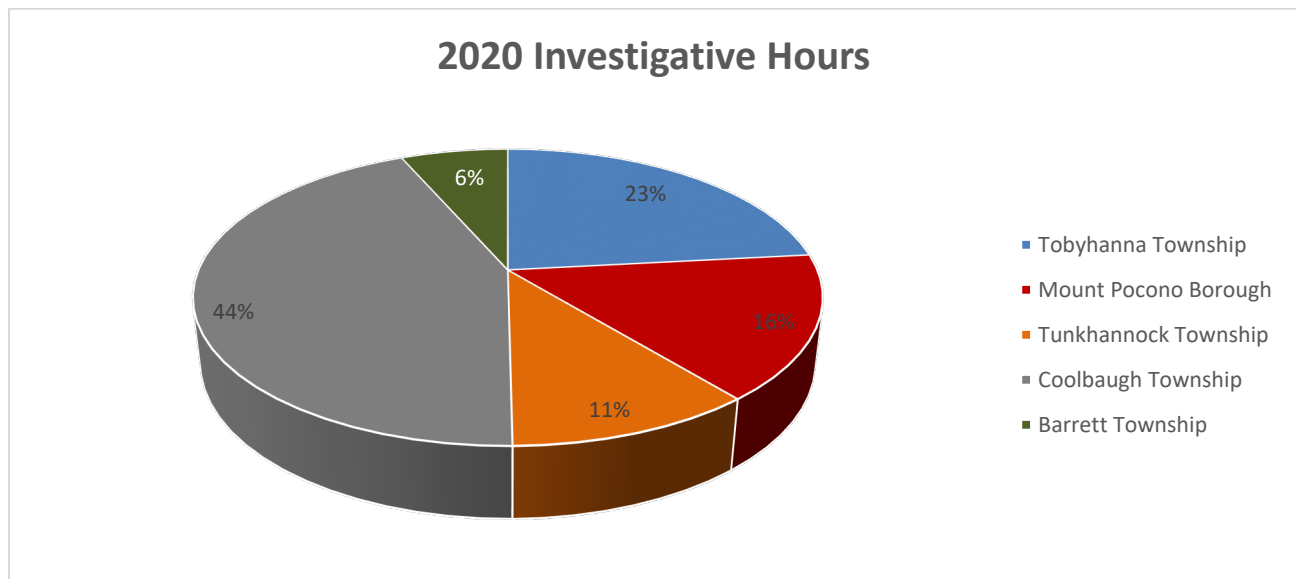
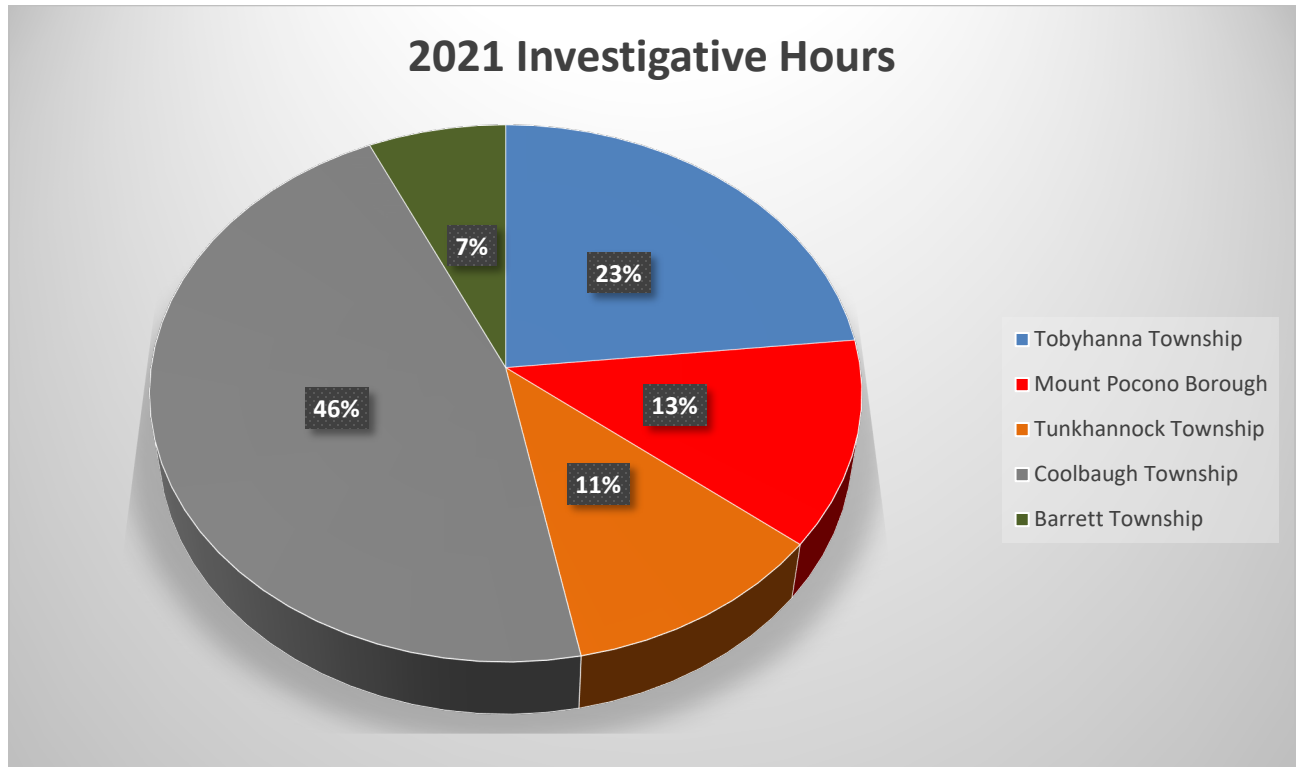
# Pocono Mountain Regional Police Department 2021 Hourly Comparison



# Pocono Mountain Regional Police Department 2021 Hourly Comparison

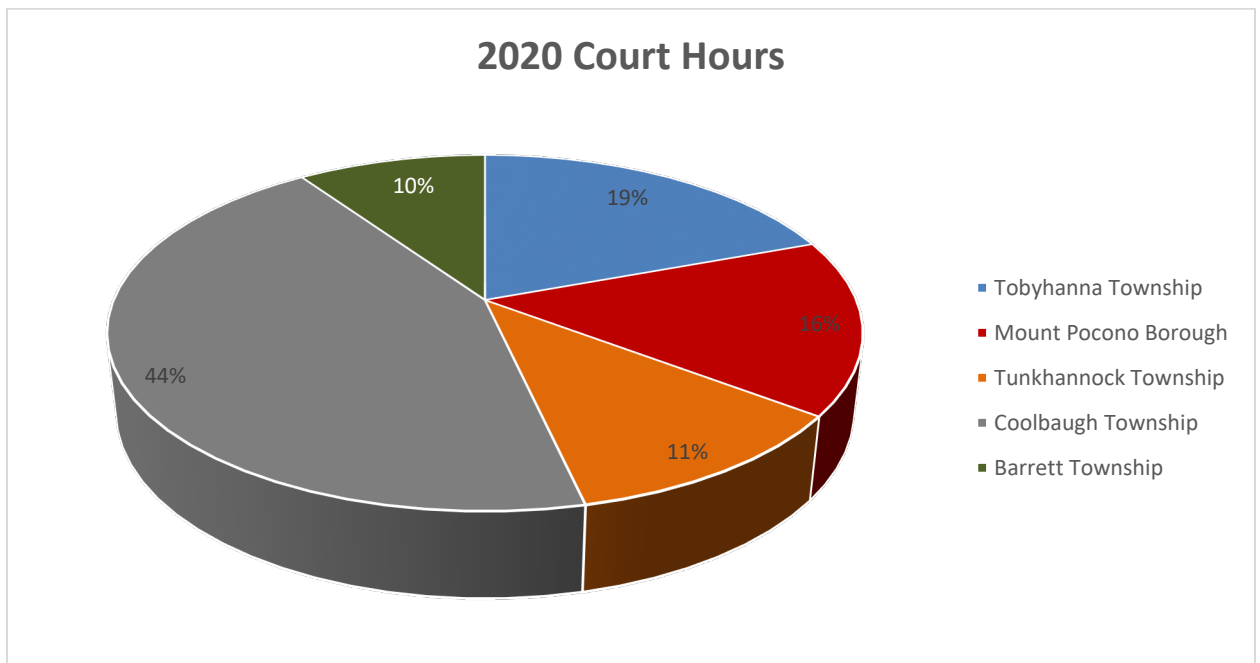
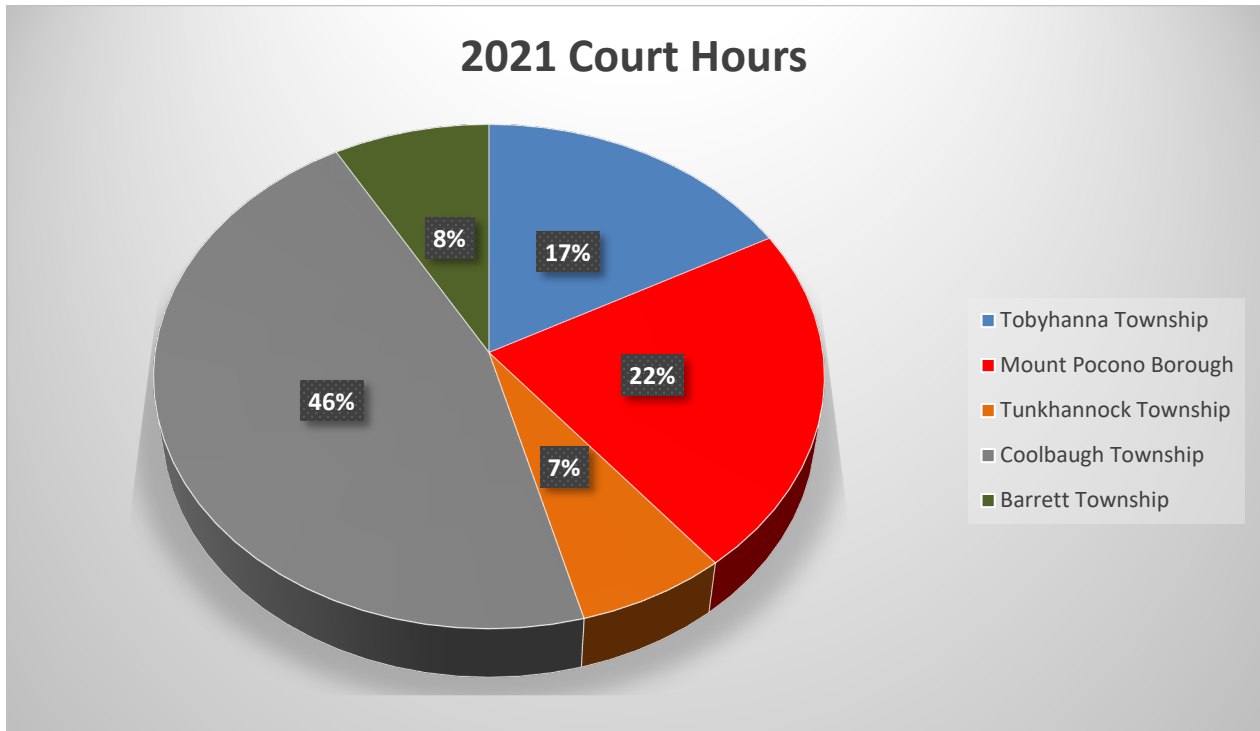


# Pocono Mountain Regional Police Department 2021 Hourly Comparison

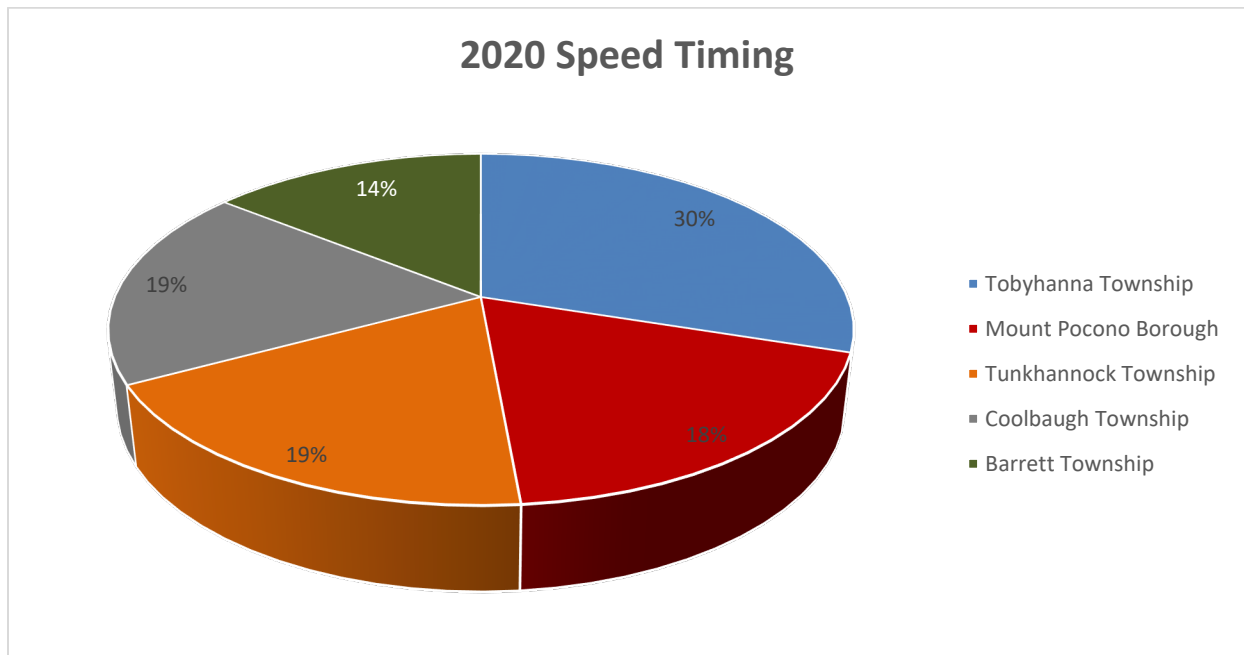
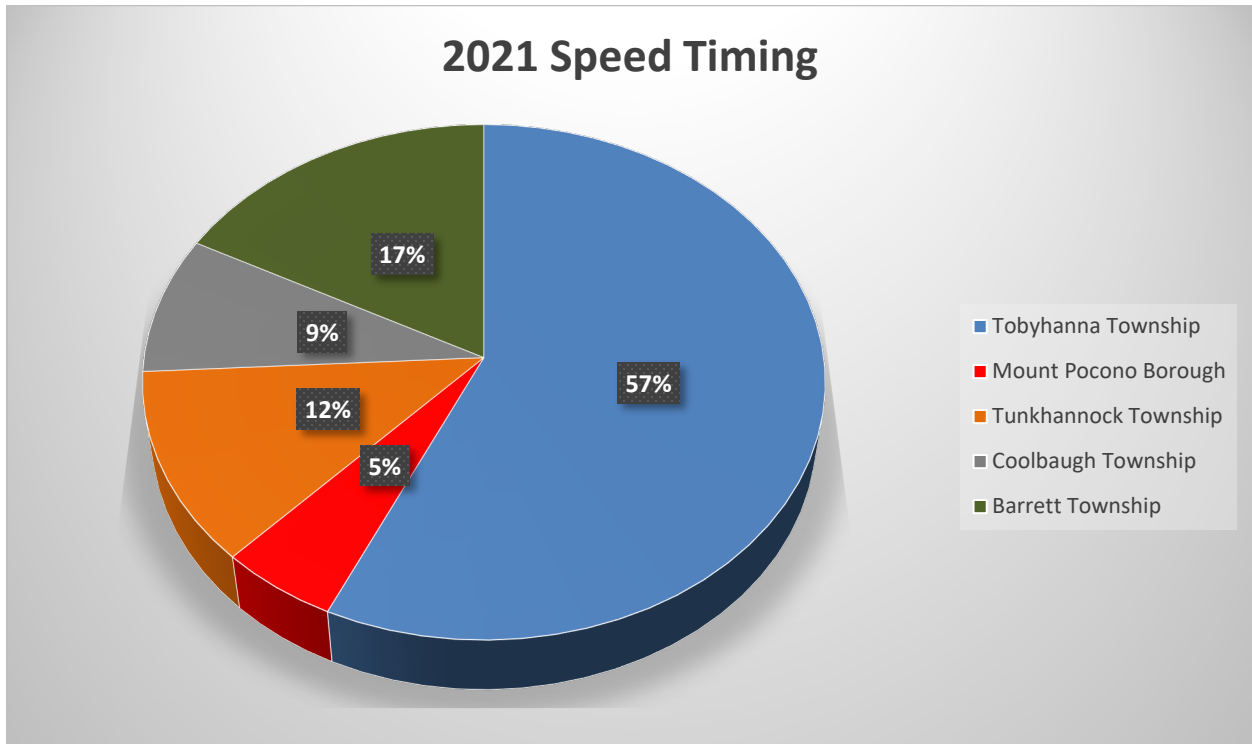




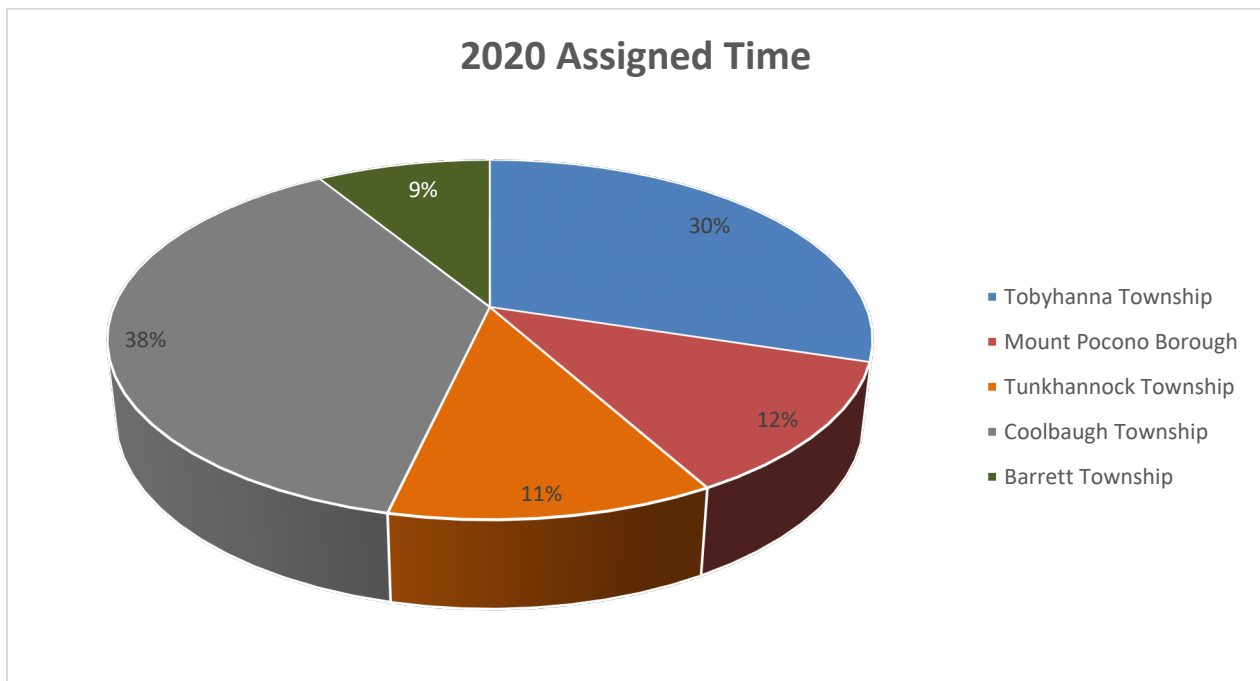
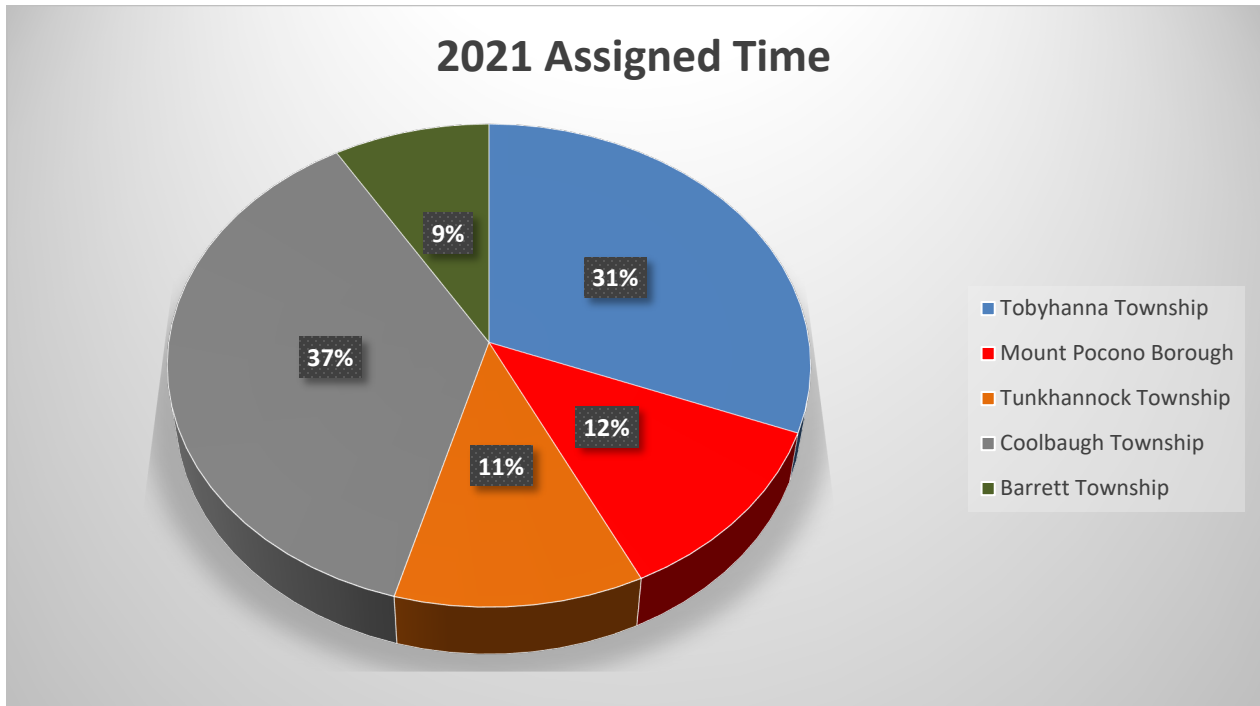
# Pocono Mountain Regional Police Department 2021 Hourly Comparison



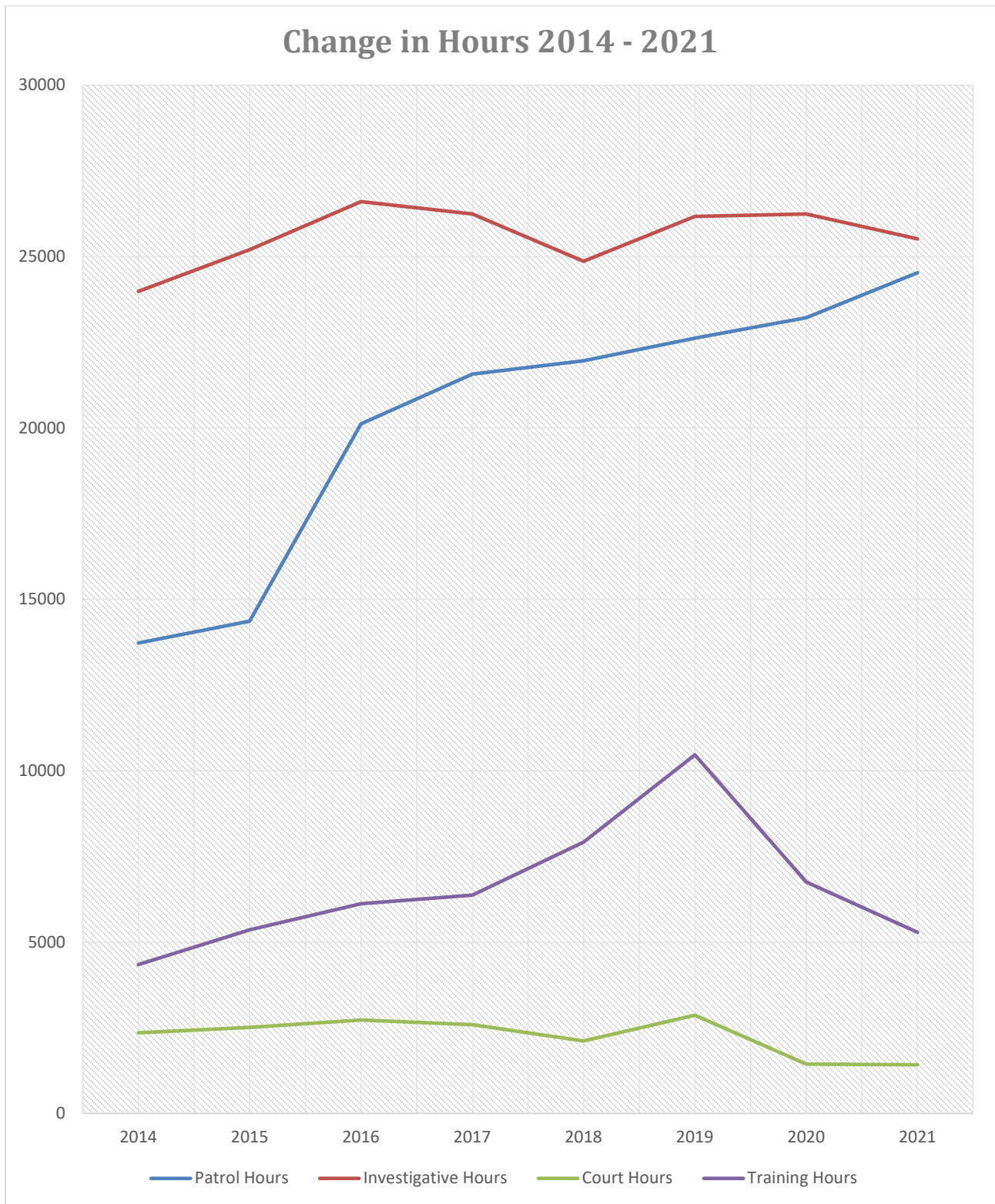
# Pocono Mountain Regional Police Department 2021 Hourly Comparison



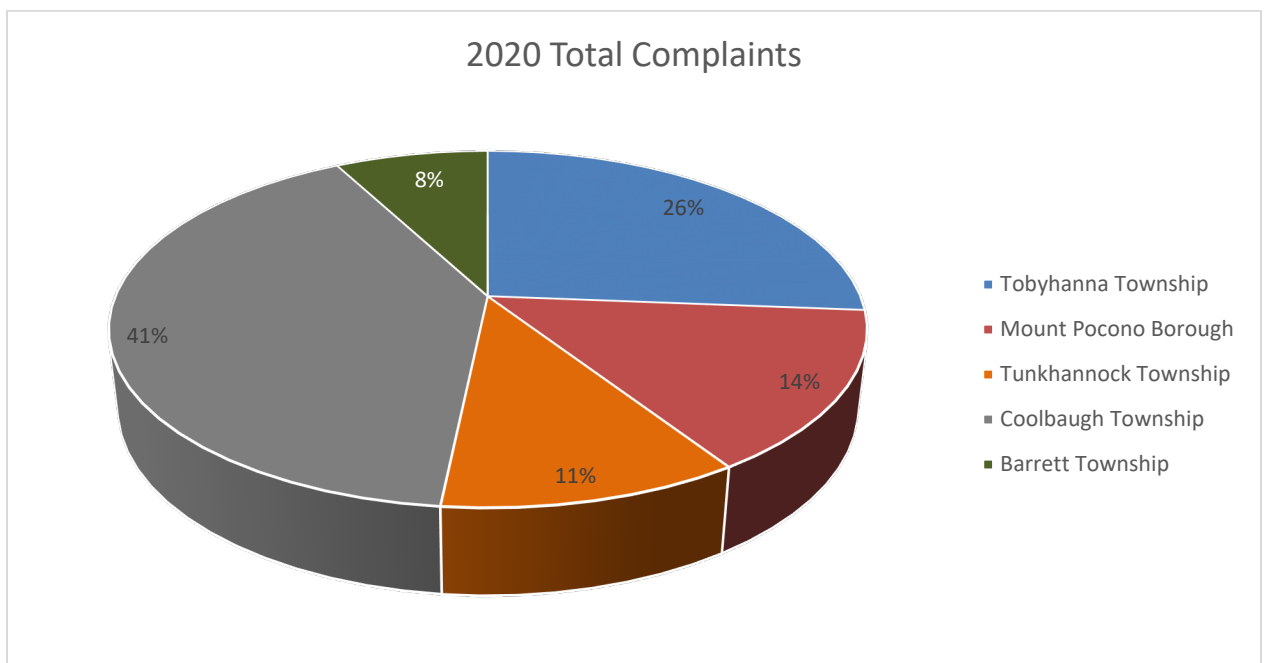
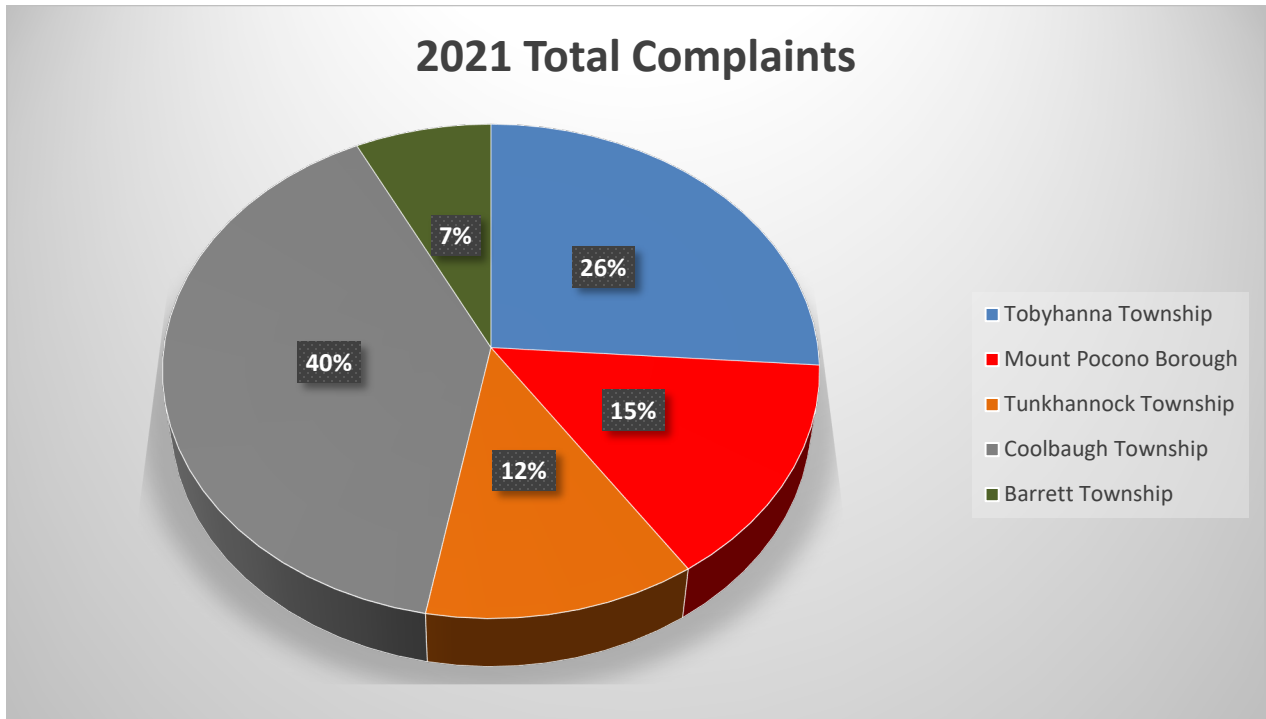
# Pocono Mountain Regional Police Department 2021 Hourly Comparison



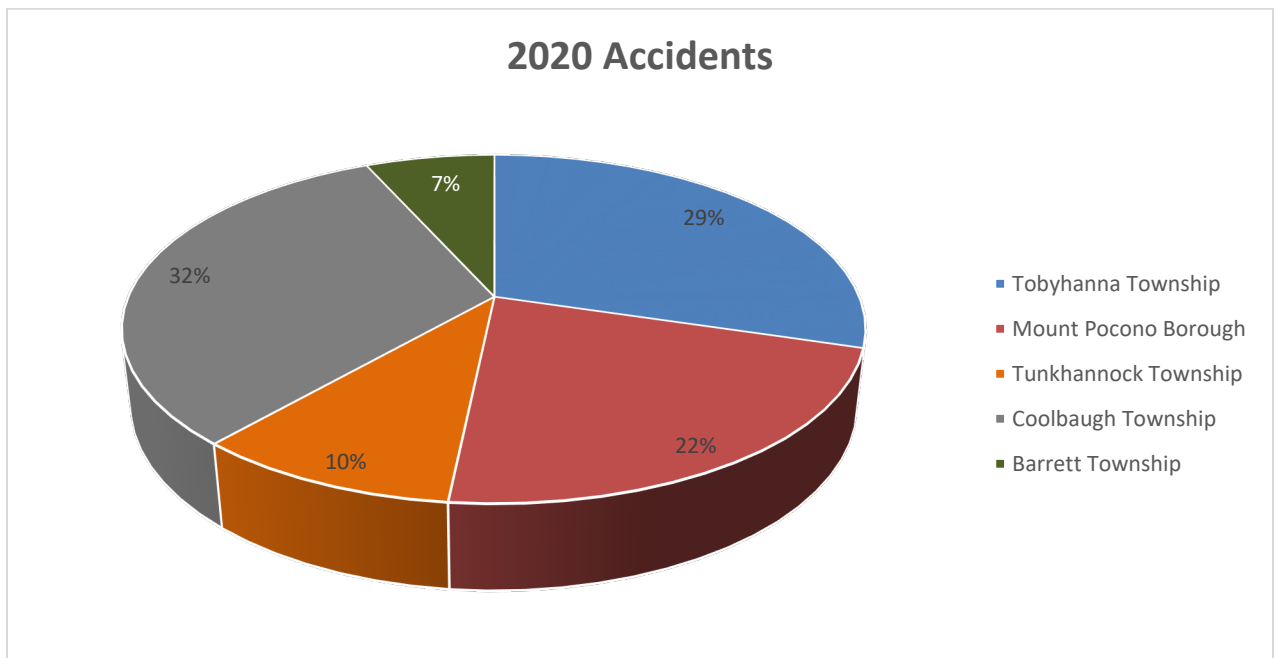
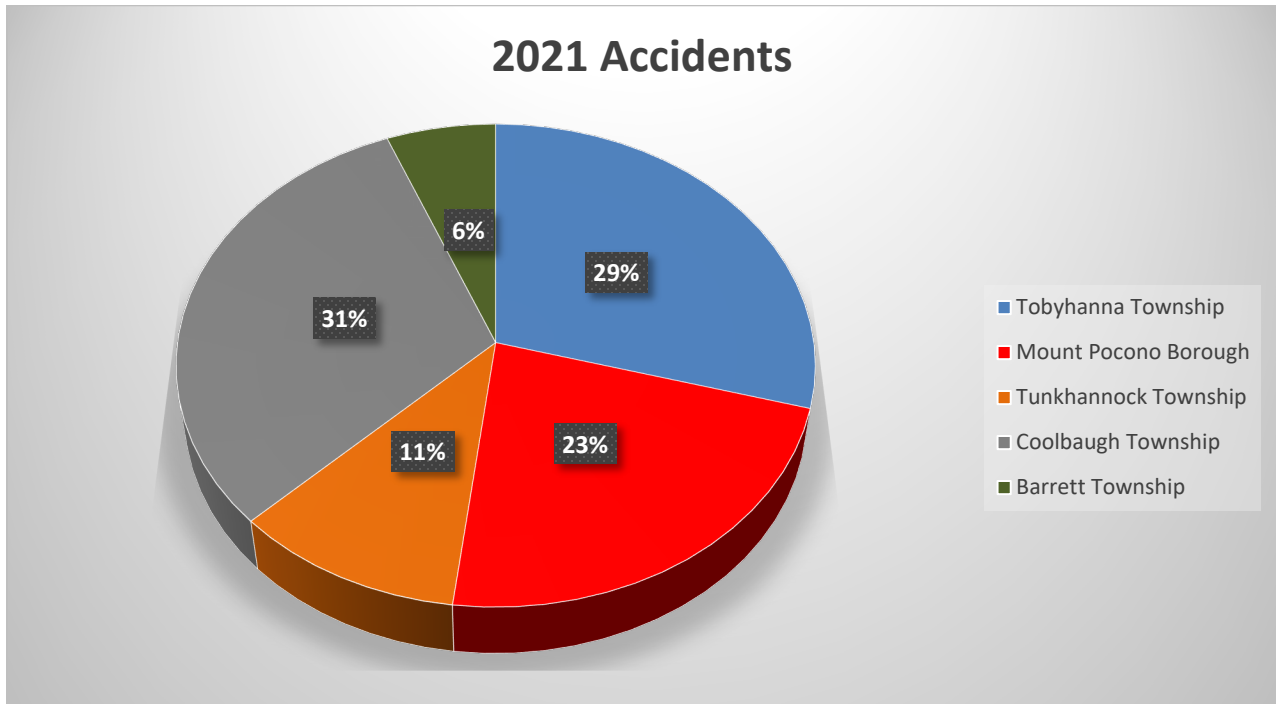
# 2021 Hourly Comparison



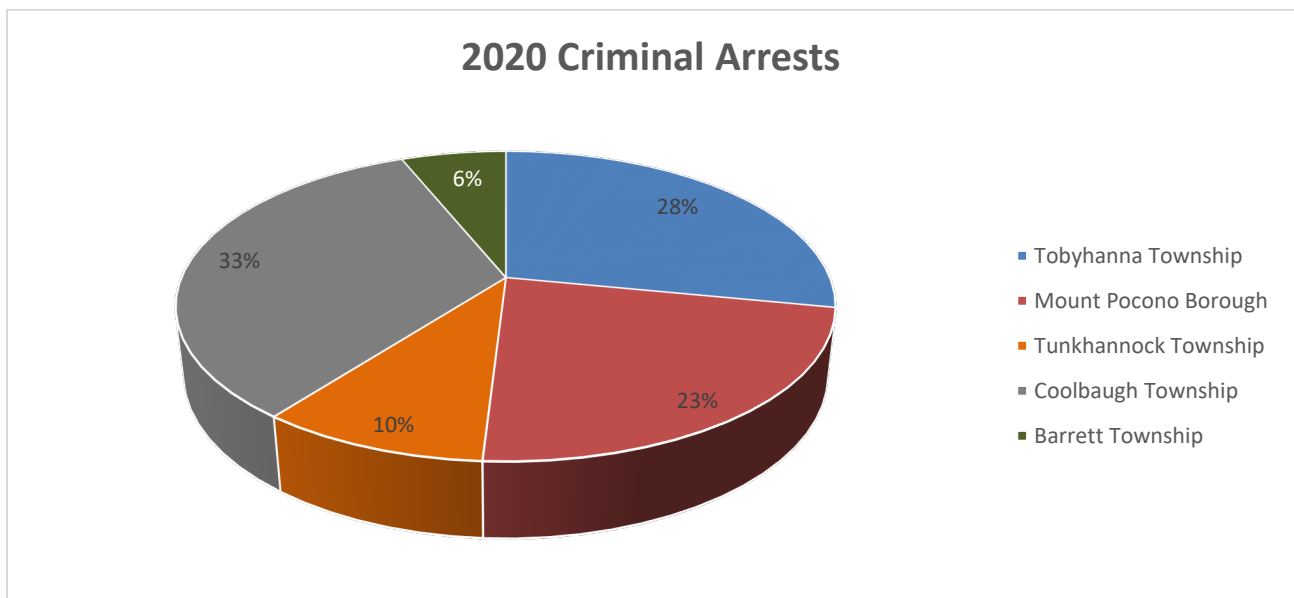
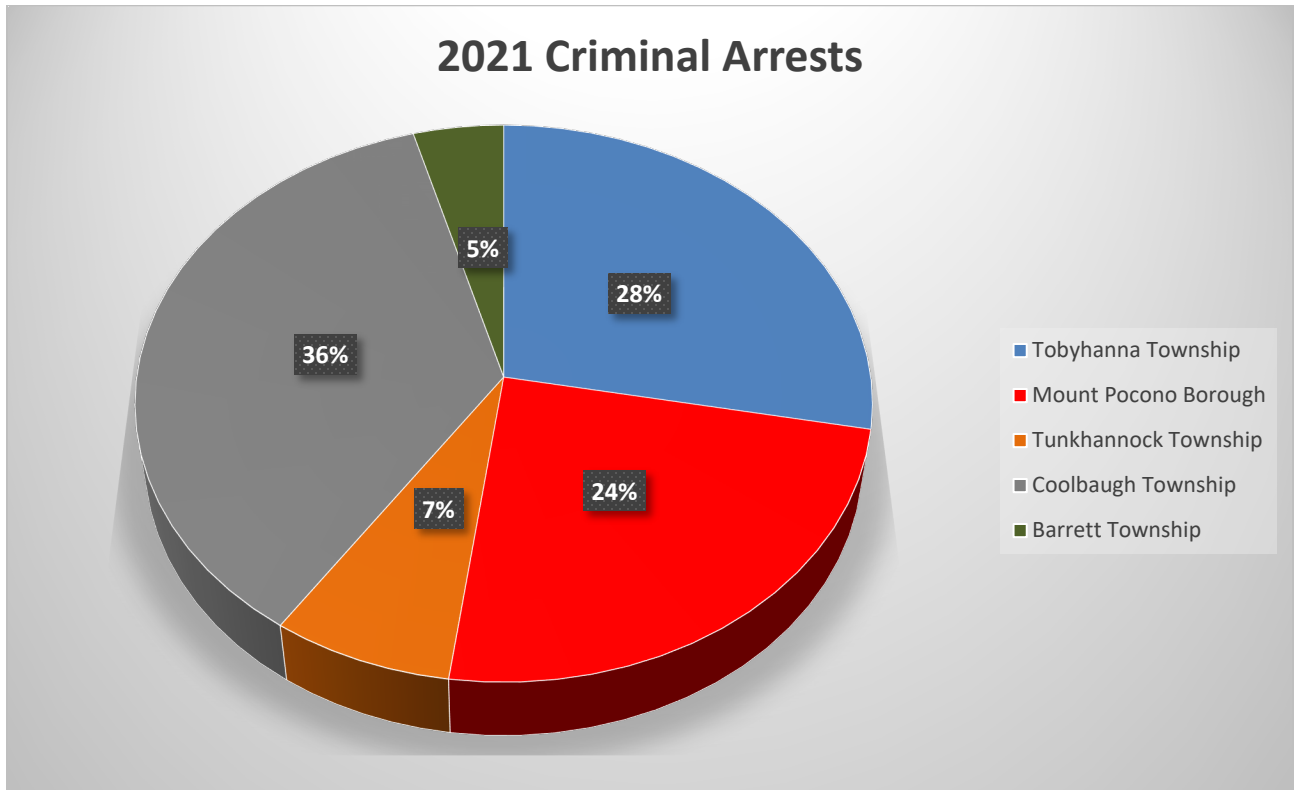
# Pocono Mountain Regional Police Department 2021 Activity Comparison



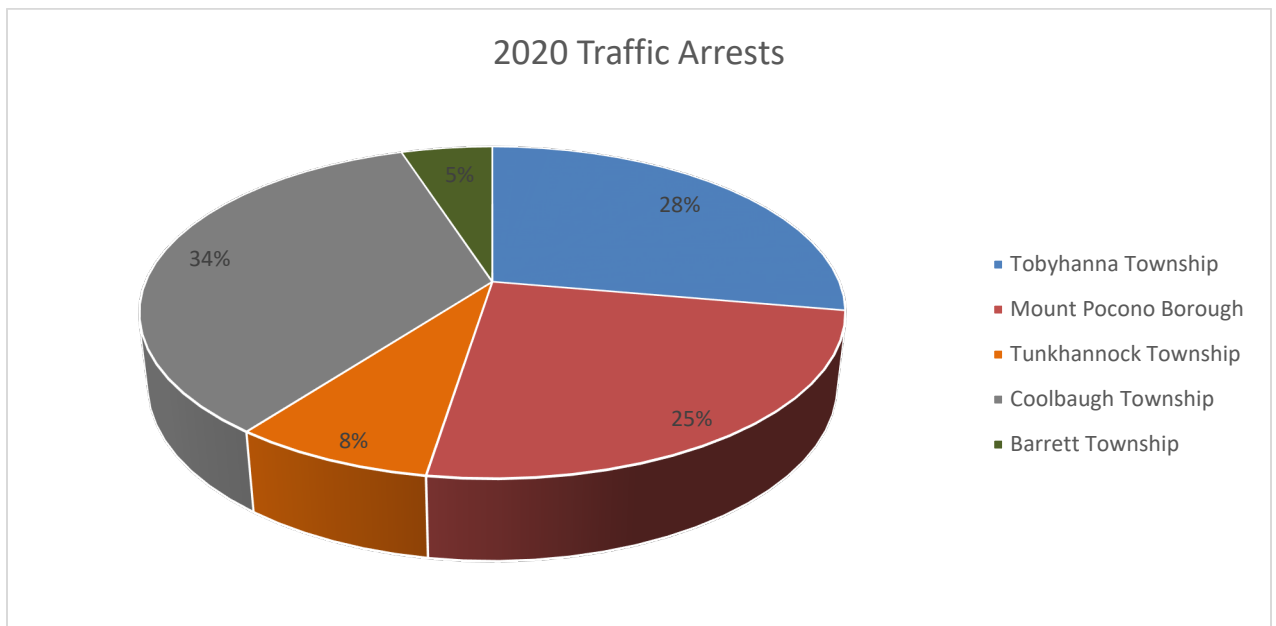
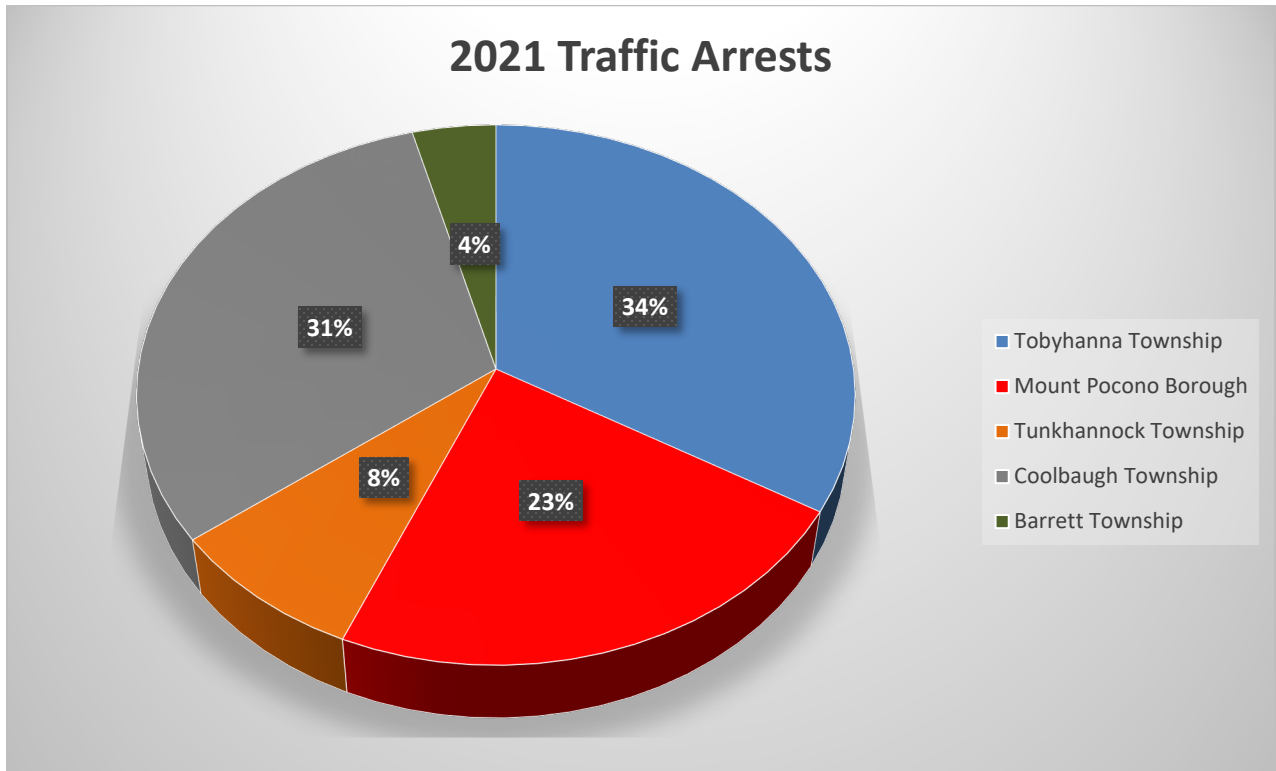
# Pocono Mountain Regional Police Department 2021 Activity Comparison



# Pocono Mountain Regional Police Department 2021 Activity Comparison

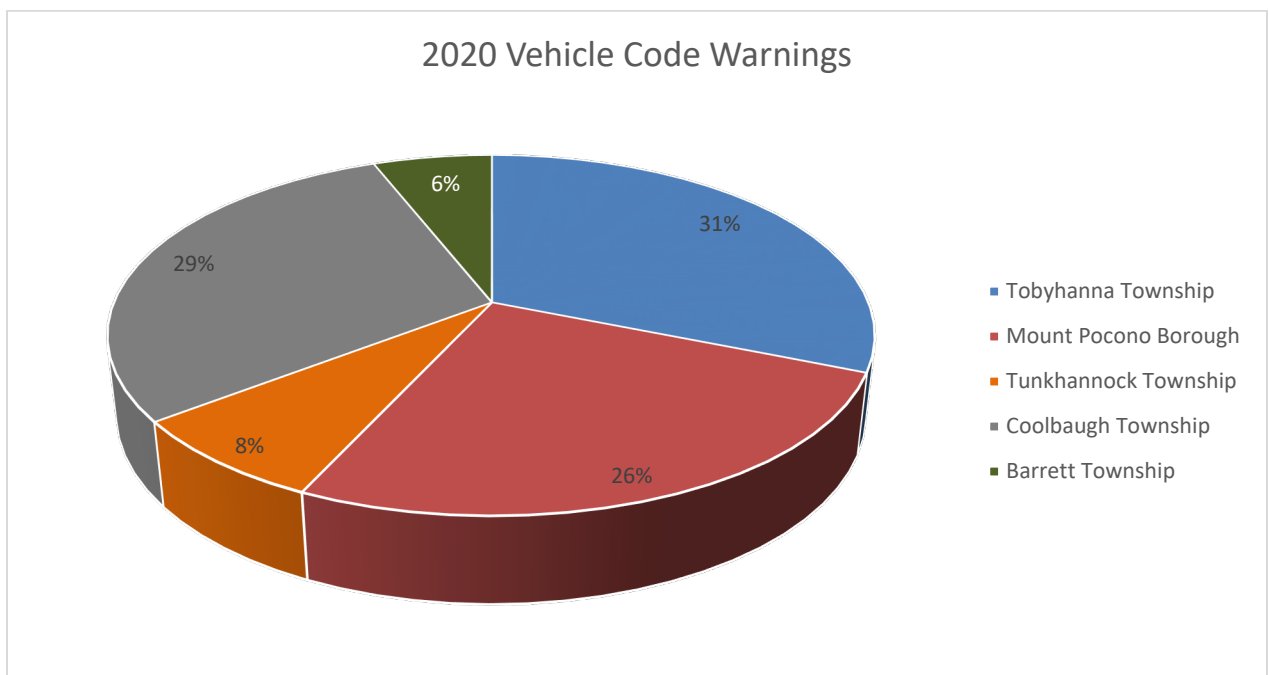
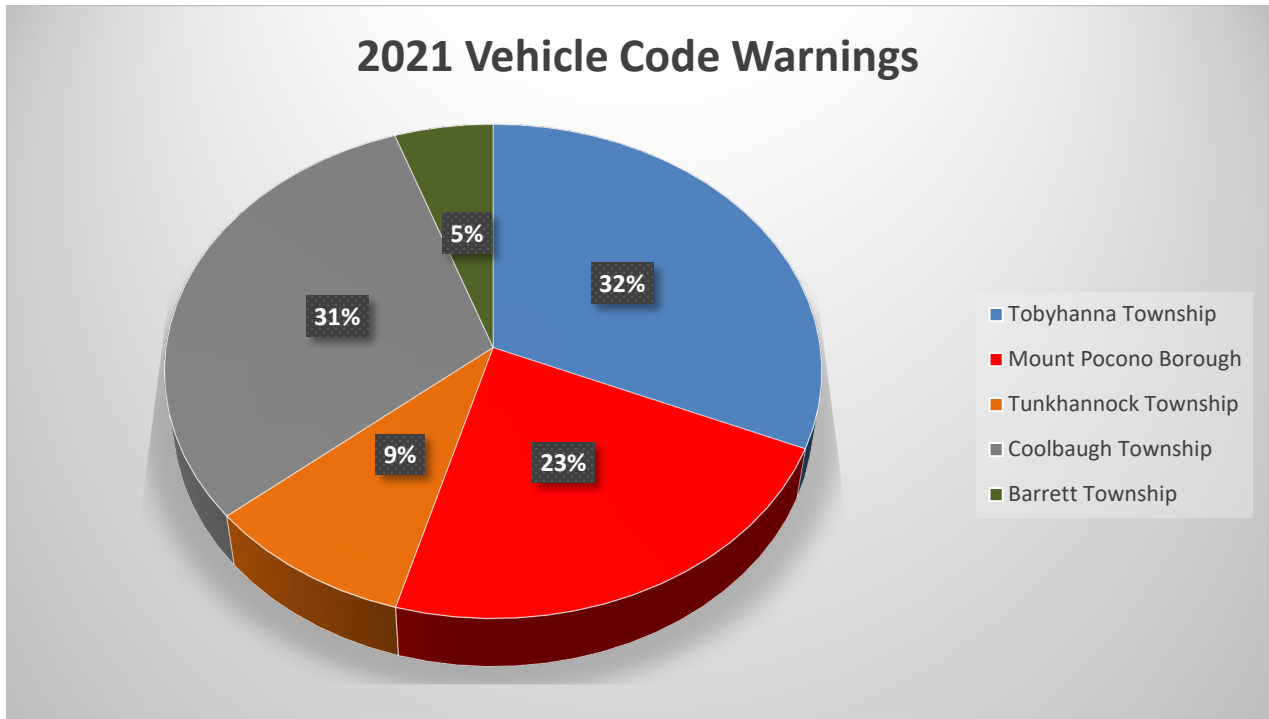


# Pocono Mountain Regional Police Department 2021 Activity Comparison

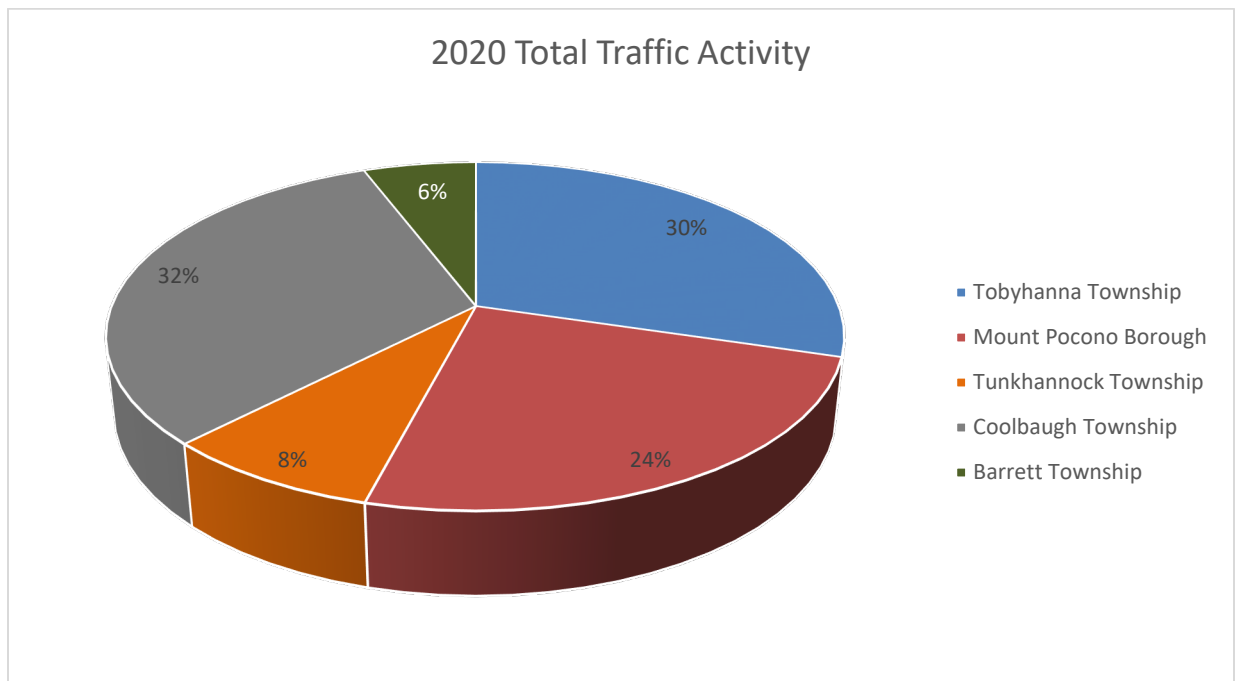
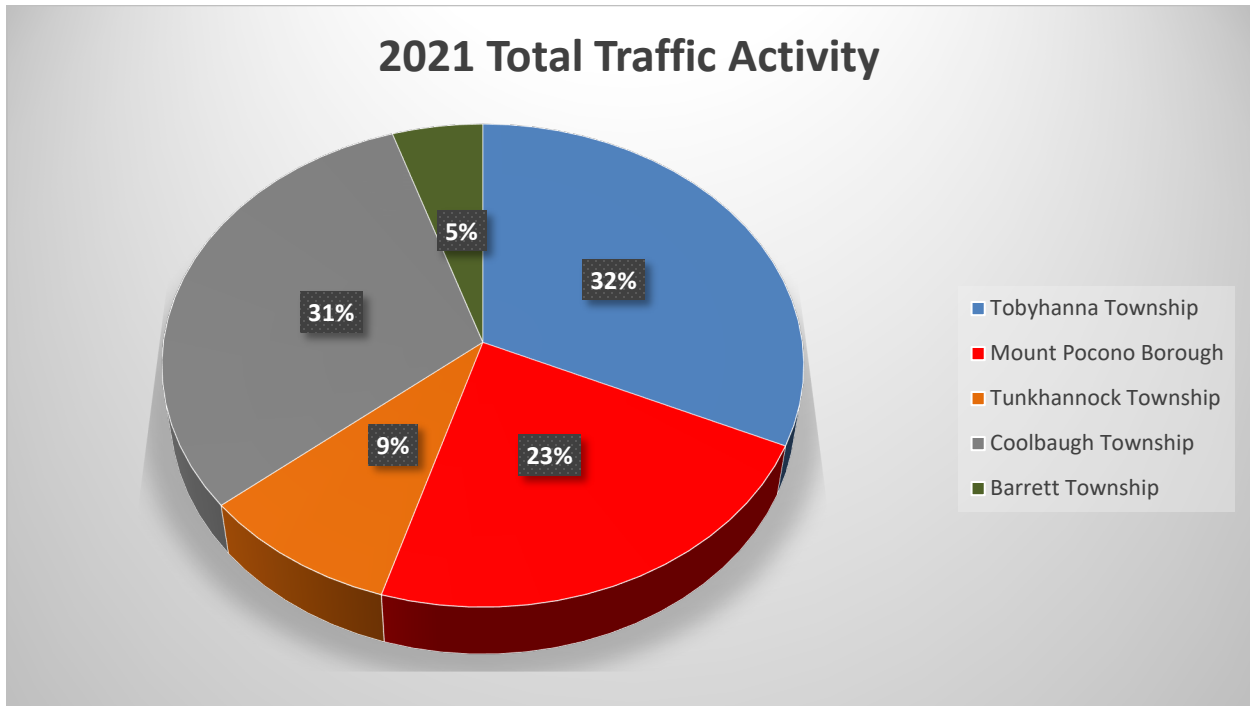




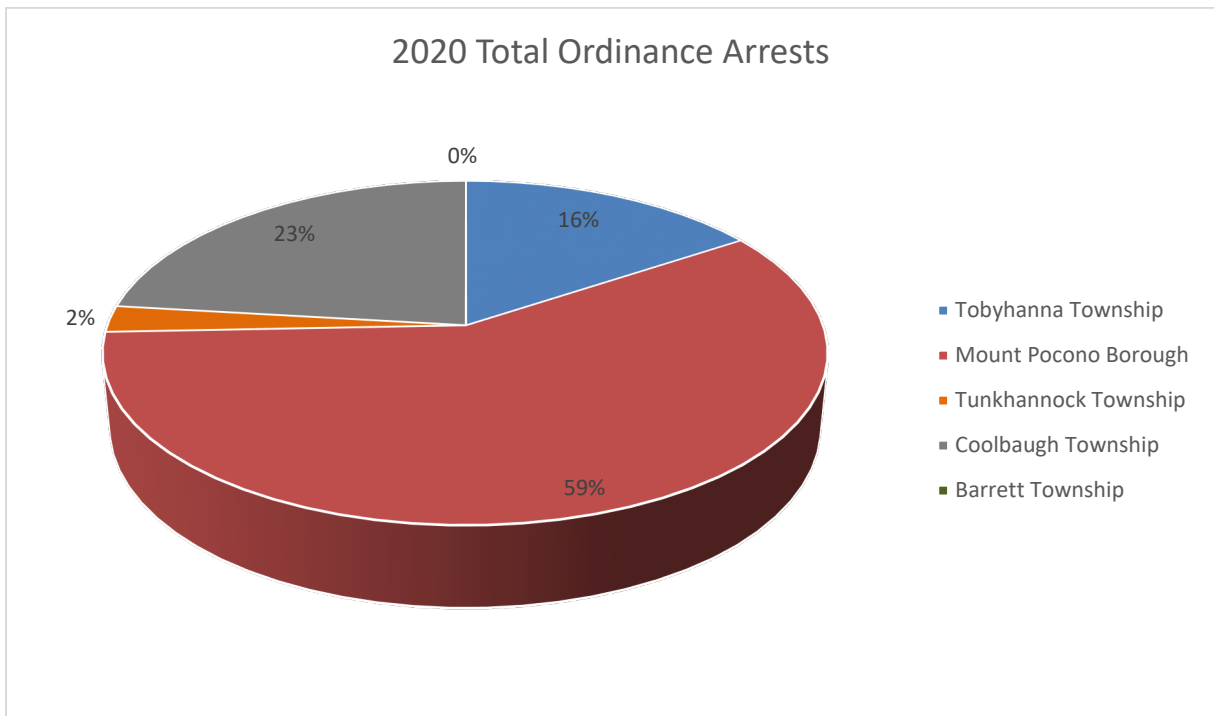
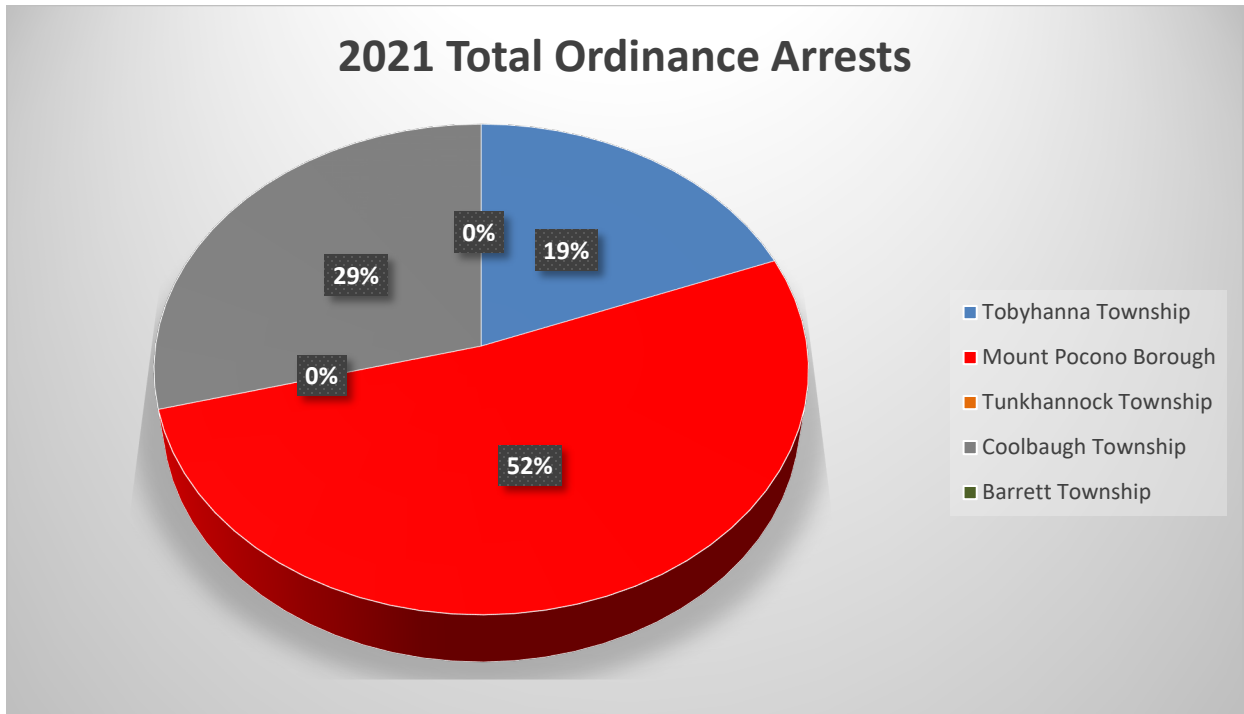
# Pocono Mountain Regional Police Department 2021 Activity Comparison



# Pocono Mountain Regional Police Department 2021 Activity Comparison



# Pocono Mountain Regional Police Department 2021 Activity Comparison



## 2014 – 2021 Total Hours Over / Under Purchased Vs. Actual

Total	2014 Actual	Hours Purchased	+/-	2015 Actual	Hours Purchased	+/-
Patrol	13724.86			14365		14365
Invest.	23983.16			25196		25196
Speed Timing	178.20			136		136
Court	2350.22			2508		2508
Assigned	26510.56			27489		27489
Totals	66747.00	66747.00		69695	69695	69695

Total	2016 Actual	Hours Purchased	+/-	2017 Actual	Hours Purchased	+ / -
Patrol	20115			21567.68		21567.68
Invest.	26601			26239.46		26239.46
Speed Timing	167			88.95		88.95
Court	2726			2590.97		2590.97
Assigned	23588			24595.93		24595.93
Totals	73200	73200		75082.99	75083.01	75082.99

Total	2018 Actual	Hours Purchased	+/-	2019 Actual	Hours Purchased	+ / -
Patrol	21961			22621.37		
Invest.	24861			26166.95		
Speed Timing	320			260.90		
Court	2117			2866.61		
Assigned	25823			25254.16		
Totals	75083	75083		77169.99	77170.00	

Total	2020 Actual	Hours Purchased	+/-	2021 Actual	Hours Purchased	+/-
Patrol	23216.65			24527.54		
Invest.	26241.07			25514.73		
Speed Timing	71.84			61.58		
Court	1436.55			1420.72		
Assigned	26414.88			27739.42		
Totals	77380.99	77381.00		79263.99	79264.00	

## 2014 – 2021 Total Hours Over / Under Purchased Vs. Actual

Tobyhanna Twp	2014 Actual	Hours Purchased	+/-	2015 Actual	Hours Purchased	+/-
Patrol	6742.58			8559		
Invest.	5071.48			4974		
VASCAR	91			97		
Court	506.72			455		
Assigned	8711.37			8628		
Totals	21123.15	21933.06	-670	22713	21932	+781

Tobyhanna Twp	2016 Actual	Hours Purchased	+/-	2017 Actual	Hours Purchased	+/-
Patrol	9170			9364.46		
Invest.	5378			5875.52		
VASCAR	49			31.23		
Court	581			400.55		
Assigned	7245			7555.87		
Totals	22422	22480	-58	23227.63	23065.5	+162.13

Tobyhanna Twp	2018 Actual	Hours Purchased	+/-	2019 Actual	Hours Purchased	+/-
Patrol	9272			9574		
Invest.	5429			5649		
VASCAR	115			92		
Court	386			492		
Assigned	7933			7758		
Totals	23136	23065	+70.5	23568	23706	-138

Tobyhanna Twp	2020 Actual	Hours Purchased	+/-	2021 Actual	Hours Purchased	+/-
Patrol	8926.20			10044.25		
Invest.	6111.70			5952.30		
VASCAR	21.12			33.75		
Court	278.53			242.73		
Assigned	8175.41			8588.10		
Totals	23512.96	23949.42	-436.46	24861.13	24540.13	+321

## 2014 – 2021 Total Hours Over / Under Purchased Vs. Actual

Mount Pocono	2014 Actual	Hours Purchased	+/-	2015 Actual	Hours Purchased	+/-
Patrol	1269.93			522		
Invest.	3962.90			3792		
VASCAR	26.68			10		
Court	500.17			595		
Assigned	3502.04			3469		
Totals	9261.72	8817	+559	8388	8818	-430

Mount Pocono	2016 Actual	Hours Purchased	+/-	2017 Actual	Hours Purchased	+/-
Patrol	995			1340.65		
Invest.	4481			3942.11		
VASCAR	11			12.13		
Court	619			570.72		
Assigned	2859			2981.01		
Totals	8965	8872	+93	8846.62	9100.06	-253

Mount Pocono	2018 Actual	Hours Purchased	+/-	2019 Actual	Hours Purchased	+/-
Patrol	1938.52			1952		
Invest.	3510.25			3935		
VASCAR	39.5			25		
Court	438.55			458		
Assigned	3129.85			3060		
Totals	9056.67	9100.06	- 43.39	9434	9353	+81

Mount Pocono	2020 Actual	Hours Purchased	+/-	2021 Actual	Hours Purchased	+/-
Patrol	2173.40			2030		
Invest.	4129.27			3168		
VASCAR	13.23			3		
Court	228.97			314		
Assigned	3140.73			3298		
Totals	9685.60	9200.60	+485.00	8815	9424	-608

## 2014 – 2021 Total Hours Over / Under Purchased Vs. Actual

<b>Tunkhannock Twp.</b>	2014 Actual	Hours Purchased	+/-	2015 Actual	Hours Purchased	+/-
Patrol	1363.53			756		
Invest.	3409.43			3858		
Speed Timing	28.70			7		
Court	315.43			478		
Assigned	3313.82			3282		
<b>Totals</b>	<b>8430.91</b>	<b>8343</b>	<b>+208</b>	<b>8381</b>	<b>8344</b>	<b>+37</b>

<b>Tunkhannock Twp.</b>	2016 Actual	Hours Purchased	+/-	2017 Actual	Hours Purchased	+/-
Patrol	1395			2431.16		
Invest.	3189			3254.85		
Speed Timing	37			16.17		
Court	397			417.27		
Assigned	2708			2823.61		
<b>Totals</b>	<b>7726</b>	<b>8403</b>	<b>-677</b>	<b>8943.06</b>	<b>8619.53</b>	<b>+323.53</b>

<b>Tunkhannock Twp.</b>	2018 Actual	Hours Purchased	+/-	2019 Actual	Hours Purchased	+/-
Patrol	2020.33			2675		
Invest.	3309.4			3195		
Speed Timing	43.07			58		
Court	128.3			157		
Assigned	2964.58			2899		
<b>Totals</b>	<b>8465.68</b>	<b>8619.53</b>	<b>-153.85</b>	<b>8985</b>	<b>8859</b>	<b>+126</b>

<b>Tunkhannock Twp.</b>	2020 Actual	Hours Purchased	+/-	2021 Actual	Hours Purchased	+/-
Patrol	2723.47			3293		
Invest.	2827.13			2848		
Speed Timing	13.73			7		
Court	160.67			94		
Assigned	3032.44			3184		
<b>Totals</b>	<b>8757.44</b>	<b>8883.34</b>	<b>-125.90</b>	<b>9428</b>	<b>9099</b>	<b>+329</b>

## 2014 – 2021 Total Hours Over / Under Purchased Vs. Actual

Coolbaugh Twp.	2014 Actual	Hours Purchased	+/-	2015 Actual	Hours Purchased	+/-
Patrol	4348.82			4064		
Invest.	11539.35			11545		
Speed Timing	31.82			21		
Court	1027.90			908		
Assigned	10983.33			10879		
Totals	27931.22	27653	-98	27417	27653	-237

Coolbaugh Twp.	2016 Actual	Hours Purchased	+/-	2017 Actual	Hours Purchased	+/-
Patrol	6404			6342.18		
Invest.	11638			11070.48		
Speed Timing	39			14.15		
Court	932			1039.78		
Assigned	8745			9117.71		
Totals	27758	27135	+ 623	27584.3	27833.27	-248

Coolbaugh Twp.	2018 Actual	Hours Purchased	+/-	2019 Actual	Hours Purchased	+/-
Patrol	6631.62			6130		
Invest.	10591.36			11494		
Speed Timing	58.77			68		
Court	1030.32			1453		
Assigned	9572.92			9361		
Totals	27884.99	27833.27	+ 51.72	28508	28606	-97

Coolbaugh Twp.	2020 Actual	Hours Purchased	+/-	2021 Actual	Hours Purchased	+/-
Patrol	6872.20			6703		
Invest.	11446.98			11796		
Speed Timing	13.68			5		
Court	630.08			651		
Assigned	9791.98			10280		
Totals	28754.92	28685.14	+69.78	29437	29375	+62



## 2015 – 2021 Total Hours Over / Under Purchased Vs. Actual

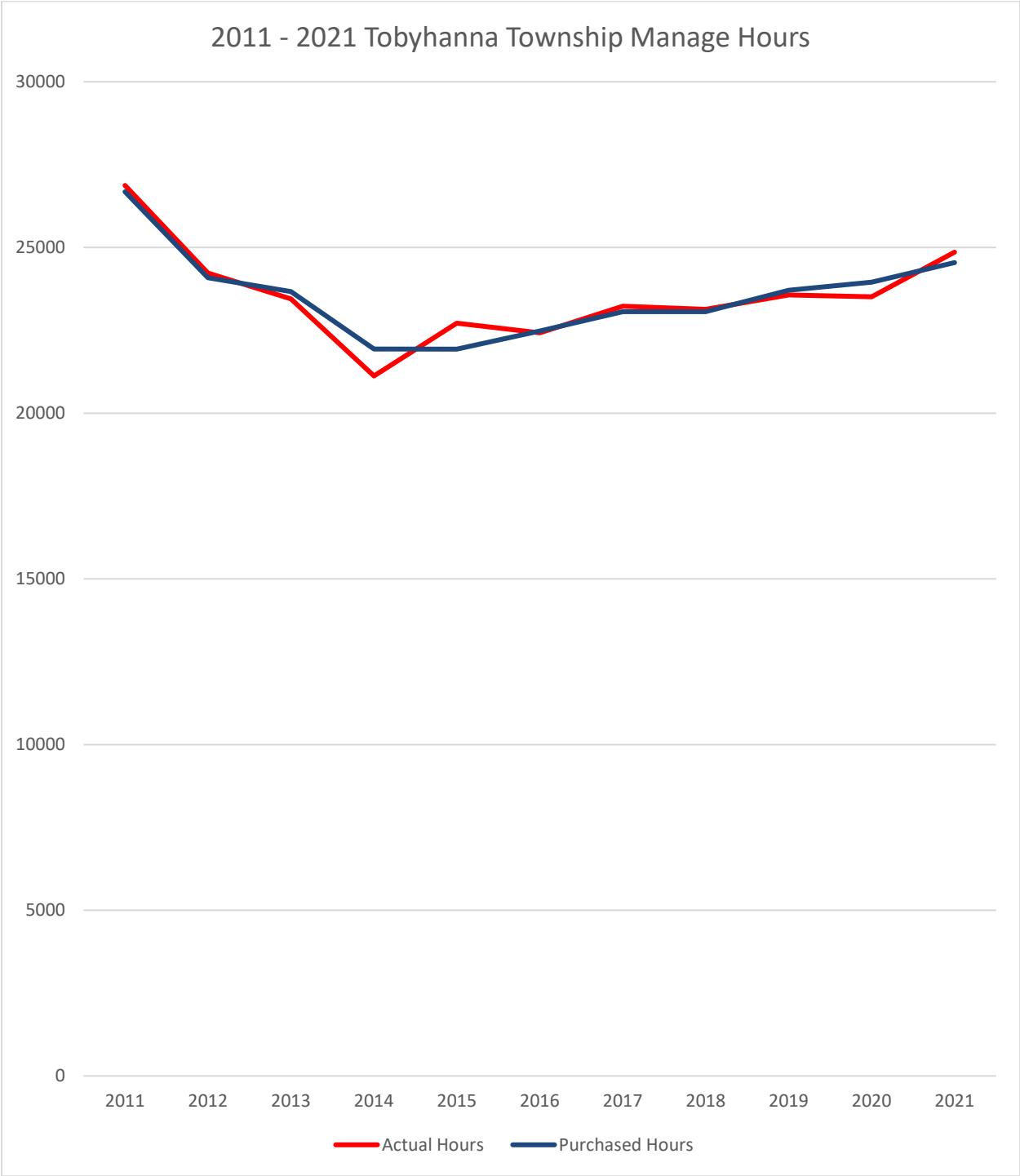
Barrett Township	2015 Actual	Hours Purchased	+/-	2016 Actual	Hours Purchased	+/-
Patrol	465			2151		
Invest.	1027			1915		
VASCAR	0			31		
Court	73			197		
Assigned	1231			2031		
Totals	2796	2948	-152	6326	6303	+24

Barrett Township	2017 Actual	Hours Purchased	+/-	2018 Actual	Hours Purchased	+/-
Patrol	2089.23			2098.38		
Invest.	2096.50			2021.05		
VASCAR	15.27			62.95		
Court	162.65			133.83		
Assigned	2117.73			2223.44		
Totals	6481.38	6464.65	+16.73	6539.65	6464.65	+75

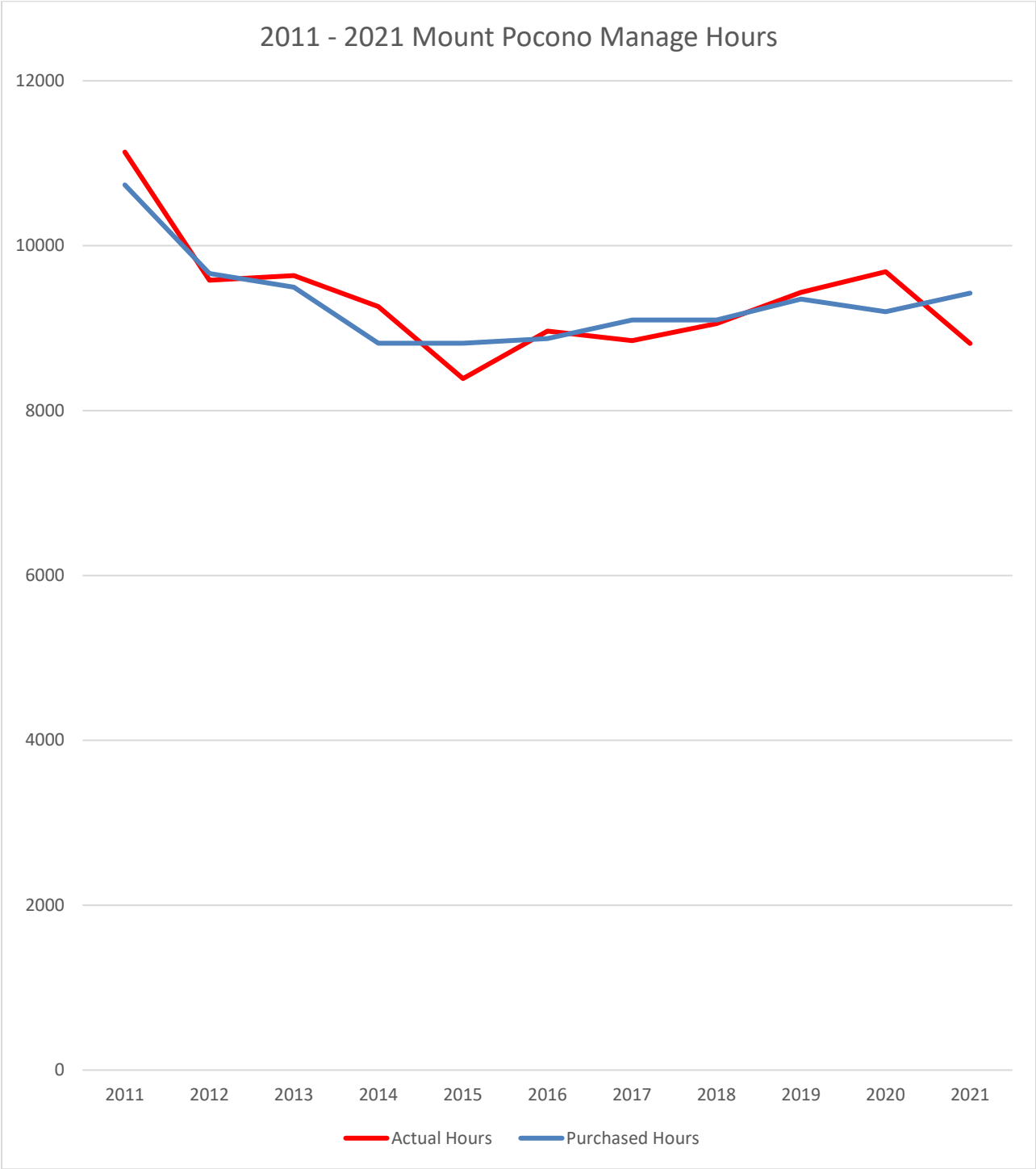
Barrett Township	2019 Actual	Hours Purchased	+/-	2020 Actual	Hours Purchased	+/-
Patrol	2287			2521.38		
Invest.	1891			1725.99		
VASCAR	16			10.08		
Court	303			138.30		
Assigned	2174			2274.32		
Totals	6673	6644	+28	6670.07	6662.50	+7.57

Barrett Township	2021 Actual	Hours Purchased	+/-			
Patrol	2455					
Invest.	1748					
VASCAR	10					
Court	117					
Assigned	2388					
Totals	6720	6824	-104			

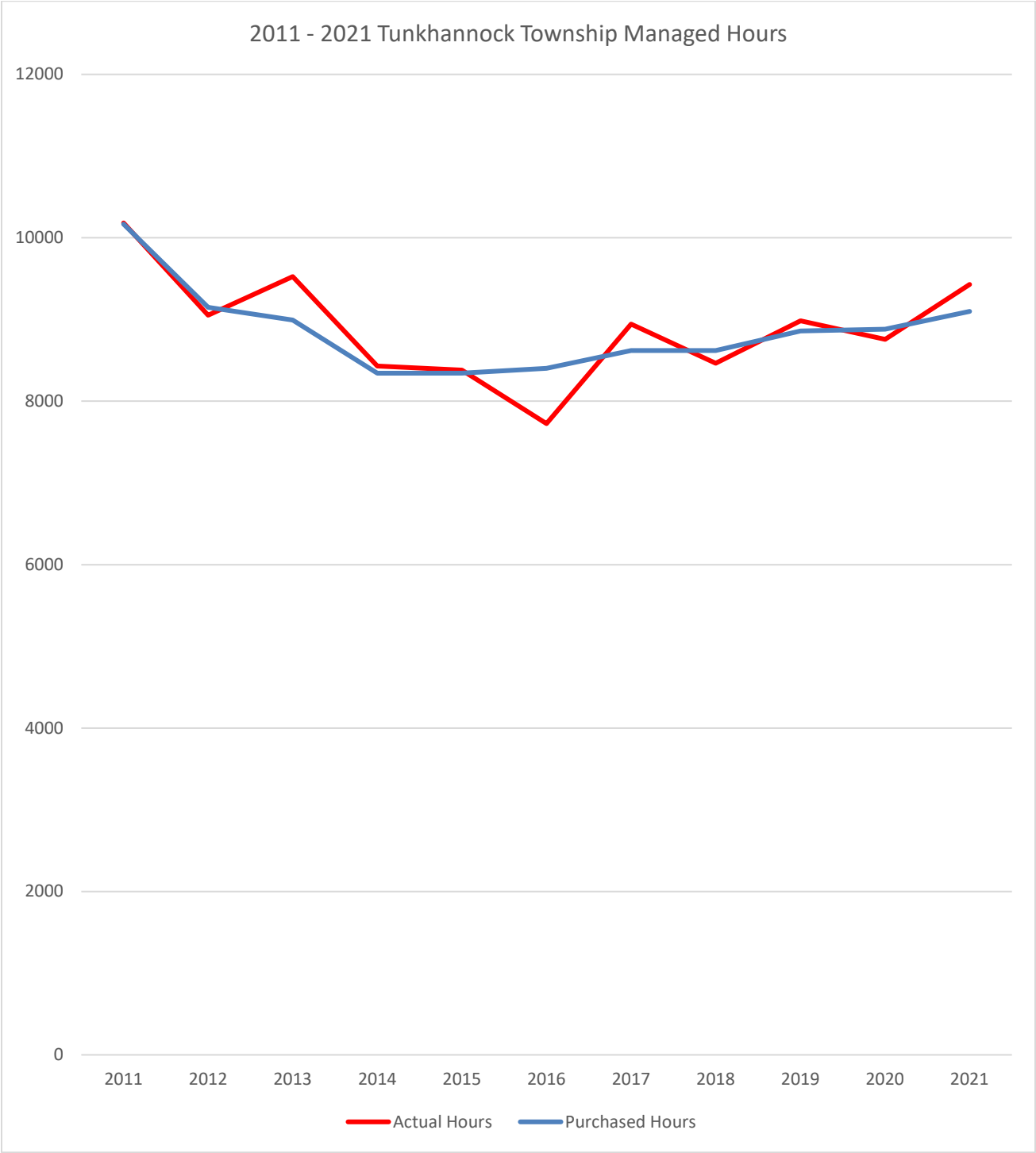
# Pocono Mountain Regional Police Purchased Vs. Actual Hours



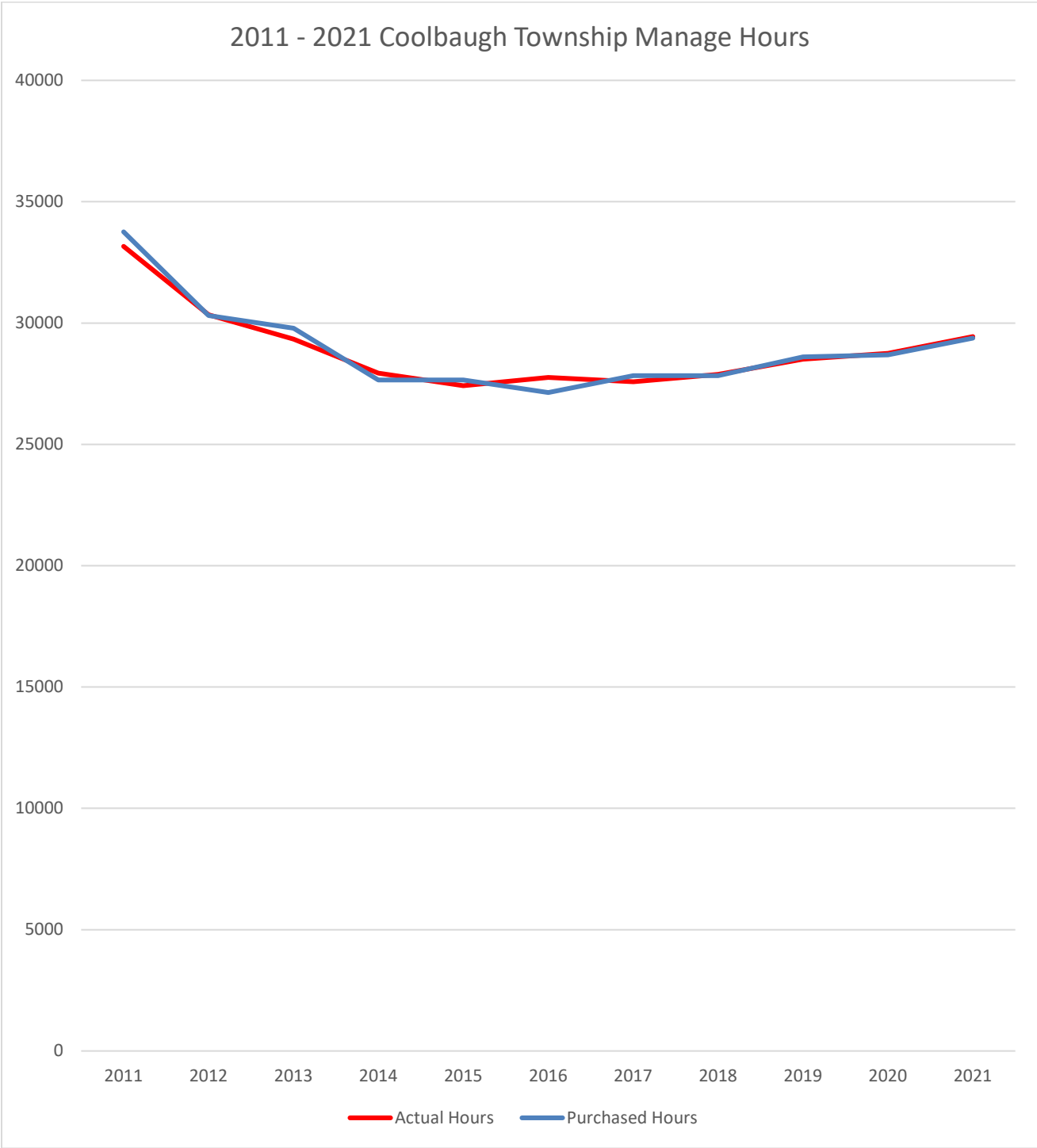
# Pocono Mountain Regional Police Purchased Vs. Actual Hours



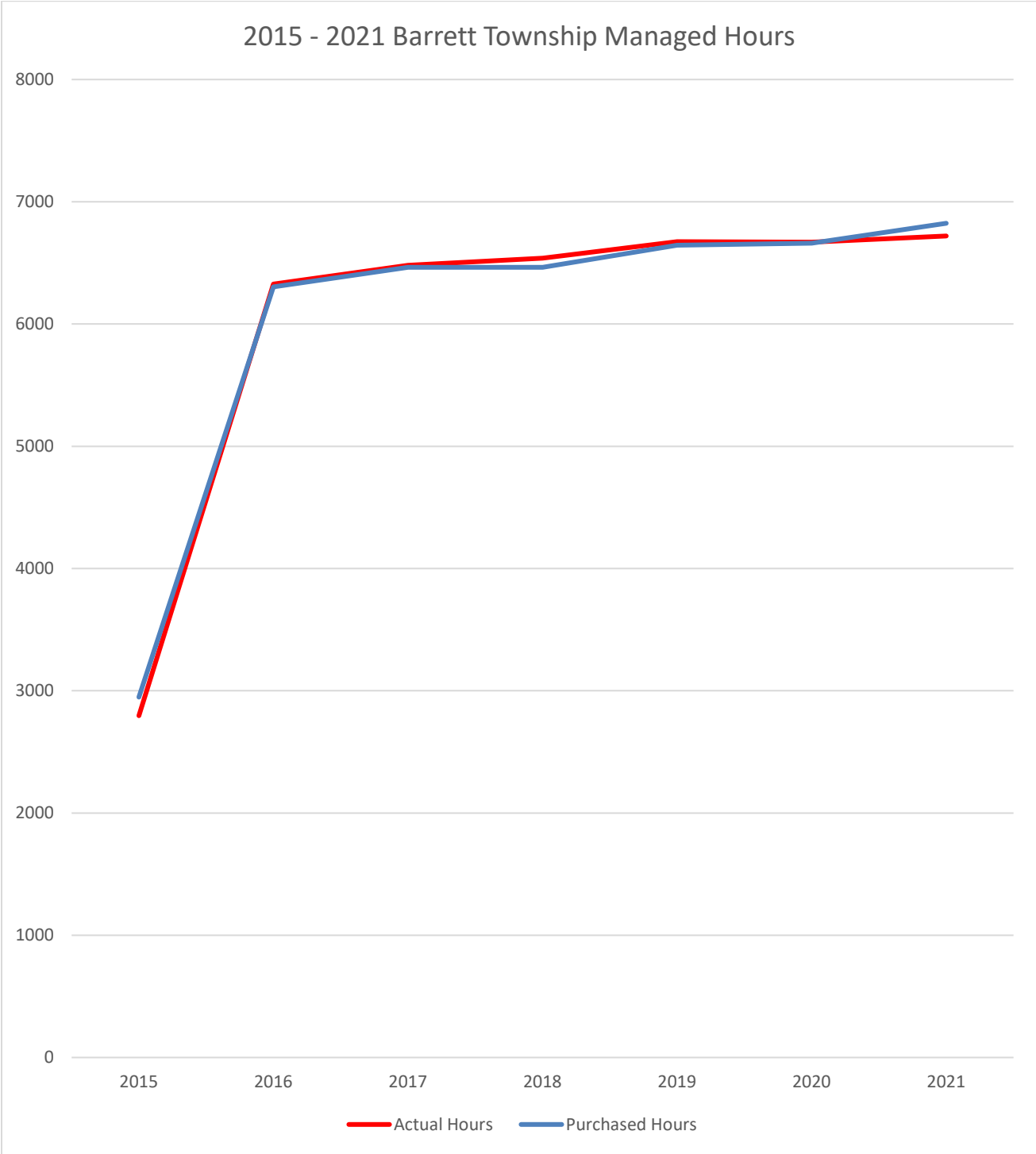
# Pocono Mountain Regional Police Purchased Vs. Actual Hours



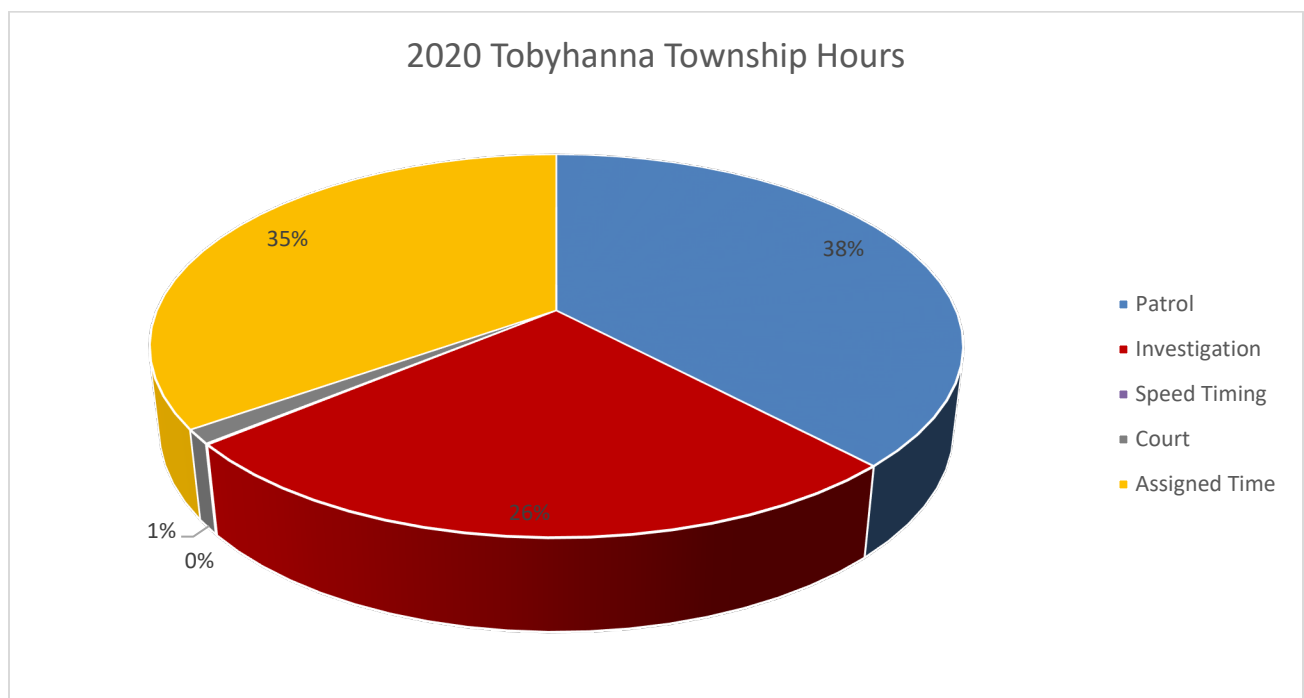
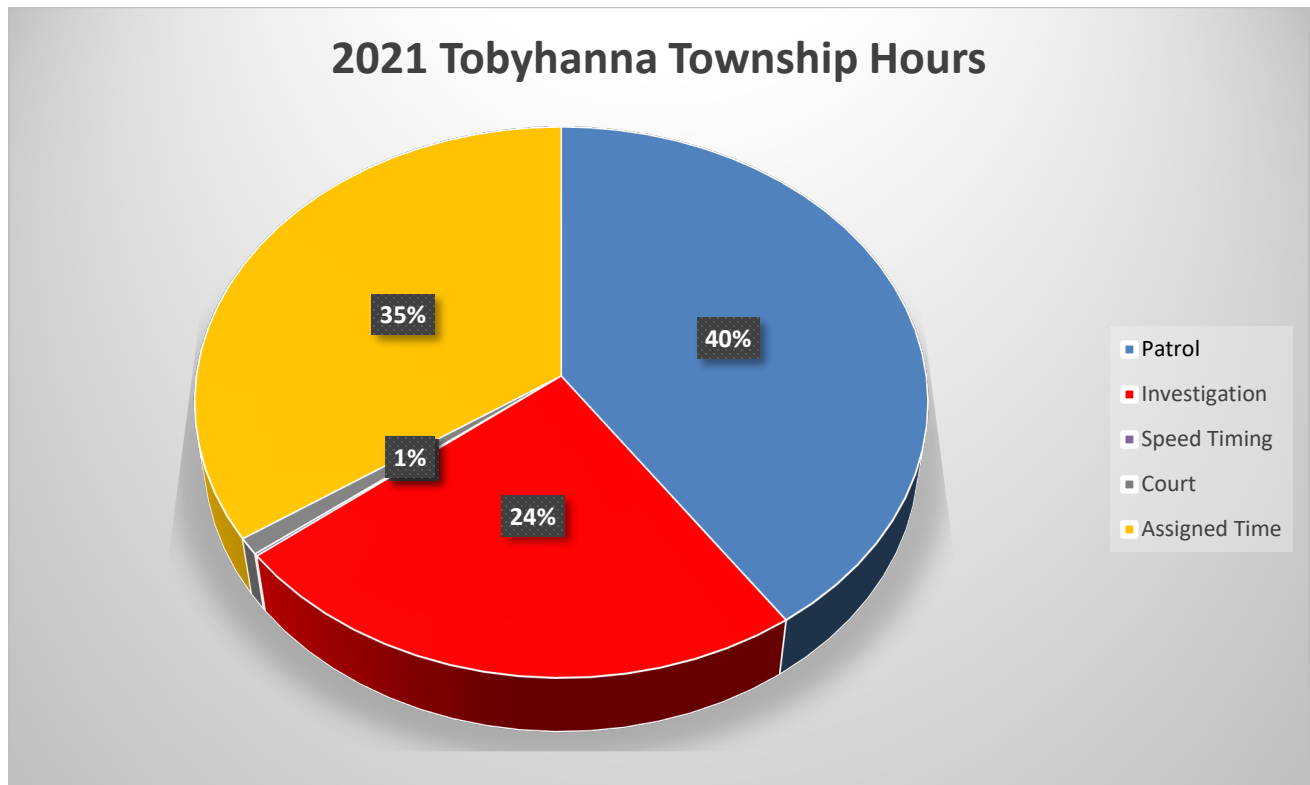
# Pocono Mountain Regional Police Purchased Vs. Actual Hours



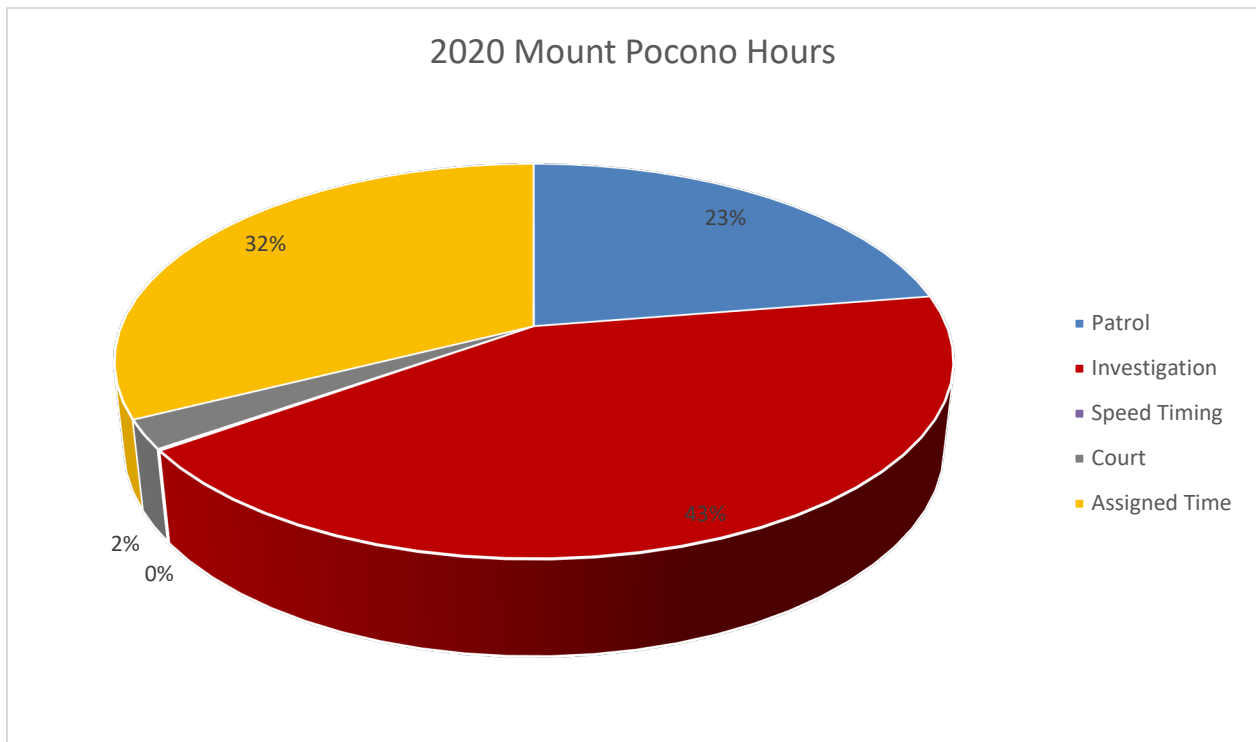
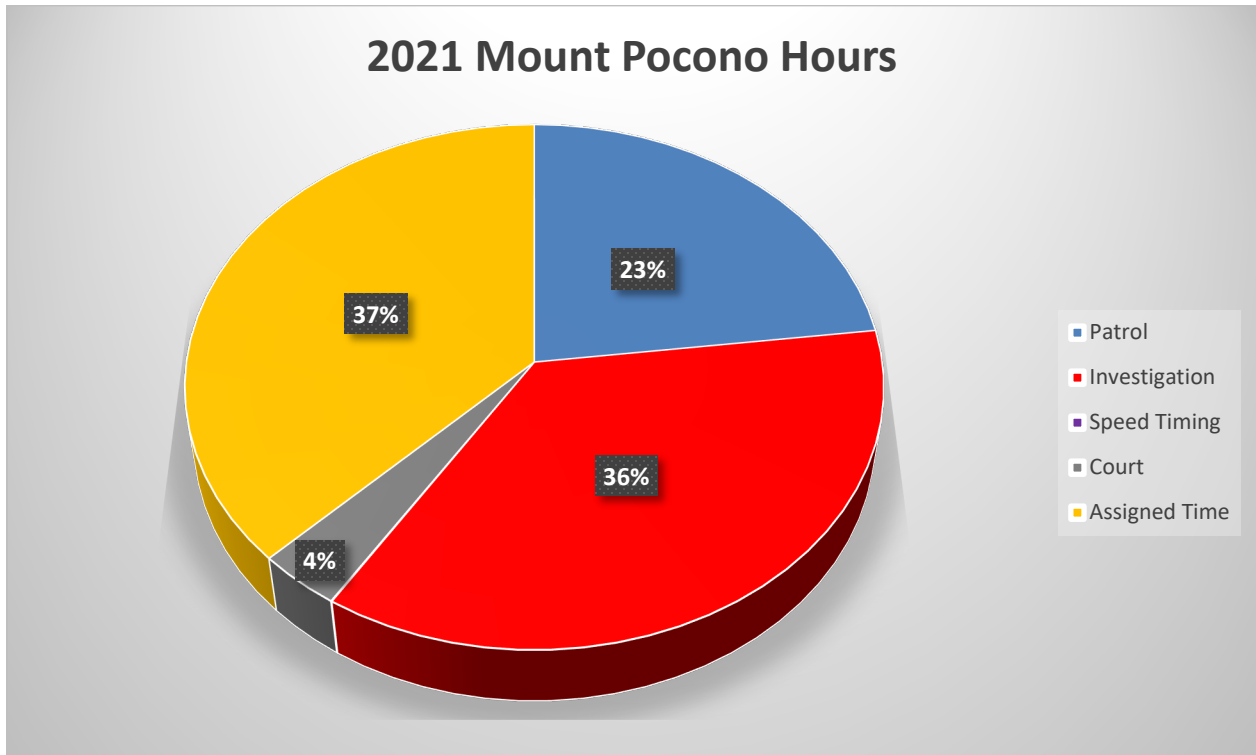
# Pocono Mountain Regional Police Purchased Vs. Actual Hours



# Breakdown of Hours within a Municipality 2021

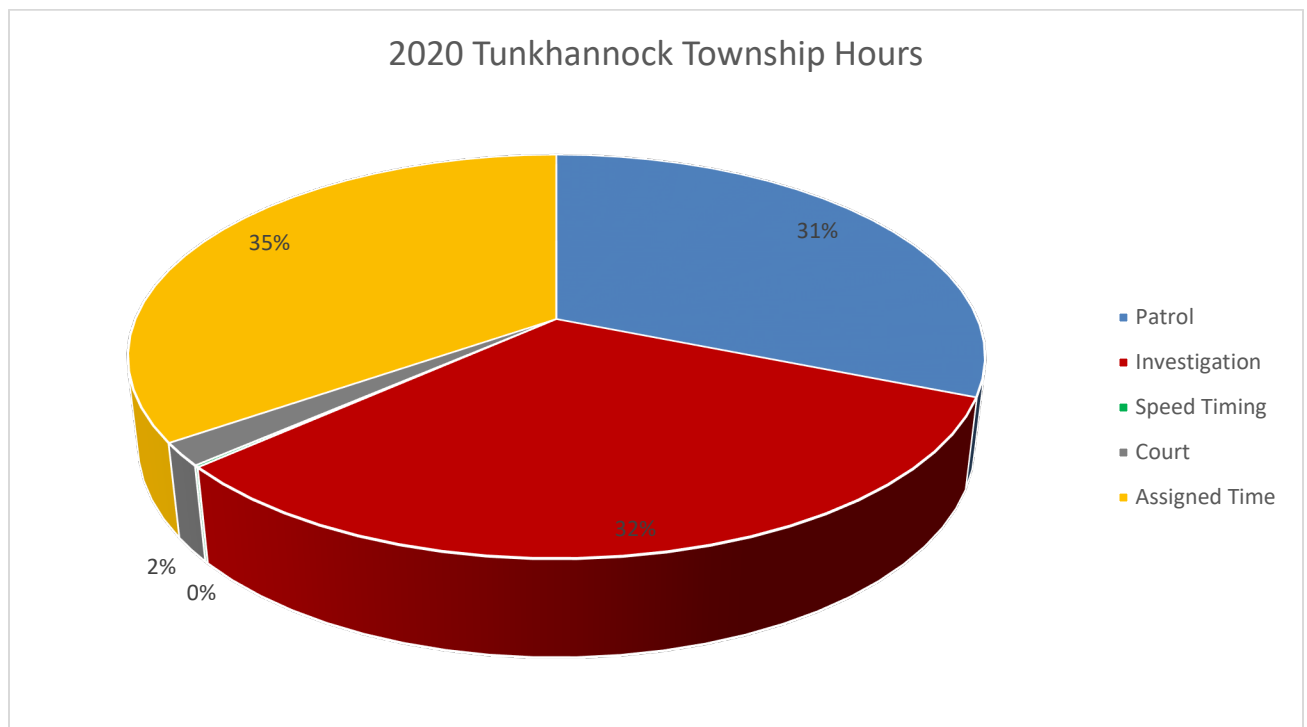
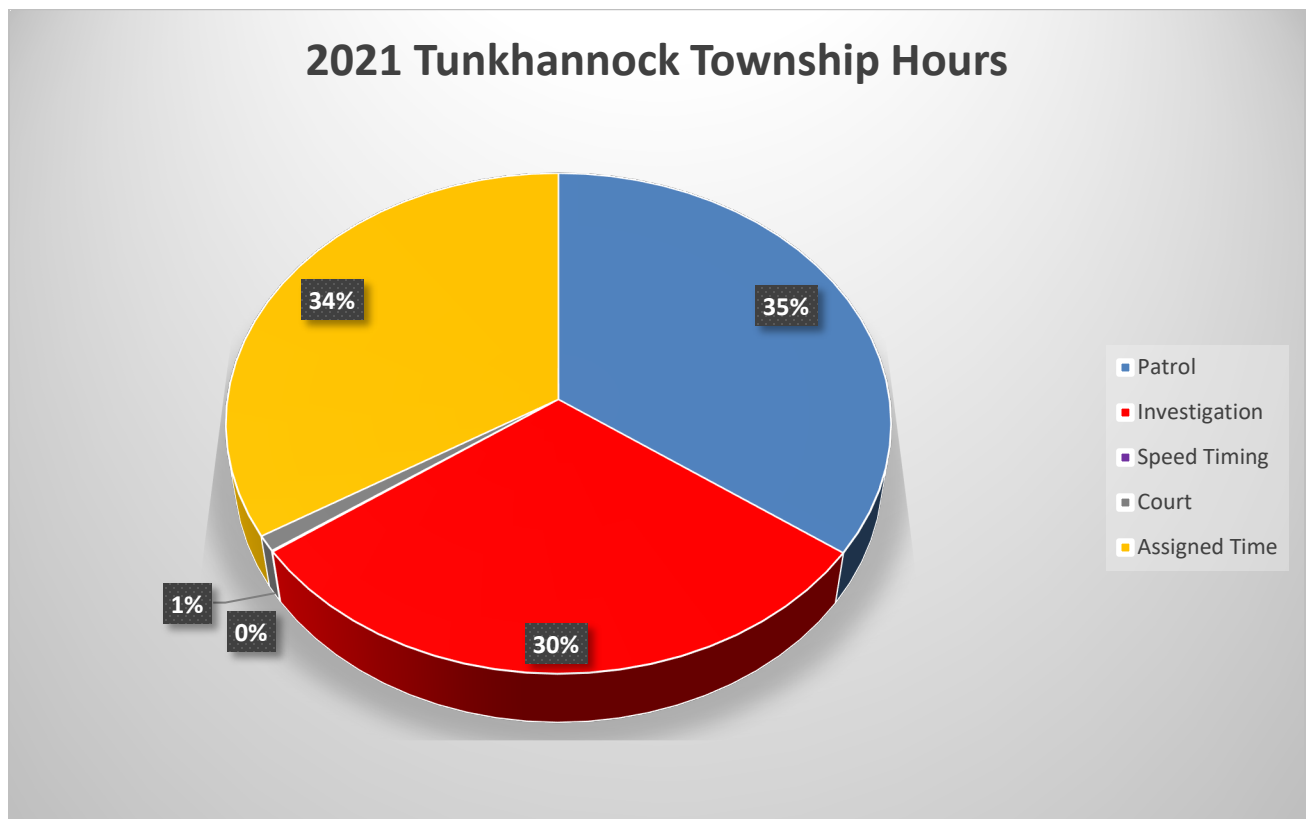


# Breakdown of Hours within a Municipality 2021

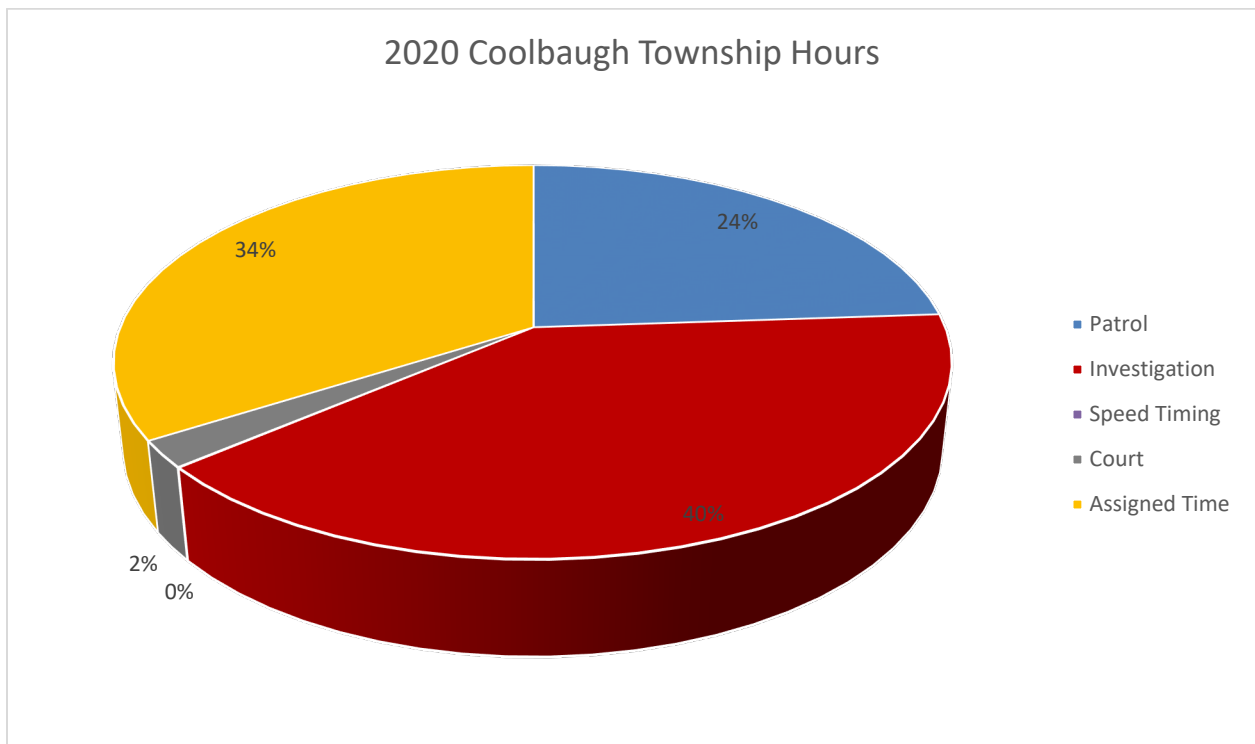
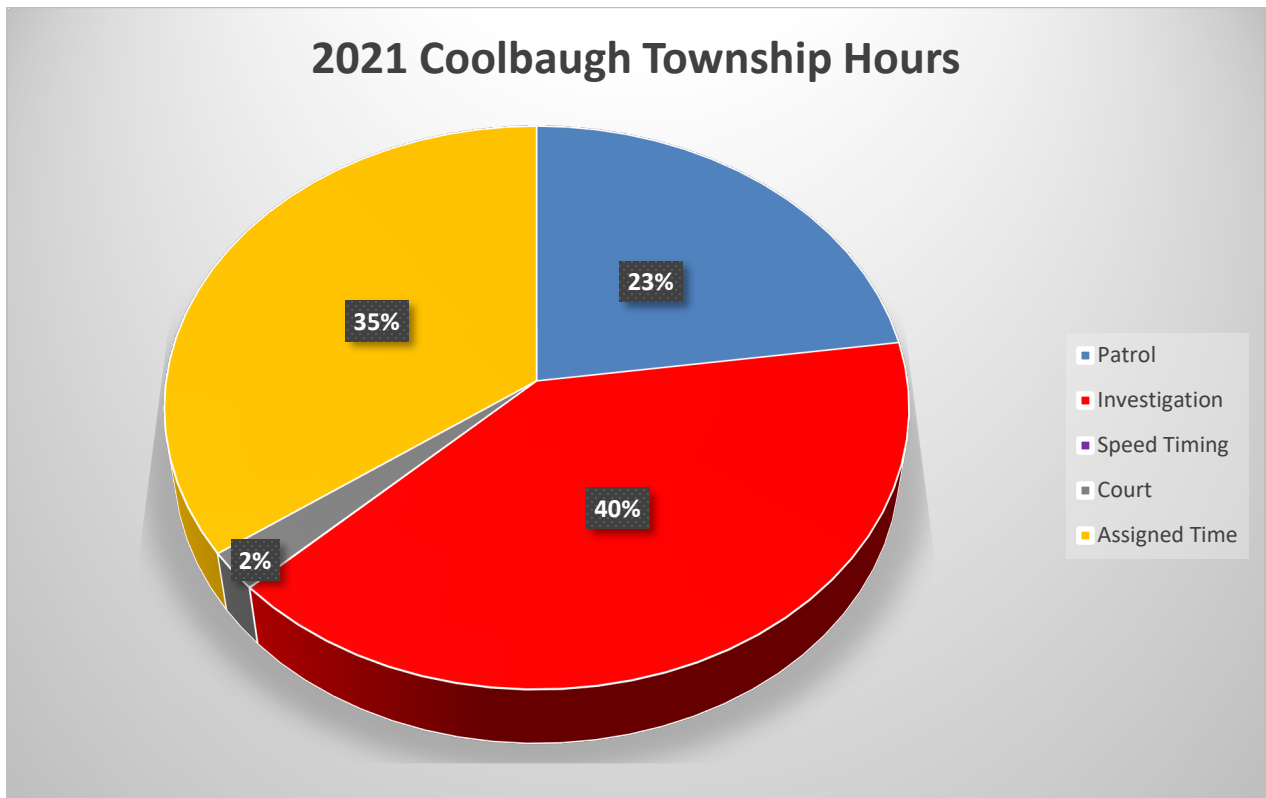




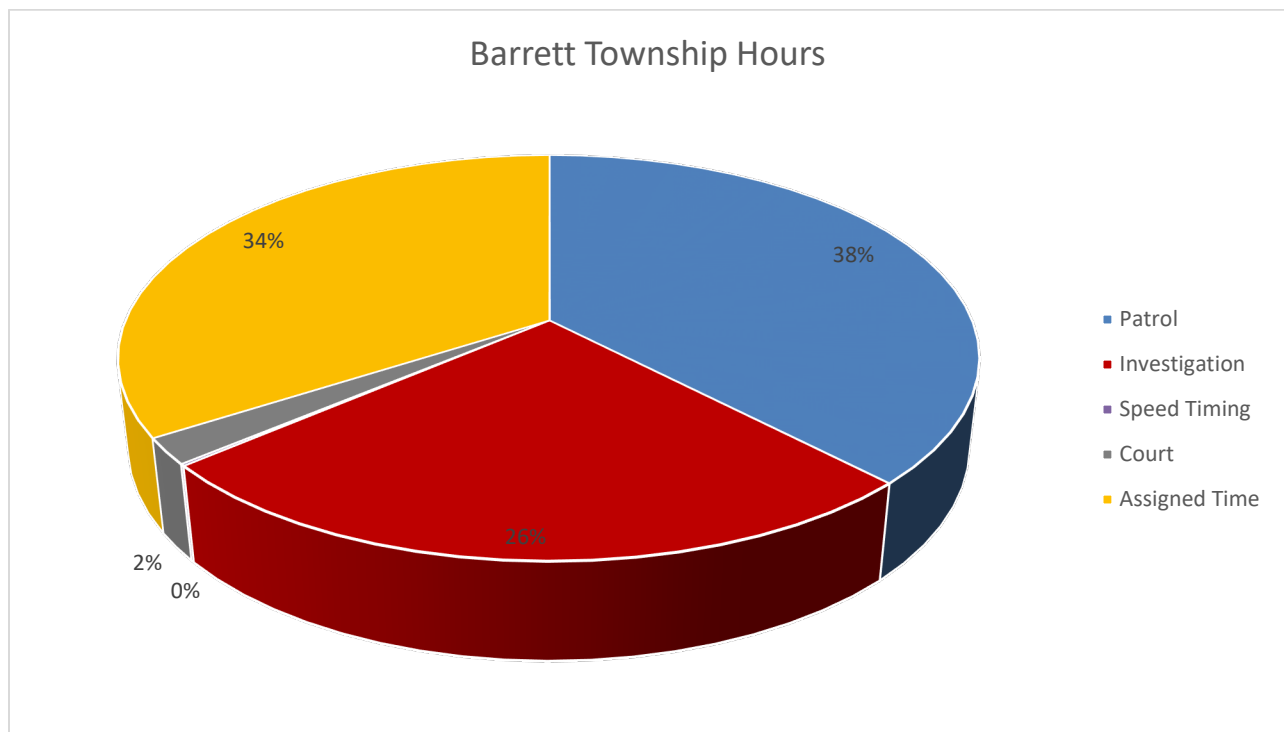
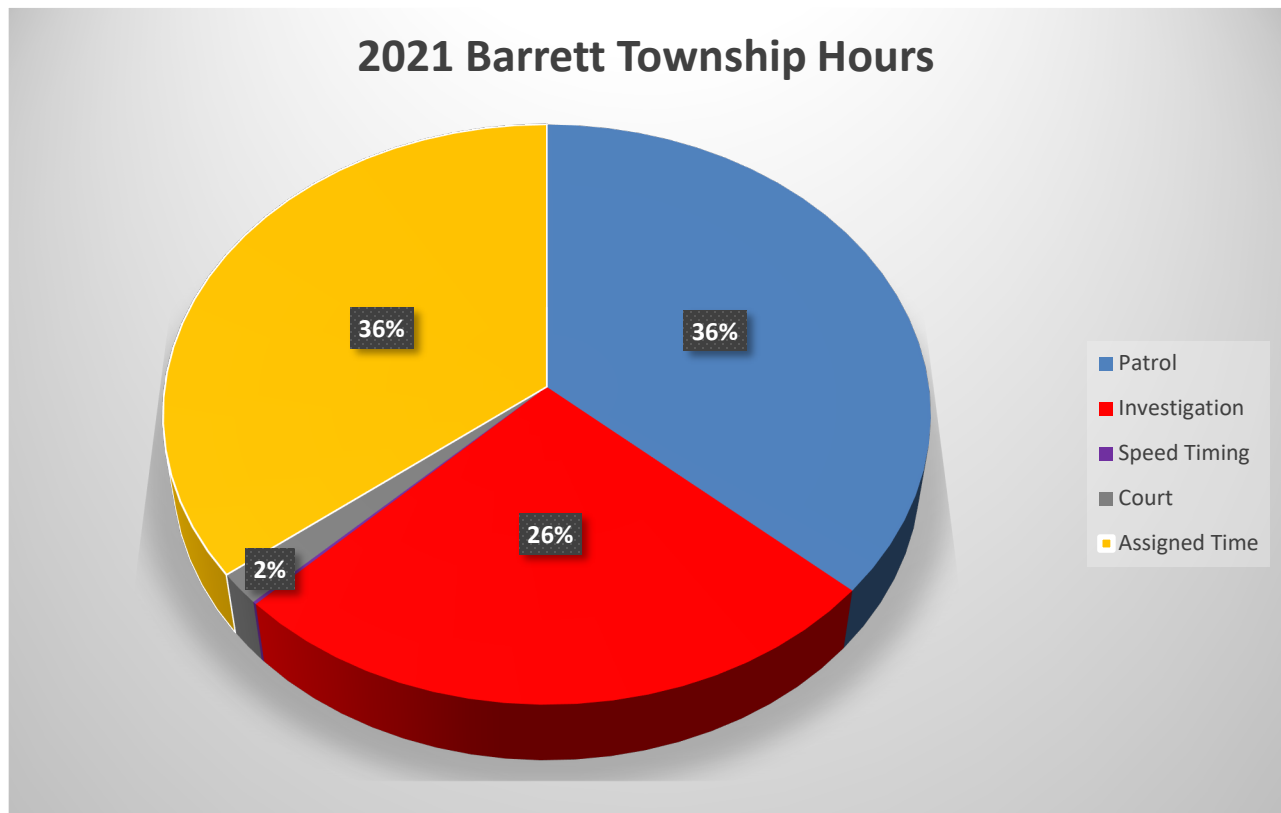
# Breakdown of Hours within a Municipality 2021



# Breakdown of Hours within a Municipality 2021



# Breakdown of Hours within a Municipality 2021



## Breakdown of Activity within the Region 2021

	2009	%	2010	%	2011	%	2012	%	2013	%	2014	%	2015	%
Complaints Accidents	16299		16028		13950		13802		12824		11916		12507	
Criminal Arrests	1871		1930		1683		1505		1236		1183		1315	
Traffic Arrests	5248		5568		4648		2648		2571		1726		3300	
Traffic Warnings	4845		5651		3982		2550		1605		1135		1797	
Ordinance Arrests	144		236		189		139		219		129		480	
Totals	28407		29413		24452		20644		18455		16040		19399	

	2016	%	2017	%	2018	%	2019	%	2020	%	2021	%
Complaints Accidents	12957		13786		13678		13983	66.68	14339	77.71	15010	73.34
Criminal Arrests	1420		1419		1083		1167	5.56	1014	5.49	1083	5.29
Traffic Arrests	3904		3777		3090		2575	12.27	1343	7.27	2114	10.32
Traffic Warnings	1892		2519		2055		3028	14.43	1633	8.85	2148	10.49
Ordinance Arrests	352		345		189		217	1.03	121	.65	110	.53
Totals	20525		21846		20095		20970		18450		20465	100

# Breakdown of Activity within a Municipality 2021

Tobyhanna Township	2009	%	2010	%	2011	%	2012	%	2013	%	2014	%	2015	%
Complaints Accidents	4406	27%	4404	27%	3817	27%	3823	28%	3563	28%	2857	24%	2992	24%
Criminal Arrests	535	29%	522	27%	403	24%	307	20%	353	29%	276	23%	285	22%
Traffic Arrests	2054	39%	2018	36%	1901	41%	886	33%	800	31%	478	28%	1440	44%
Traffic Warnings	1995	41%	2138	38%	1737	44%	1145	45%	582	36%	457	40%	889	49%
Ordinance Arrests	47	33%	42	18%	36	19%	37	27%	28	13%	14	11%	117	24%
Totals	9037		9124		7894		6198		5326		4082		5723	

	2016	%		2017	%		2018	%		2019	%
Complaints Accidents	2853	22%	Complaints Accidents	3289	24%	Complaints Accidents	3317	24%	Complaints Accidents	3559	63.75
Criminal Arrests	333	23%	Criminal Arrests	330	23%	Criminal Arrests	280	25%	Criminal Arrests	327	5.85
Traffic Arrests	1186	30%	Traffic Arrests	1131	30%	Traffic Arrests	859	27%	Traffic Arrests	709	12.70
Traffic Warnings	709	37%	Traffic Warnings	938	37%	Traffic Warnings	639	31%	Traffic Warnings	956	17.12
Ordinance Arrests	58	16%	Ordinance Arrests	40	12%	Ordinance Arrests	25	13%	Ordinance Arrests	31	.005
Totals	5139	25%	Totals	5728	26%	Totals	5120	25%	Totals	5582	

	2020	%	2021	%
Complaints Accidents	3791	76.21	3951	69.83
Criminal Arrests	284	5.70	303	5.35
Traffic Arrests	373	7.49	707	12.49
Traffic Warnings	507	10.19	676	11.94
Ordinance Arrests	19	.38	21	.37
Totals	4974		5658	100

# Breakdown of Activity within a Municipality 2021

Mount Pocono Borough	2009	%	2010	%	2011	%	2012	%	2013	%	2014	%	2015	%
Complaints Accidents	2561	16%	2594	16%	2320	17%	2360	17%	2188	17%	2092	18%	2062	16%
Criminal Arrests	392	21%	492	25%	381	23%	365	24%	348	28%	311	26%	369	28%
Traffic Arrests	1212	23%	1158	21%	1026	22%	544	21%	632	25%	571	33%	732	22%
Traffic Warnings	887	18%	1157	20%	860	22%	409	16%	384	24%	296	26%	294	16%
Ordinance Arrests	37	26%	85	36%	90	48%	43	31%	130	59%	65	50%	290	60%
Totals	5089		5486		4677		3721		3682		3335		3747	

	2016	%		2017	%		2018	%		2019	%
Complaints Accidents	2119	16%	Complaints Accidents	2303	17%	Complaints Accidents	2186	15%	Complaints Accidents	2359	57.21
Criminal Arrests	341	24%	Criminal Arrests	381	27%	Criminal Arrests	257	23%	Criminal Arrests	267	6.47
Traffic Arrests	945	24%	Traffic Arrests	897	24%	Traffic Arrests	910	29%	Traffic Arrests	676	16.39
Traffic Warnings	422	22%	Traffic Warnings	521	21%	Traffic Warnings	541	26%	Traffic Warnings	697	16.90
Ordinance Arrests	215	61%	Ordinance Arrests	175	51%	Ordinance Arrests	89	47%	Ordinance Arrests	124	3.00
Totals	4042	20%	Totals	4277	20%	Totals	3983	19%	Totals	4123	

	2020	%	2021	%
Complaints Accidents	2153	67.15	2264	63.64
Criminal Arrests	231	7.20	262	7.36
Traffic Arrests	332	10.35	484	13.60
Traffic Warnings	419	13.06	490	13.77
Ordinance Arrests	71	2.21	57	1.60
Totals	3206		3557	100

# Breakdown of Activity within a Municipality 2021

Tunkhannock Township	2009	%	2010	%	2011	%	2012	%	2013	%	2014	%	2015	%
Complaints Accidents	2279	14%	2187	14%	1819	13%	1918	14%	1749	14%	1574	13%	1678	13%
Criminal Arrests	256	14%	232	12%	203	12%	204	14%	138	11%	141	12%	202	15%
Traffic Arrests	467	9%	892	16%	507	11%	340	13%	399	16%	131	8%	143	4%
Traffic Warnings	358	7%	485	9%	326	8%	291	11%	224	14%	98	9%	86	5%
Ordinance Arrests	13	9%	4	2%	5	3%	11	8%	1	0%	1	1%	3	1%
Totals	3373		3800		2860		2764		2511		1945		2112	

	2016	%		2017	%		2018	%		2019	%
Complaints Accidents	1588	12%	Complaints Accidents	1714	12%	Complaints Accidents	1646	12%	Complaints Accidents	1692	72.55
Criminal Arrests	151	11%	Criminal Arrests	133	9%	Criminal Arrests	102	9%	Criminal Arrests	104	4.45
Traffic Arrests	326	8%	Traffic Arrests	425	11%	Traffic Arrests	271	8%	Traffic Arrests	262	11.23
Traffic Warnings	103	5%	Traffic Warnings	235	9%	Traffic Warnings	185	9%	Traffic Warnings	270	11.57
Ordinance Arrests	4	.11%	Ordinance Arrests	8	2%	Ordinance Arrests	1	0%	Ordinance Arrests	4	.17
Totals	2172	11%	Totals	2515	12%	Totals	2205	10%	Totals	2332	

	2020	%	2021	%
Complaints Accidents	1544	82.43	1821	76.54
Criminal Arrests	96	5.12	79	3.32
Traffic Arrests	105	5.60	176	7.39
Traffic Warnings	125	6.67	203	8.53
Ordinance Arrests	3	.16	0	0
Totals	1873		2279	100

# Breakdown of Activity within a Municipality 2021

Coolbaugh Township	2009	%	2010	%	2011	%	2012	%	2013	%	2014	%	2015	%
Complaints Accidents	7053	43%	6843	43%	5994	43%	5701	41%	5324	42%	5344	45%	5216	42%
Criminal Arrests	688	36%	684	35%	696	41%	629	42%	397	32%	455	38%	424	32%
Traffic Arrests	1515	29%	1500	27%	1214	26%	878	33%	740	29%	546	32%	877	27%
Traffic Warnings	1605	34%	1871	33%	1059	27%	705	28%	415	26%	284	25%	490	27%
Ordinance Arrests	47	32%	105	44%	58	31%	48	35%	60	27%	49	38%	70	15%
Totals	10908		11003		9021		7961		6936		6678		7077	

	2016	%		2017	%		2018	%		2019	%
Complaints Accidents	5278	41%	Complaints Accidents	5360	39%	Complaints Accidents	5499	40%	Complaints Accidents	5350	71.35
Criminal Arrests	459	32%	Criminal Arrests	496	35%	Criminal Arrests	395	36%	Criminal Arrests	422	5.62
Traffic Arrests	1172	30%	Traffic Arrests	1119	30%	Traffic Arrests	892	28%	Traffic Arrests	778	10.37
Traffic Warnings	545	29%	Traffic Warnings	650	26%	Traffic Warnings	512	24%	Traffic Warnings	890	11.98
Ordinance Arrests	74	21%	Ordinance Arrests	122	35%	Ordinance Arrests	73	38%	Ordinance Arrests	58	.77
Totals	7528	37%	Totals	7747	35%	Totals	7371	36%	Totals	7498	

	2020	%	2021	%
Complaints Accidents	5715	81.32	5859	77.06
Criminal Arrests	338	4.81	392	5.15
Traffic Arrests	466	6.63	658	8.65
Traffic Warnings	480	6.83	662	8.70
Ordinance Arrests	28	.39	32	.42
Totals	7027		7603	100



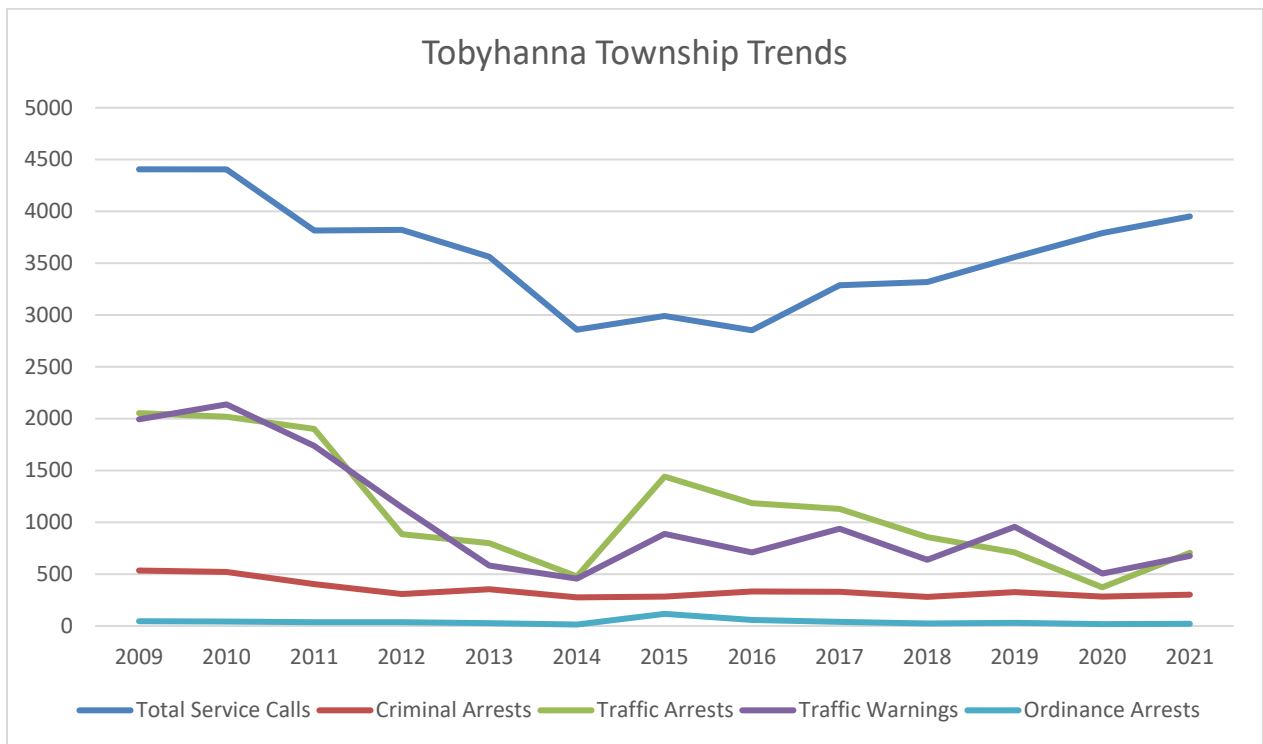
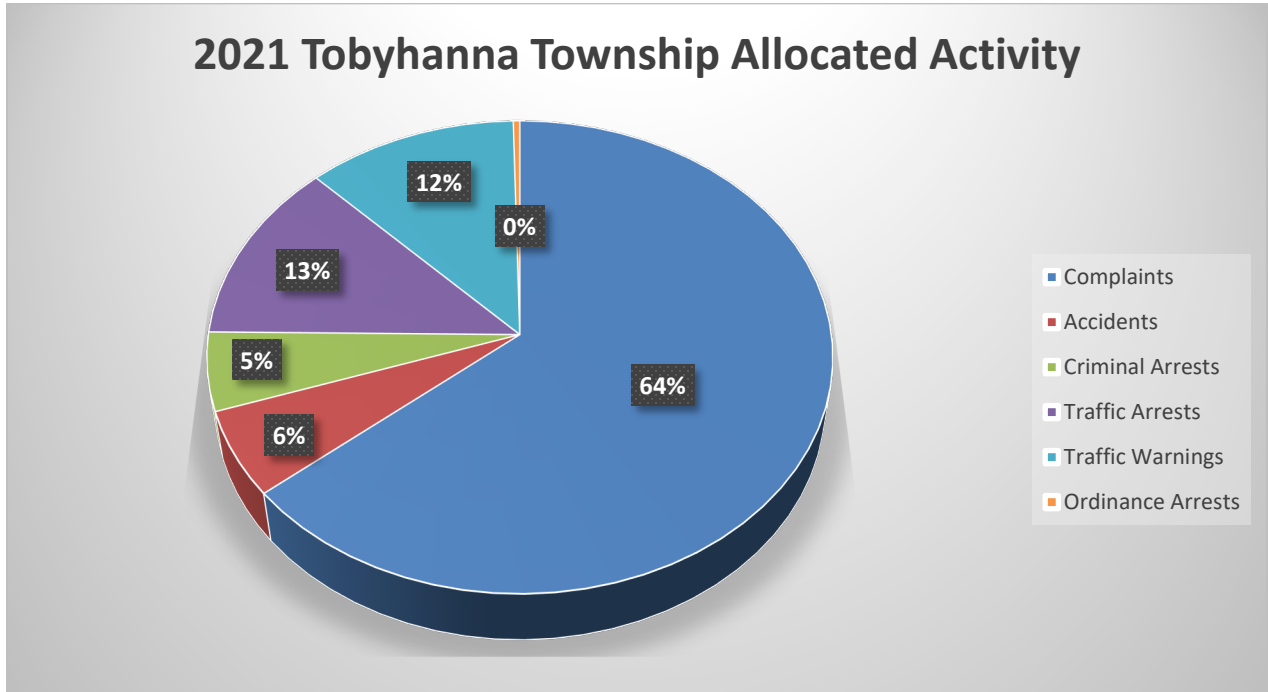
# Breakdown of Activity within a Municipality 2021

Barrett Township	2009	%	2010	%	2011	%	2012	%	2013	%	2014	%	2015	%
Complaints Accidents													510	4%
Criminal Arrests													35	3%
Traffic Arrests													108	3%
Traffic Warnings													38	2%
Ordinance Arrests													0	0
Totals													691	

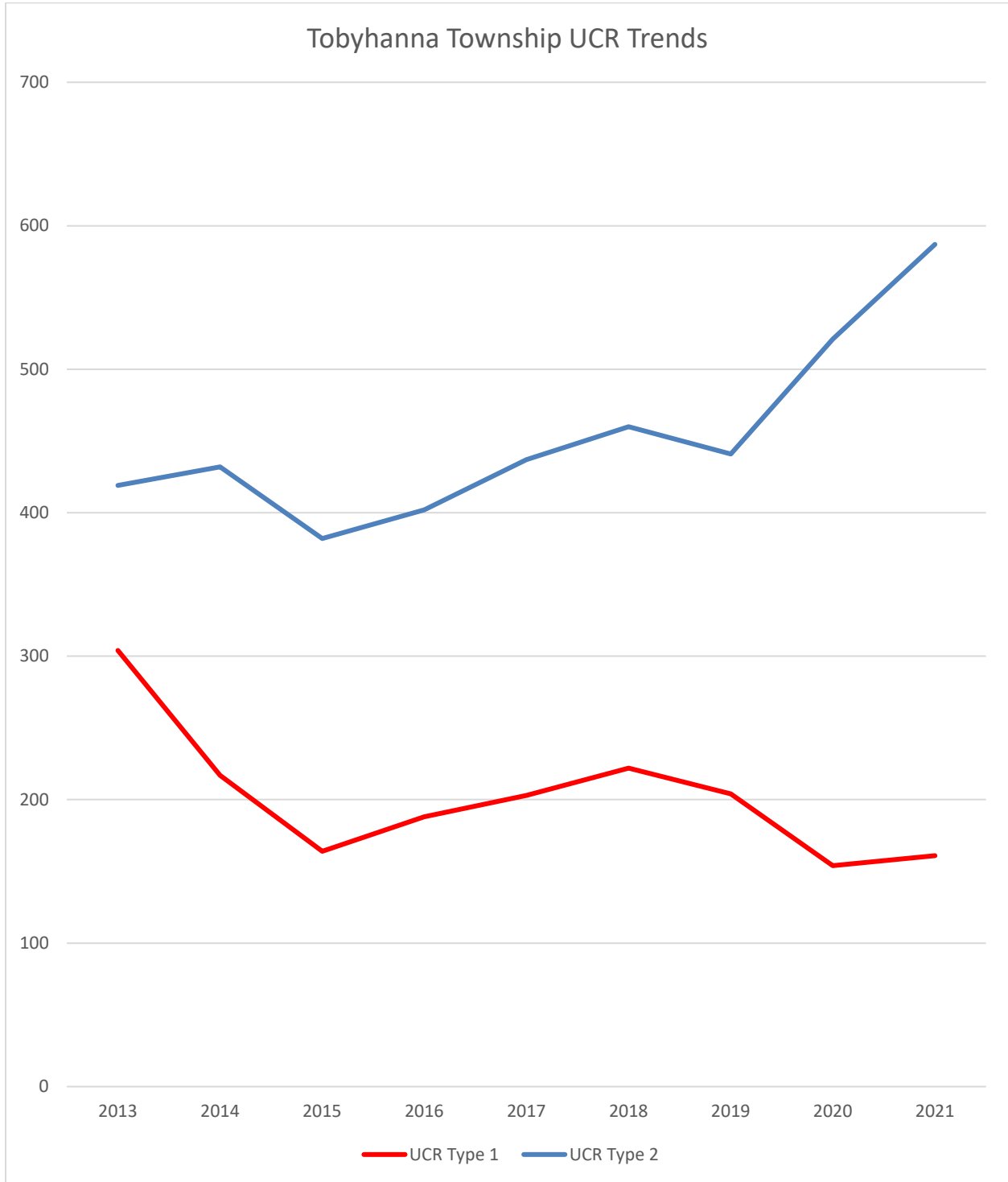
	2016	%		2017	%		2018	%		2019	%
Complaints Accidents	1086	8%	Complaints Accidents	1082	8%	Complaints Accidents	987	7%	Complaints Accidents	976	71.34
Criminal Arrests	132	9%	Criminal Arrests	78	5%	Criminal Arrests	45	4%	Criminal Arrests	44	3.21
Traffic Arrests	275	7%	Traffic Arrests	203	5%	Traffic Arrests	158	5%	Traffic Arrests	141	10.30
Traffic Warnings	113	6%	Traffic Warnings	173	7%	Traffic Warnings	172	8%	Traffic Warnings	207	15.13
Ordinance Arrests	1	.28%	Ordinance Arrests	0	0%	Ordinance Arrests	1	0%	Ordinance Arrests	0	0
Totals	1607	8%	Totals	1536	7%	Totals	1363	6%	Totals	1368	

	2020	%	2021	%
Complaints Accidents	1104	83.00	1086	81.40
Criminal Arrests	62	4.66	47	3.52
Traffic Arrests	67	5.03	87	5.02
Traffic Warnings	97	7.29	114	8.54
Ordinance Arrests	0	0.00	0	0
Totals	1330		1334	100

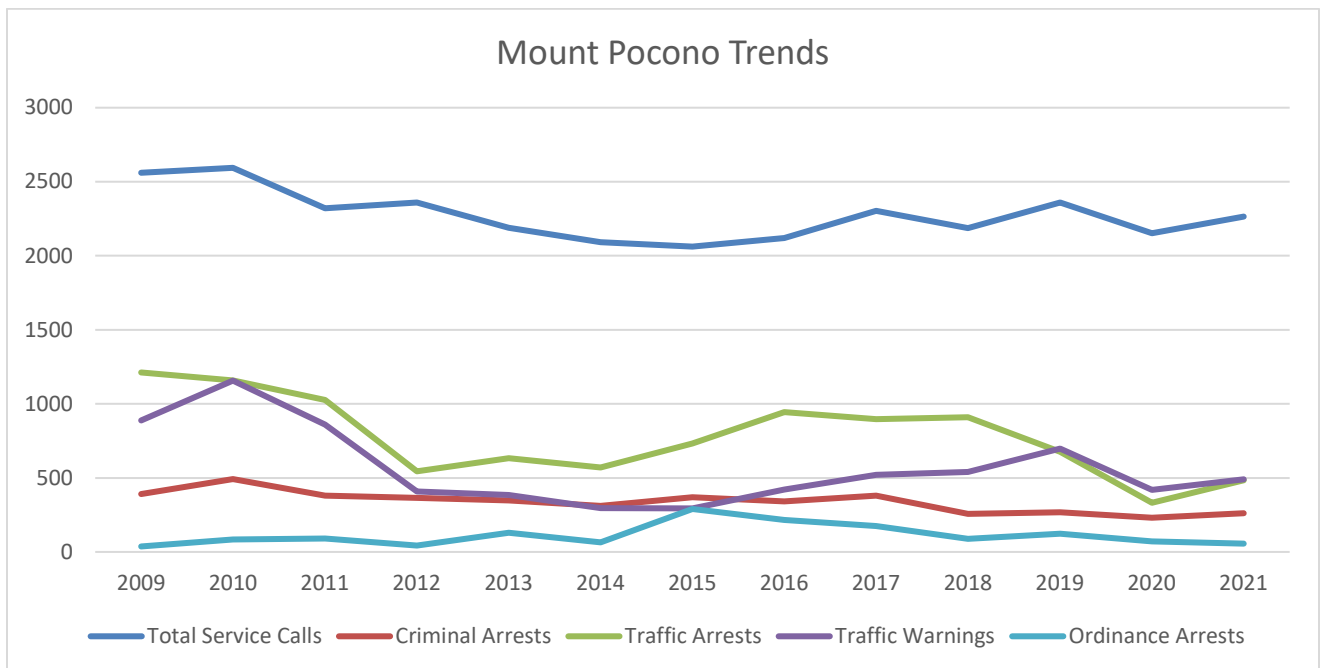
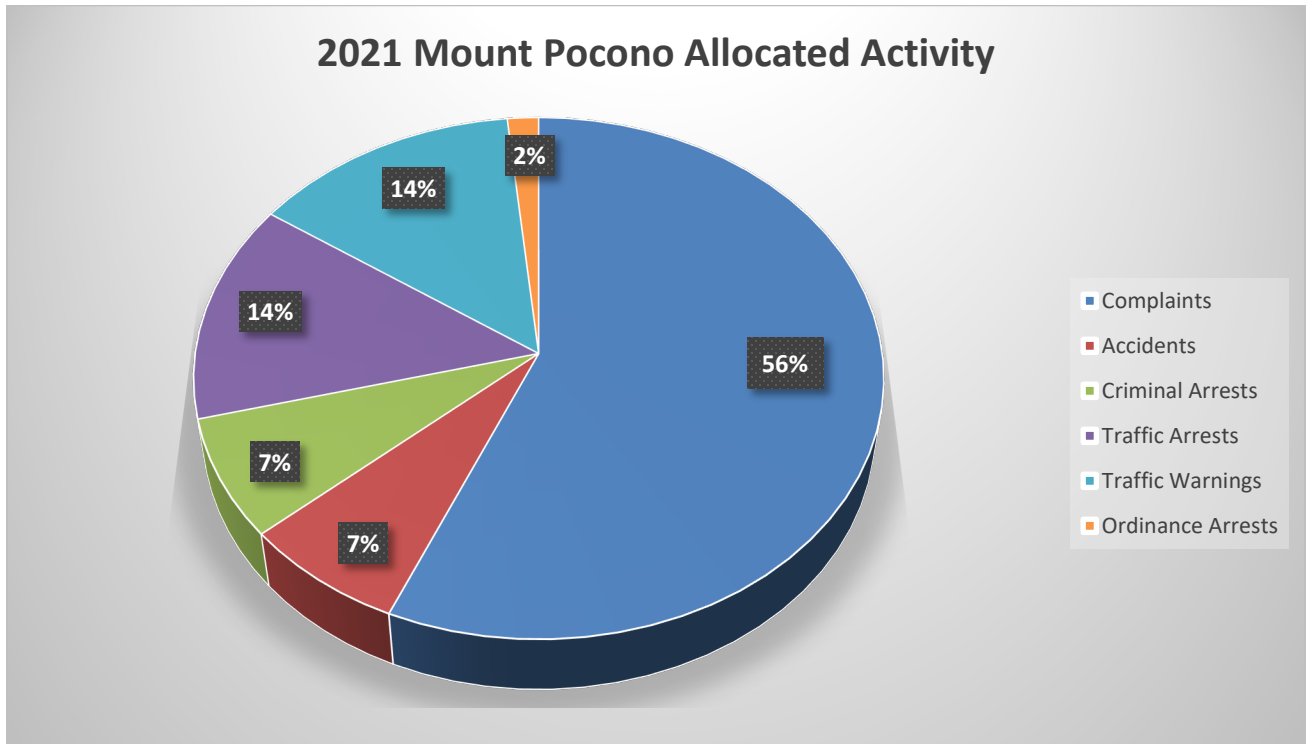
# Allocated Time and Trends 2021



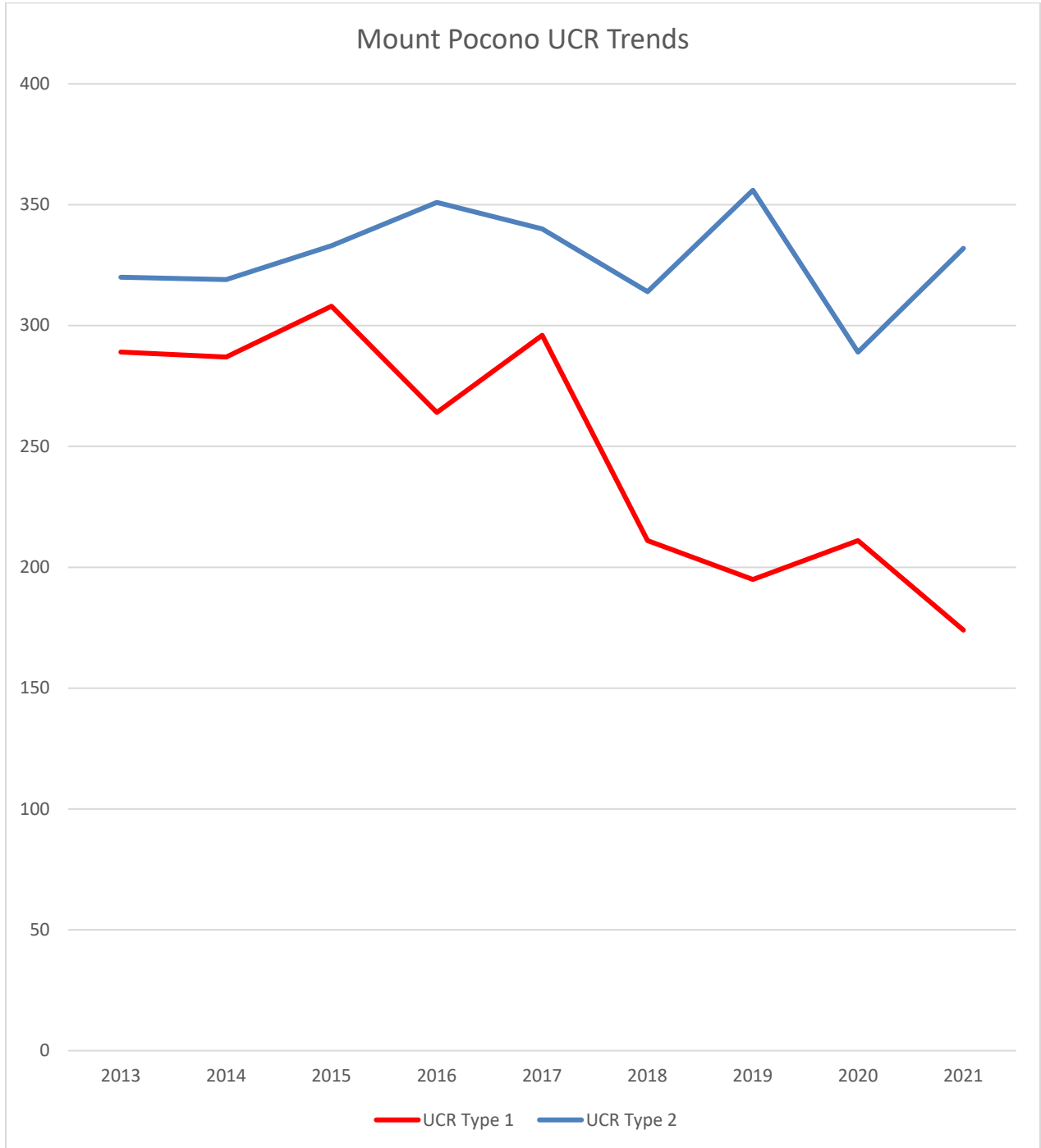
# Allocated Time and Trends 2021



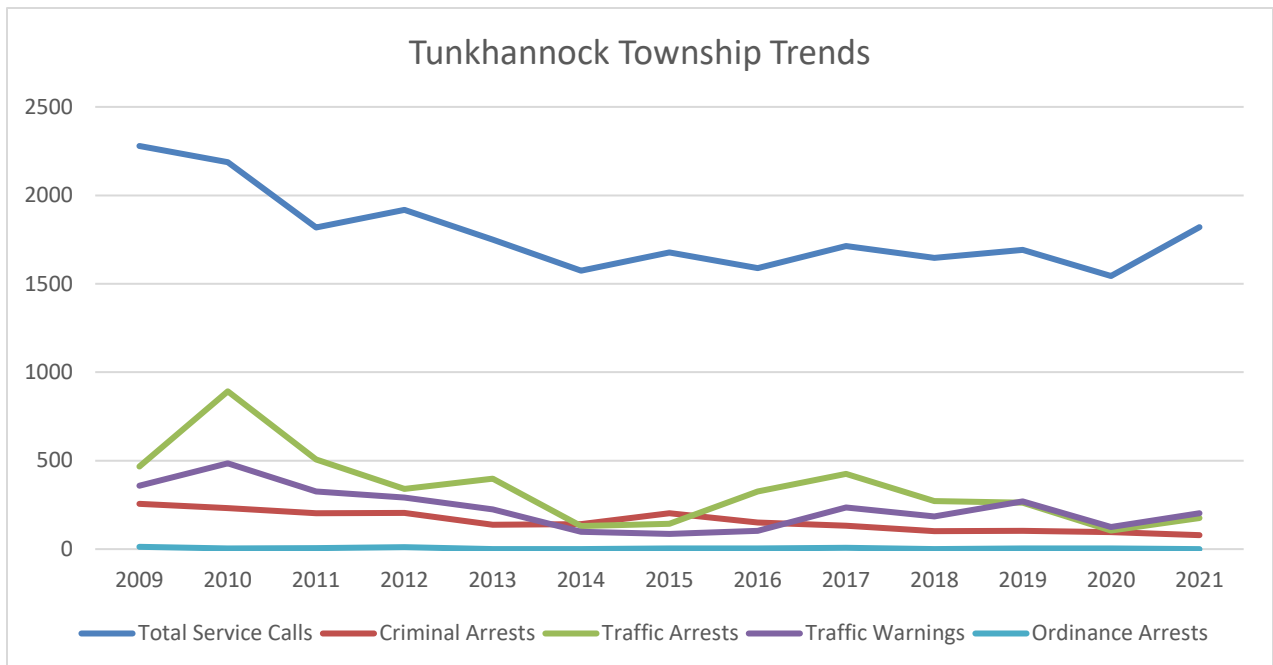
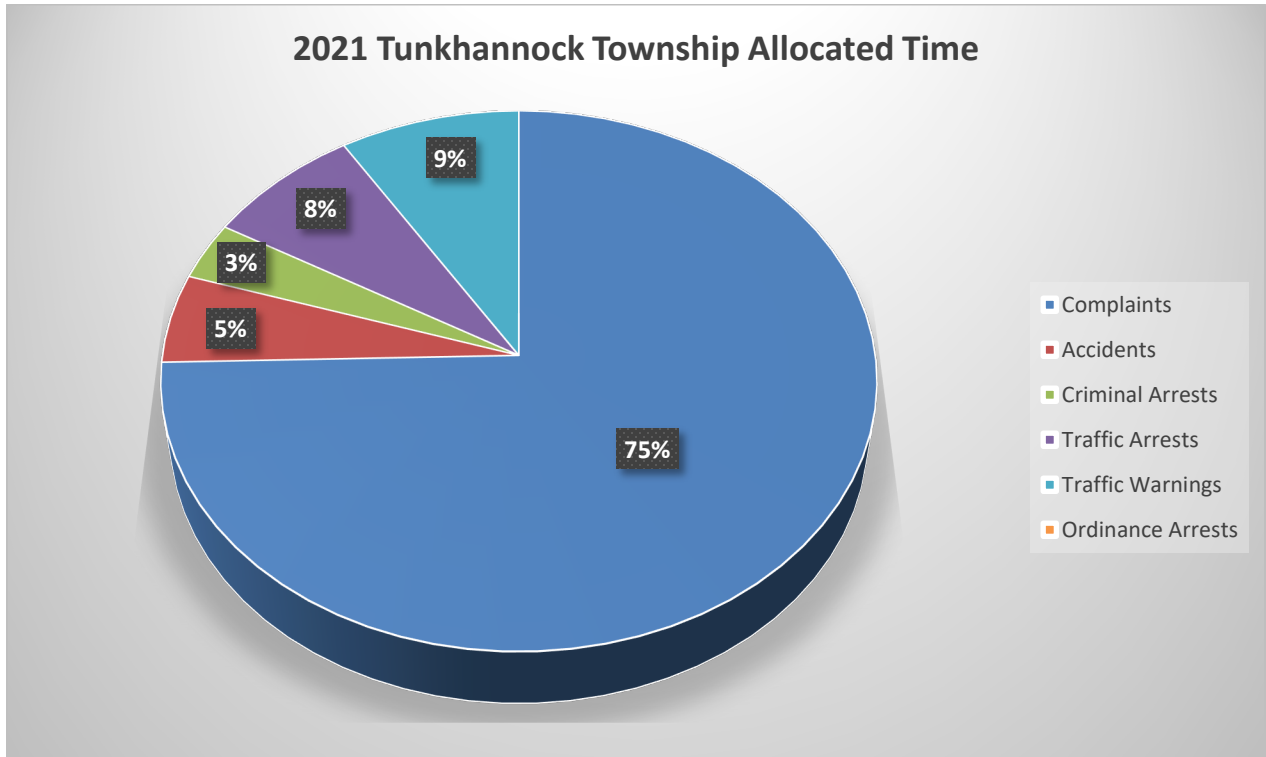
# Allocated Time and Trends 2021



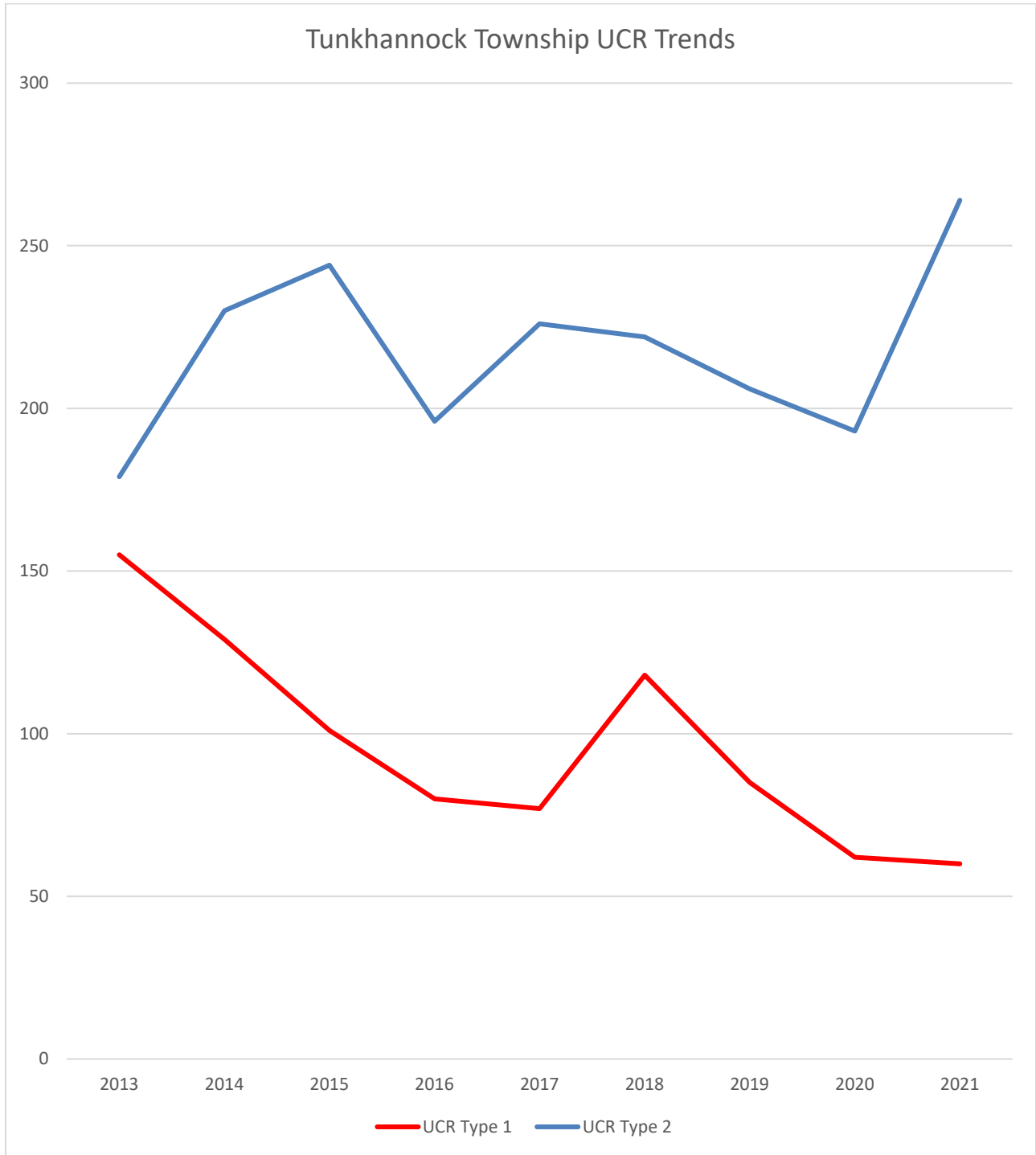
# Allocated Time and Trends 2021



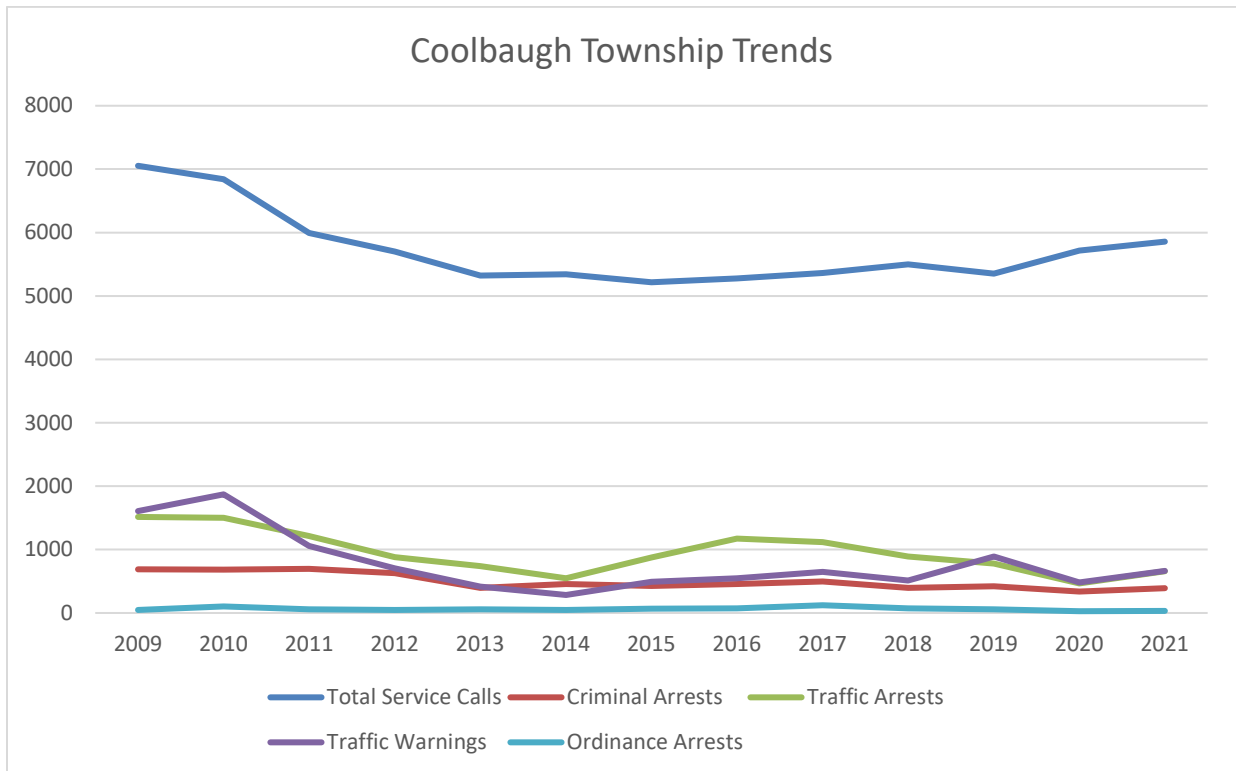
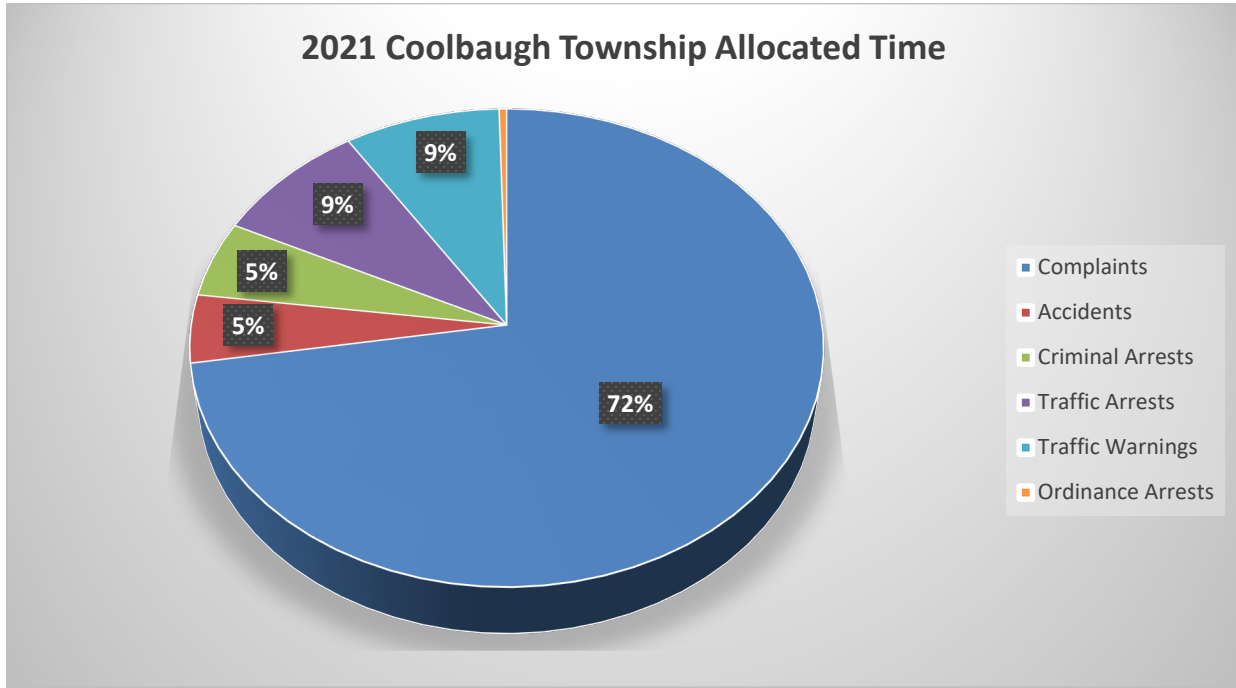
# Allocated Time and Trends 2021



# Allocated Time and Trends 2021

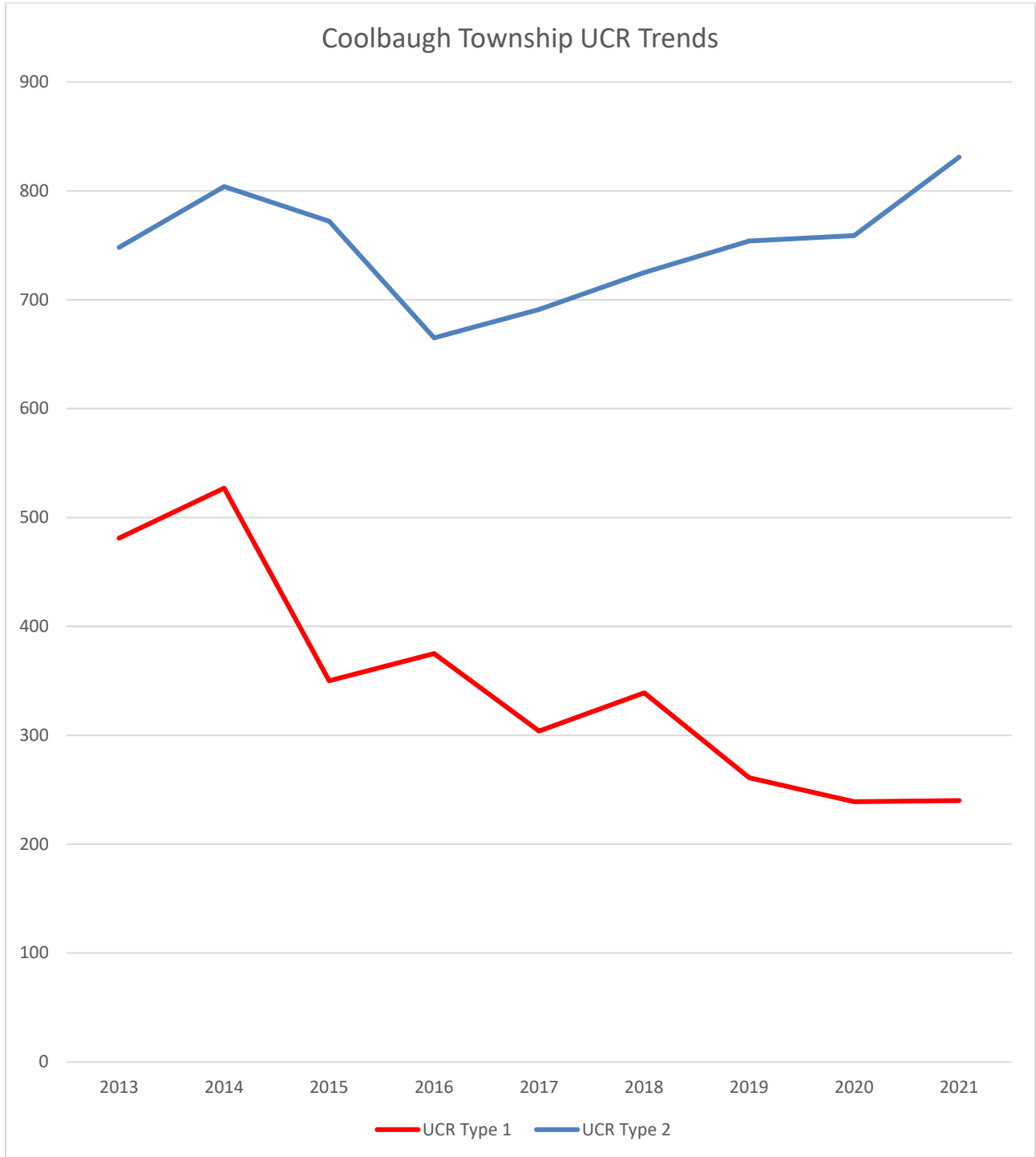


# Allocated Time and Trends 2021

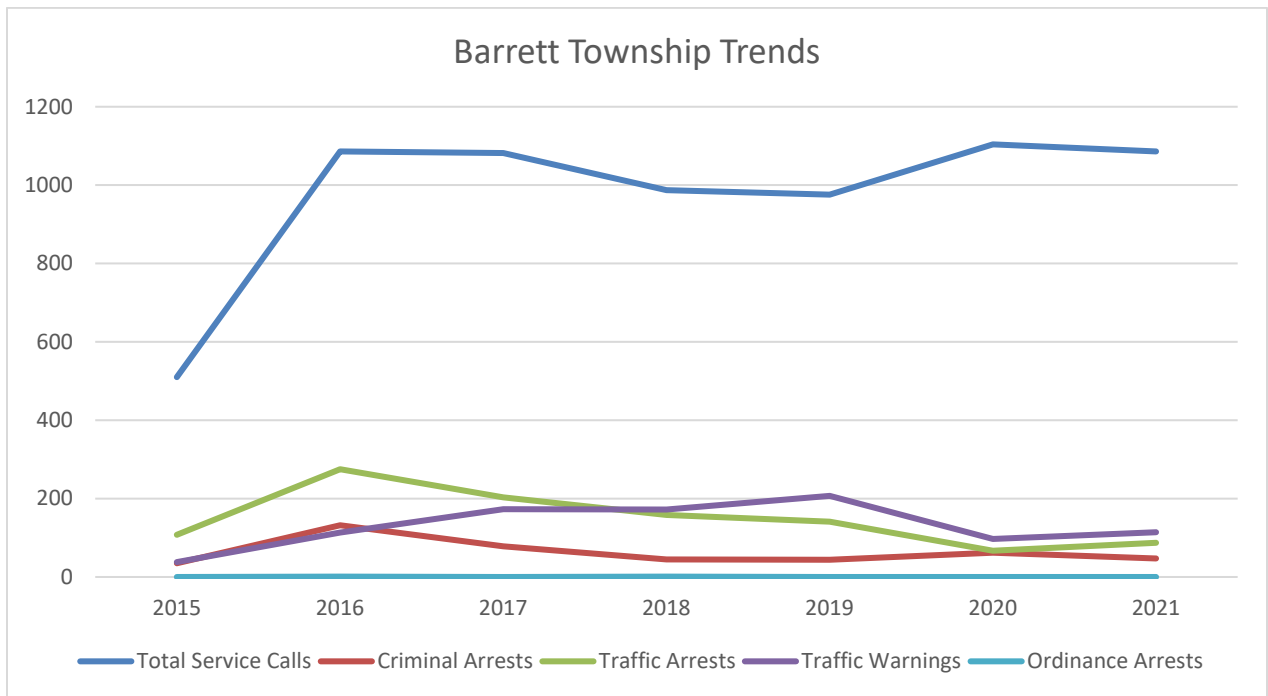
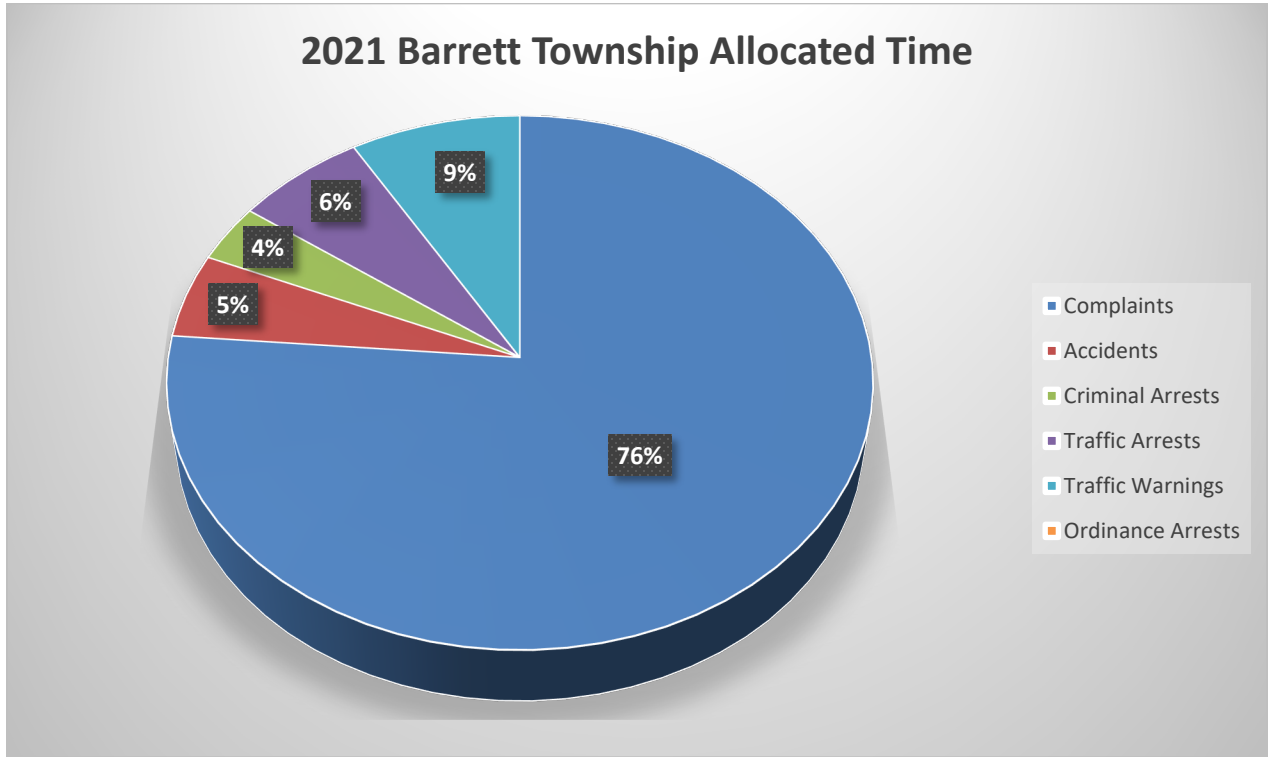




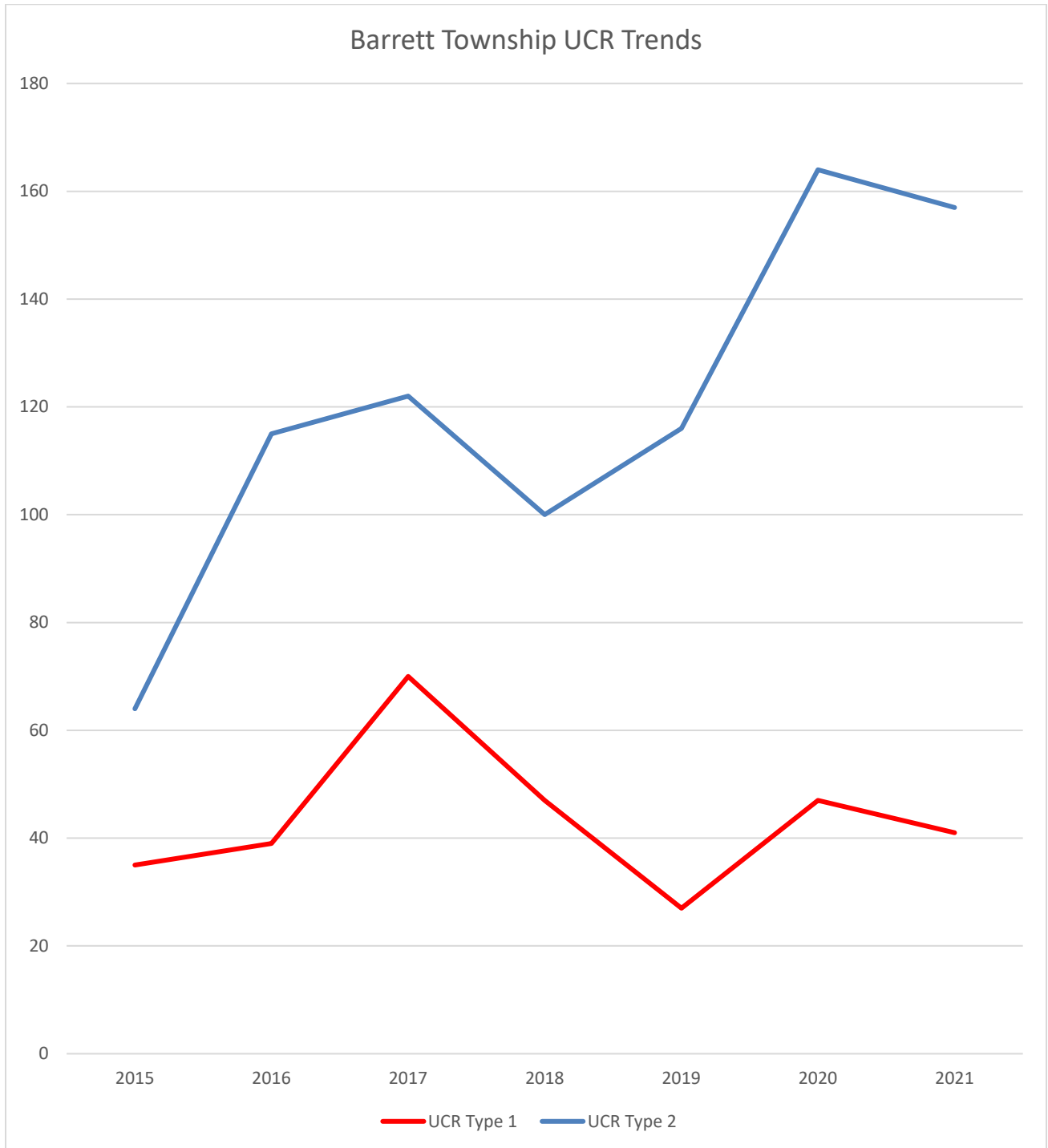
# Allocated Time and Trends 2021



# Allocated Time and Trends 2021



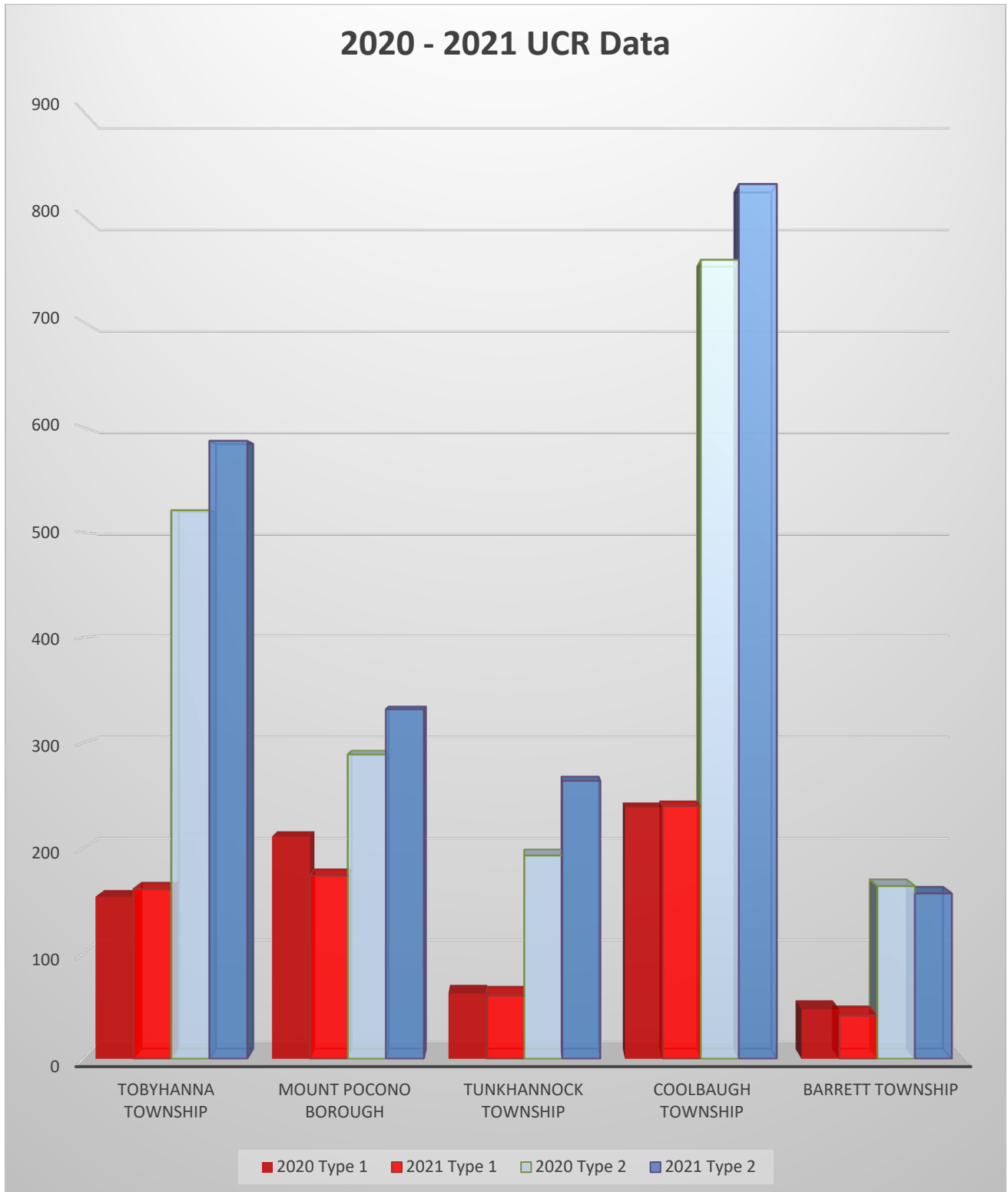
# Allocated Time and Trends 2021



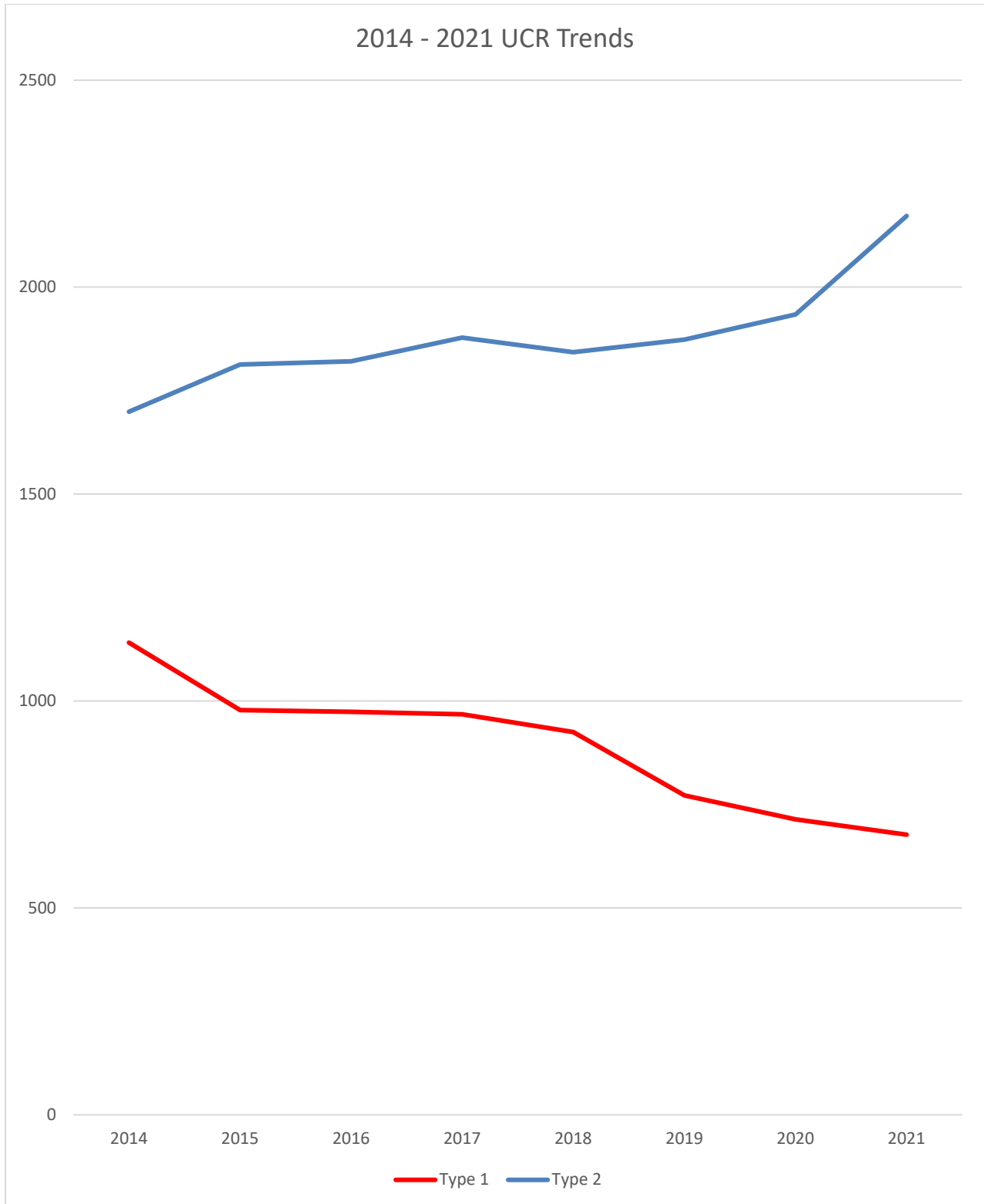
## 2021 UCR Data

	DEPART TOTAL	TOBY	TUNK	Mount Pocono	COOL	BAR
Homicide	7	1	0	1	4	1
Rape	12	1	2	2	5	2
Robbery	4	3	0	1	0	0
Assaults	189	52	14	20	92	10
Burglary	64	8	6	8	33	9
Larceny - Thefts	364	85	34	140	86	19
Stolen Vehicles	33	9	3	2	19	0
Arson	4	2	1	0	1	0
Forgery	7	2	0	2	3	0
Fraud	348	80	53	39	141	35
Embezzlement	0	0	0	0	0	0
Stolen Property	5	2	0	2	1	0
Vandalism	121	20	16	23	49	13
Weapons	32	5	1	6	7	13
Prostitution	0	0	0	0	0	0
Sex Offenses	71	22	5	7	32	5
Drug Violations	119	41	8	29	39	2
Gambling	0	0	0	0	0	0
Offenses Family	60	10	2	4	33	11
DUI	130	46	11	14	51	8
Liquor Laws	5	3	0	0	2	0
Drunkenness	57	33	8	6	7	3
Disorderly Conducts	655	187	79	119	234	35
All Others	562	136	81	81	232	32
<b>UCR TOTALS</b>	<b>2849</b>	<b>748</b>	<b>324</b>	<b>506</b>	<b>1071</b>	<b>198</b>

# 2020 – 2021 UCR Data

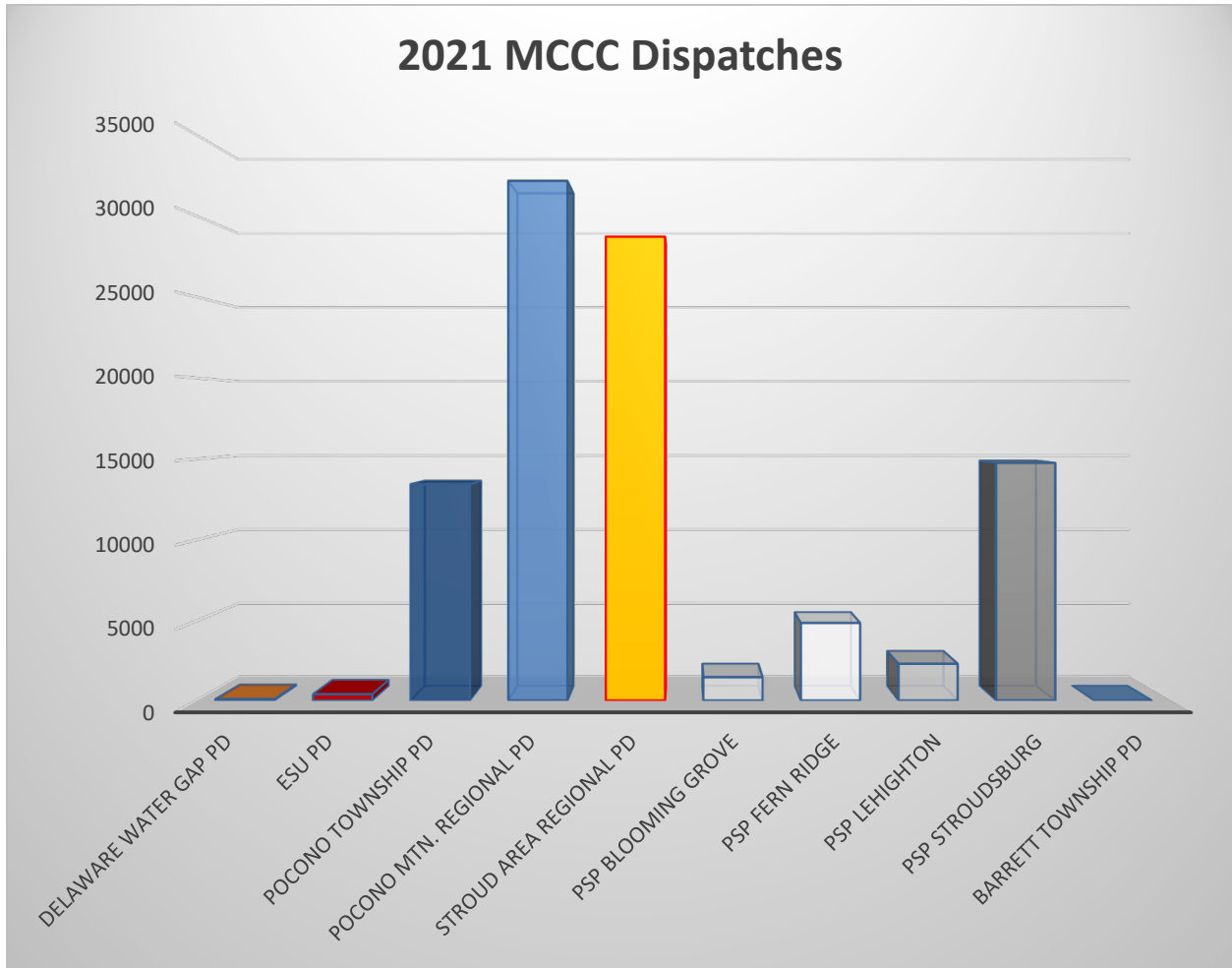


# 2014 – 2021 UCR Data

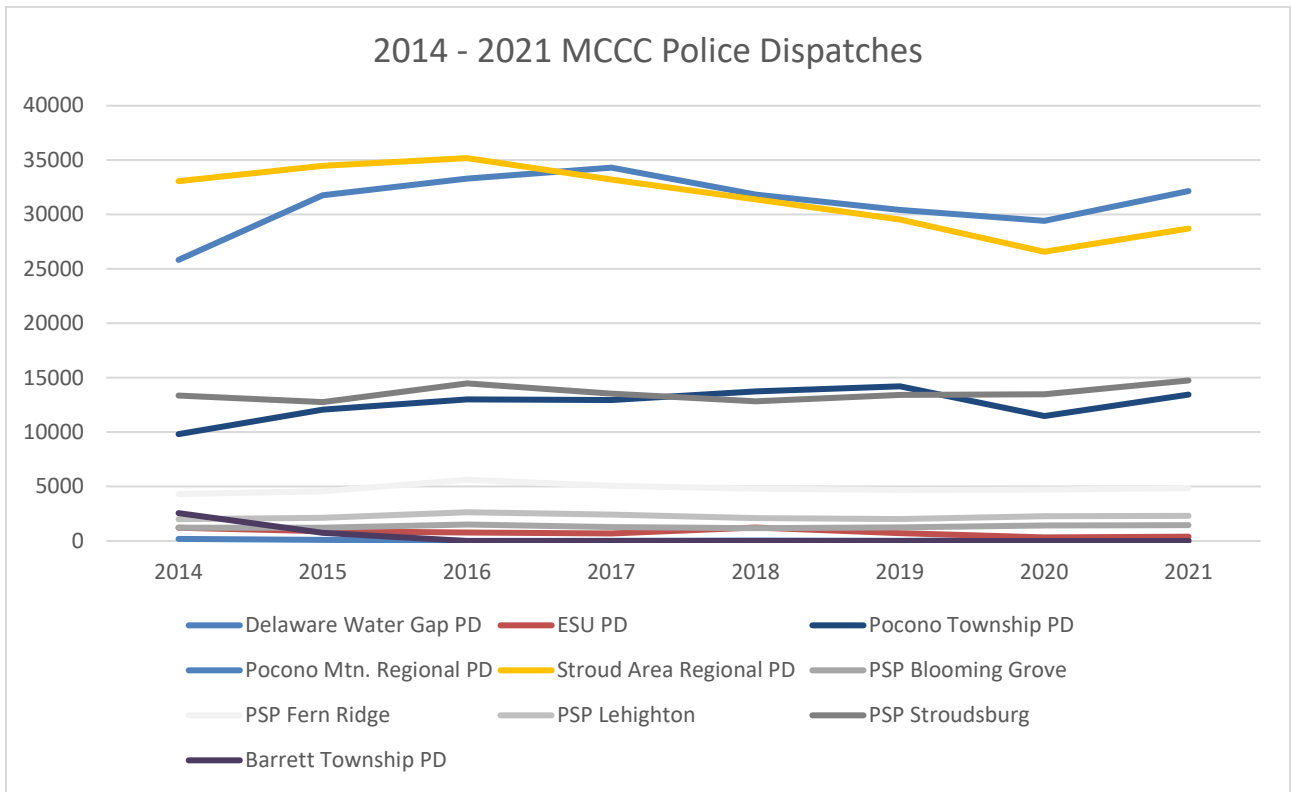
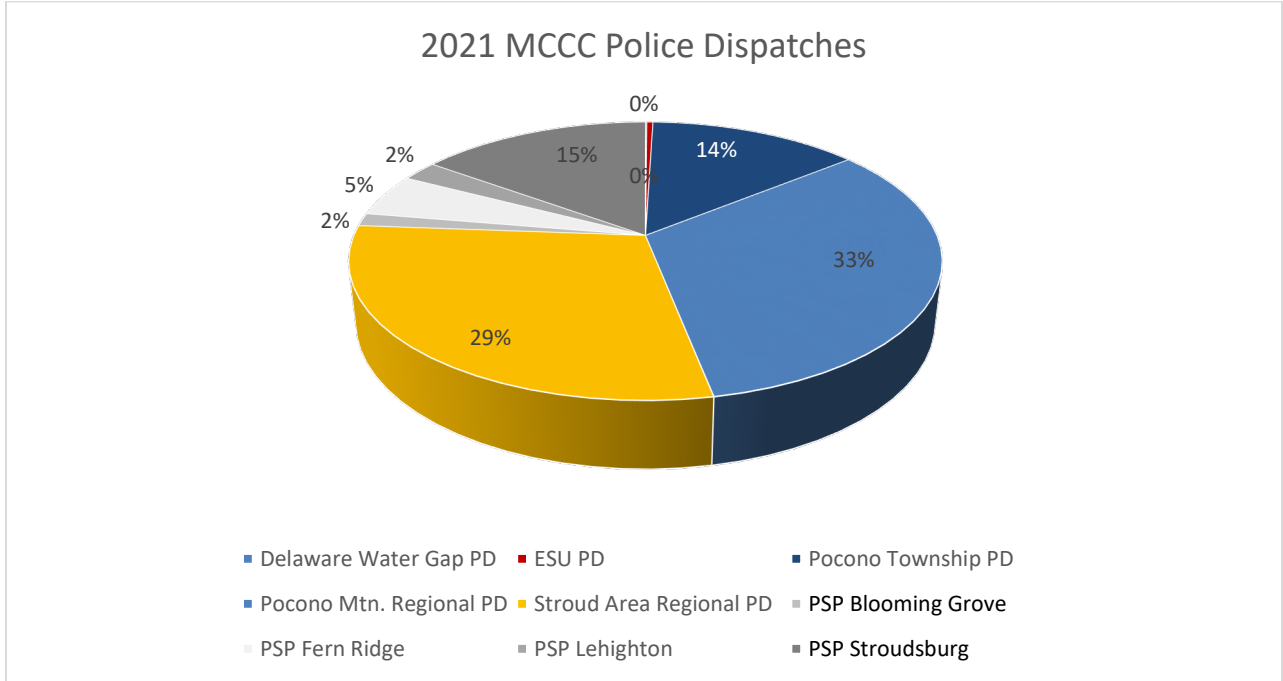


# Monroe County Control Center 2021 Police Statistics

Department	2021 Calls Reported
Delaware Water Gap Police	84
East Stroudsburg University Police	393
Pocono Township Police	13441
Pocono Mountain Regional Police	32164
Stroud Area Regional Police	28722
PA State Police Blooming Grove	1463
PA State Police Fern Ridge	4871
PA State Police Lehighton	2307
PA State Police Stroudsburg	14752



# Monroe County Control Center 2021 Police Statistics





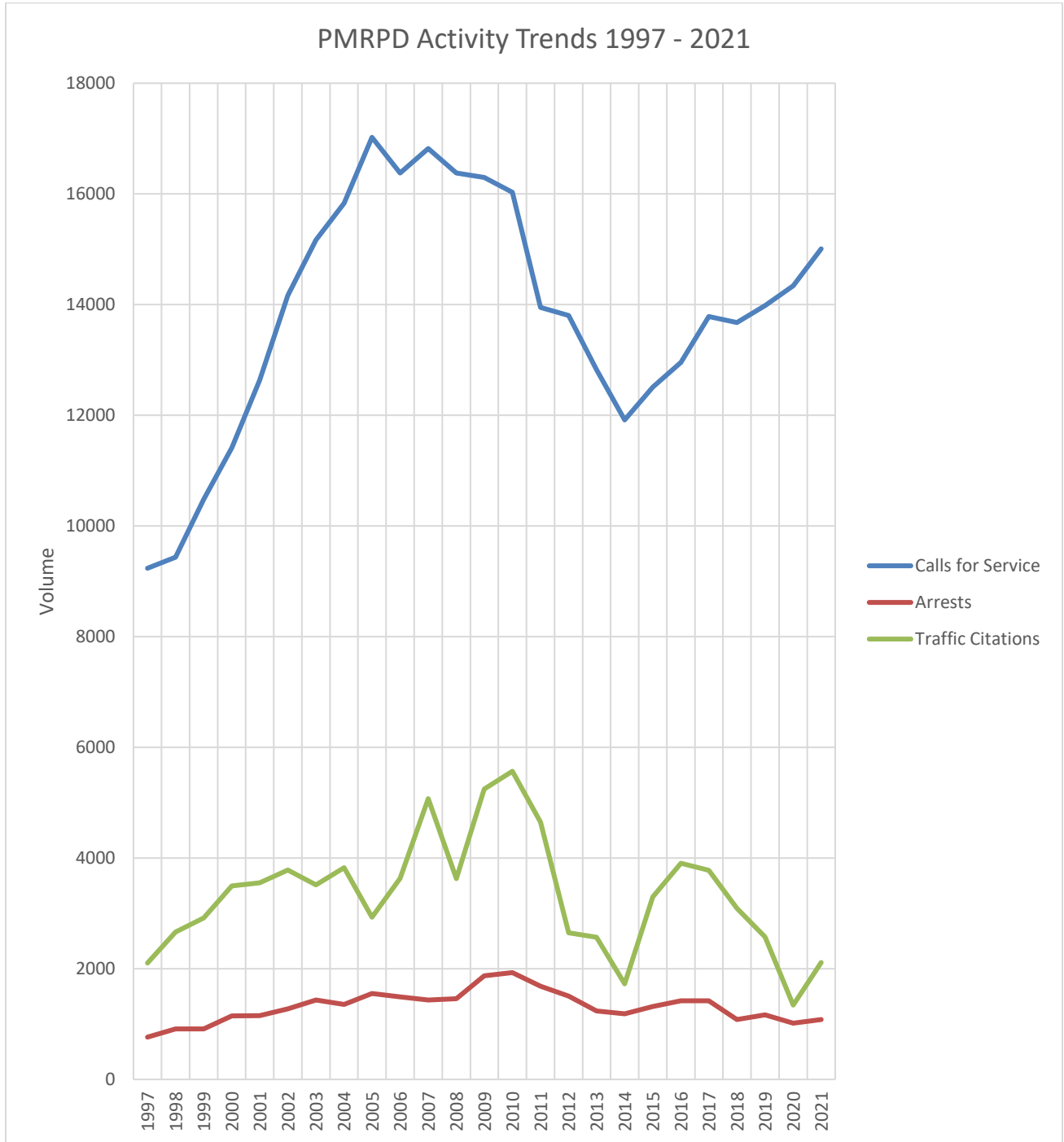
# PMRPD Analysis

## 1997 – 2021

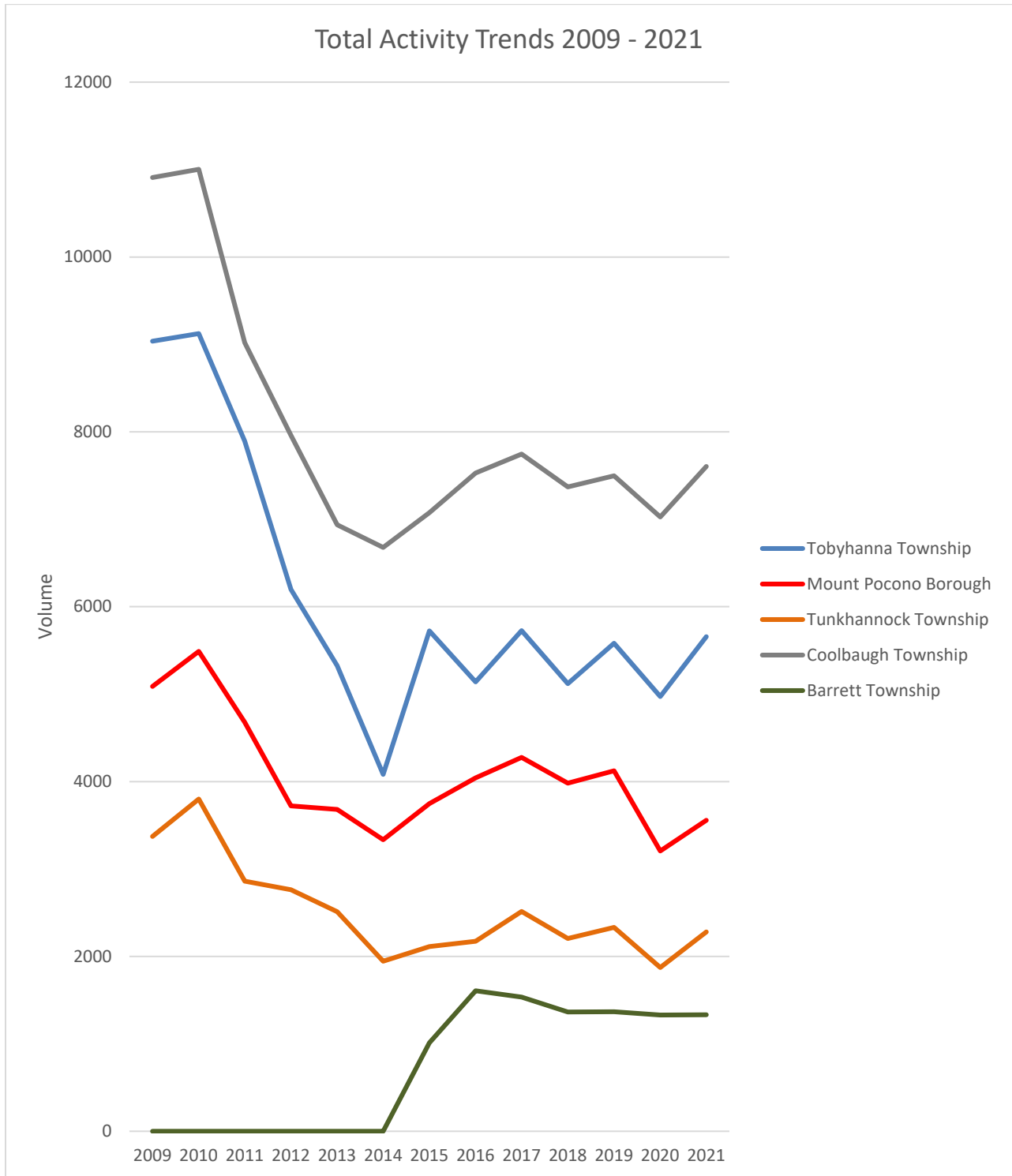
YEAR	CALLS FOR SERVICE	CRIMINAL ARRESTS	TRAFFIC CITATIONS	BILLABLE OFFICERS	UNITS	PPU	BUDGET	TOTAL OFFICERS	CBA Raises	Total court Disbursements
1997	9236	764	2105	26	104	17,831	2,100,570	28		\$ 4,529.36
1998	9436	914	2664	28	112	17,997	2,385,562	30		\$ 90,034.70
1999	10479	911	2917	29	116	19,427	2,642,343	31	\$1,250	\$ 108,155.40
2000	11411	1149	3498	30	120	20,660	2,868,278	32	\$1,250	\$ 122,749.10
2001	12635	1154	3555	30	120	23,033	3,135,498	32	\$1,250	\$ 116,149.25
2002	14164	1275	3782	31	124	26,602	3,711,484	33	7.5%	\$ 116,843.24
2003	15166	1436	3516	32	128	28,386	4,060,456	35	3.5%	\$ 110,093.54
2004	15831	1354	3825	32	128	28,906	4,163,863	35	7%	\$ 110,911.49
2005	17022	1553	2930	33	132	32,582	4,879,154	36	5.2%	\$ 93,145.91
2006	16379	1492	3635	34	136	33,267	5,112,597	37	1%	\$ 111,678.86
2007	16818	1436	5073	35	140	32,751	5,193,331	38	4%	\$ 145,945.56
2008	16376	1457	3629	37	148	33,094	5,545,580	40	4%	\$ 140,188.22
2009	16299	1871	5248	40	160	32,084	5,823,030	44	4%	\$ 175,080.40
2010	16028	1930	5568	40	160	31,699	6,007,999	44	4%	\$ 178,282.98
2011	13950	1683	4648	39	156	32,214	6,088,699	43	2%	\$ 144,002.80
2012	13802	1505	2648	35	140	34,463	5,721,404	39	3%	\$ 116,137.88
2013	12824	1236	2571	34.5	138	35,049	5,756,983	38	3%	\$ 98,478.49
2014	11916	1184	1726	32	128	37,787	5,627,573	36	0%	\$ 75,877.04
2015	12507	1315	3300	35	140	40,332	5,392,174	40	1%	\$ 94,464.58

<b>YEAR</b>	<b>CALLS FOR SERVICE</b>	<b>CRIMINAL ARRESTS</b>	<b>TRAFFIC CITATIONS</b>	<b>BILLABLE OFFICERS</b>	<b>UNITS</b>	<b>PPU</b>	<b>BUDGET</b>	<b>TOTAL OFFICERS</b>	<b>CBA Raises</b>	<b>Total court Disbursements</b>
2016	12957	1420	3904	35	140	40,930	5,730,262	40	2%	\$123,339.33
2017	13786	1419	3777	36	144	41,301	5,947,357	41	3%	\$105,204
2018	13678	1083	3090	36	144	39,905	5,746,362	41	3%	\$86,910
2019	13983	1167	2575	37	148	40,751	6,031,153	44	3%	\$78,047
2020	14339	1014	1343	37	148	41,566	6,151,901	44	3%	\$57,790
2021	15010	1083	2114	38	152	40,994	6,231,163	45	3%	\$63,746

# PMRPD Activity Trends



# PMRPD Activity Trends



# State Funded Programs

## Aggressive Driving / Buckle up PA/ Liquor Control Grant

Program	Dollars Received
Aggressive Driving / Buckle Up PA	\$ 14,772.47
LCE Grant	\$ 0
DUI	\$ 3,448.18

# MONEY DISBURSED THROUGH PARKING VIOLATIONS AND ALARM FINES 2012 THROUGH 2021

<b>Tobyhanna Township</b>	<b>2012</b>	<b>2013</b>	<b>2014</b>	<b>2015</b>	<b>2016</b>	<b>2017</b>	<b>2018</b>	<b>2019</b>	<b>2020</b>
Parking Violations	925.00	490.00	350.00	3,750	1,850	950.00	330.00	650.00	200.00
Alarm Violations	125.00	300.00	225.00	100	625	200.00	475.00	125.00	500.00
<b>Total</b>	<b>1,050.00</b>	<b>790.00</b>	<b>575.00</b>	<b>3,850</b>	<b>2475</b>	<b>1,150</b>	<b>805.00</b>	<b>775.00</b>	<b>700.00</b>

<b>Tobyhanna Township</b>	<b>2021</b>
Parking Violations	300.00
Alarm Violations	200.00
<b>Total</b>	<b>500.00</b>

<b>Mount Pocono</b>	<b>2012</b>	<b>2013</b>	<b>2014</b>	<b>2015</b>	<b>2016</b>	<b>2017</b>	<b>2018</b>	<b>2019</b>	<b>2020</b>
Parking Violations	700.00	2,775.00	1,575.00	8,650	7,075	5,350.00	2,150	2,350.00	1,450.00
Alarm Violations	50.00	250.00	350.00	50	25	475.00	625	900.00	650.00
<b>Total</b>	<b>750.00</b>	<b>3,025.00</b>	<b>1,925.00</b>	<b>8,700</b>	<b>7,100</b>	<b>5,825</b>	<b>2,775.00</b>	<b>3,250.00</b>	<b>2,100.00</b>

<b>Mount Pocono</b>	<b>2021</b>
Parking Violations	1,400.00
Alarm Violations	525.00
<b>Total</b>	<b>1,925.00</b>

# MONEY DISBURSED THROUGH PARKING VIOLATIONS AND ALARM FINES 2012 THROUGH 2021

<b>Tunkhannock Township</b>	<b>2012</b>	<b>2013</b>	<b>2014</b>	<b>2015</b>	<b>2016</b>	<b>2017</b>	<b>2018</b>	<b>2019</b>	<b>2020</b>
Parking Violations	100.00	0	0	0	0	0	50	0	0
Alarm Violations	100.00	100.00	75.00	0	25.00	100.00	25	50.00	100.00
Total	200.00	100.00	75.00	0	25.00	100.00	75	50.00	100.

<b>Tunkhannock Township</b>	<b>2021</b>
Parking Violations	0
Alarms	50.00
Total	50.00

<b>Coolbaugh Township</b>	<b>2012</b>	<b>2013</b>	<b>2014</b>	<b>2015</b>	<b>2016</b>	<b>2017</b>	<b>2018</b>	<b>2019</b>	<b>2020</b>
Parking Violations	1150	1050	815.00	1750	1800	3250	1450	1,500	300
Alarm Violations	50	625	850.00	0	275	800	1075	825	950
Total	1200	1675	1665	1750	2075	4050	2,525	2,325	1,250

<b>Coolbaugh Township</b>	<b>2021</b>
Parking Violations	150.00
Alarms	900.00
Total	1050.00

# MONEY DISBURSED THROUGH PARKING VIOLATIONS AND ALARM FINES 2012 THROUGH 2021

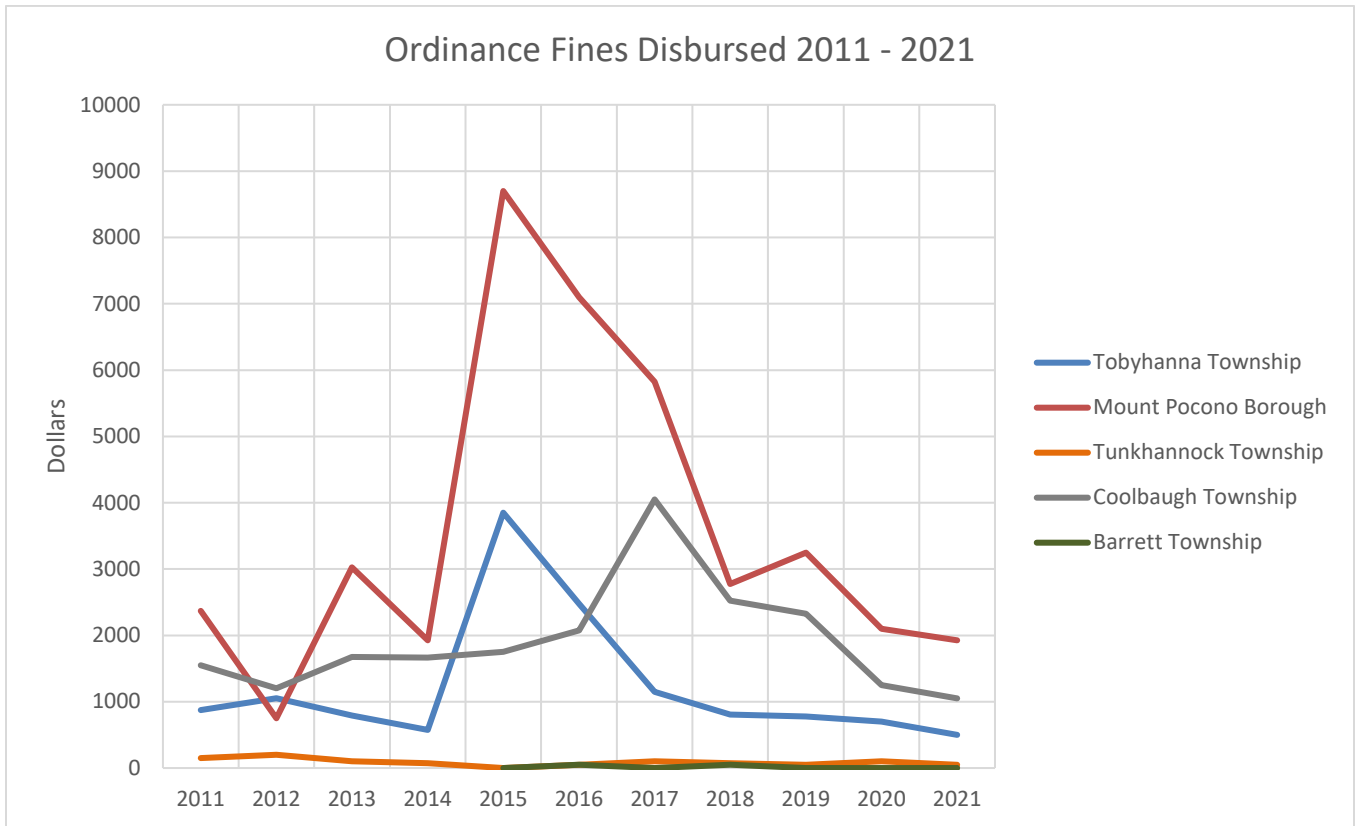
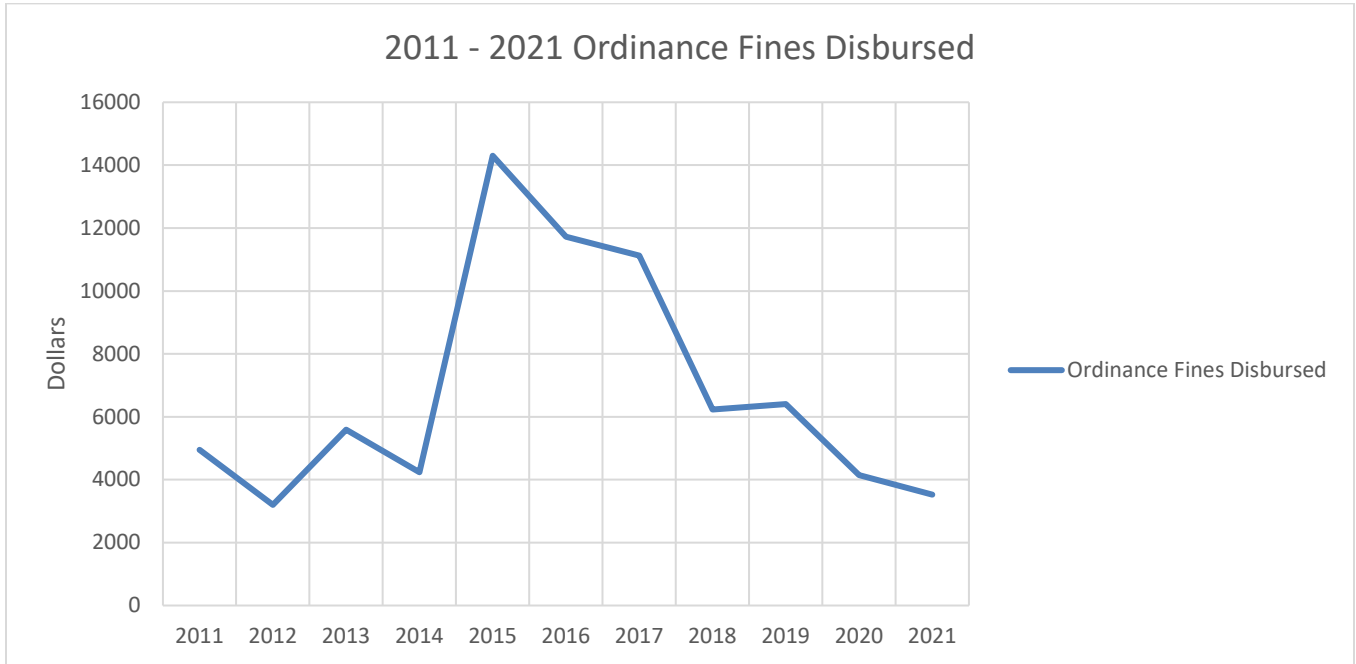
Barrett Township	2012	2013	2014	2015	2016	2017	2018	2019	2020
Parking Violations				0	0	0	0	0	0
Alarm Violations	-	-	-	0	50.00	0	50	0	0
Total	-	-	-	0	0	0	0	0	0

Barrett Township	2021
Parking Violations	0
Alarm Violations	0
Total	0

	Parking	Alarm
2021 Totals	1,850	1,675



# Ordinance Disbursements



## 2021 Fleet

Unit	Y/M/M	Purchased	2021 Mileage	Total Mileage	2021 Cost	Total Cost
1	2017 Ford Explorer	6/2017	4,100	97,945	\$266.59	<b>\$6,652.62</b>
2	2021 Ford Utility	7/2021	21,319	21,319	\$120.01	\$120.01
4	2020 Ford Explorer	7/2020	41,137	56,266	<b>\$1,109.74</b>	\$1,189.78
5	2020 Ford Explorer	9/2020	31,626	38,675	\$219.23	\$219.23
6	2018 Ford Explorer	2/2018	20,572	100,381	\$348.88	\$1,557.84
7	2017 Ford Taurus	8/2017	25,565	109,524	<b>\$1,453.15</b>	<b>\$3,486.48</b>
8	2018 Ford Sedan	8/2018	29,690	115,051	<b>\$2,177.77</b>	<b>\$3,264.84</b>
9	2020 Ford Explorer	12/2019	35,333	65,202	\$789.28	\$976.48
10	2017 Ford Explorer	4/2018	13,577	55,750	\$732.32	\$1,676.04
11	2015 Dodge Ram	6/2015	3,297	72,414	\$490.54	\$1,877.49
12	2018 Ford Sedan	8/2018	25,116	80,669	<b>\$2,000.91</b>	<b>\$3,169.69</b>
*14	2017 Ford Explorer	8/2016	5,823	147,288	\$18.02	<b>\$2,786.40</b>
14	2021 Ford Utility	7/2021	14,639	14,639	\$70.95	\$70.95
15	2020 Ford Explorer	12/2019	30,009	55,295	\$983.61	\$1,166.97
16	2020 Ford Explorer	7/2020	37,780	51,880	\$884.09	\$932.86
17	2020 Ford Explorer	12/2019	22,891	48,804	\$388.74	\$501.09
18	2020 Ford Explorer	12/2019	36,570	71,089	<b>\$1,436.25</b>	\$1,608.14
*20	2016 Dodge Charger	10/2016	2,479	106,227	\$27.88	<b>\$2,761.00</b>
20	2021 Ford Utility	6/2021	14,250	14,250	\$113.27	\$113.27
*21	2016 Dodge Charger	10/2016	4,606	113,367	\$34.10	<b>\$3,585.76</b>
21	2021 Ford Utility	6/2021	16,274	16,274	\$158.71	\$158.71
*22	2018 Ford Explorer	3/2018	15,795	97,166	\$442.60	\$1,547.64
22	2021 Ford Utility	6/2021	17,366	17,366	\$65.58	\$65.58
38	2018 Harley Davidson	8/2018	622	4,046	\$0	\$619.22
39	2018 Harley Davidson	8/2018	478	5,586	\$139.95	\$480.63
40	UC	5/2016	24,209	126,244	\$61.83	\$1,163.75
41	UC	2/2018	16,309	92,397	\$501.15	\$1,143.64
42	UC	3/2020	19,550	49,688	\$176.46	\$207.80
43	UC	10/2017	13,701	76,150	\$604.78	\$1,691.66
44	UC	2/2018	11,176	64,435	\$237.88	\$738.73
45	UC	7/2015	10,252	109,656	\$379.49	<b>\$2,658.36</b>
46	UC	8/2016	11,670	93,362	\$444.76	<b>\$2,575.37</b>
47	UC	12/19	19,909	51,018	\$245.49	\$432.82
48	UC	1/2017	5,976	103,777	\$468.42	<b>\$2,448.35</b>
49	UC	4/2019	10,349	33,524	\$350.86	\$497.21
60	2006 Ford E350	4/2010	218	70,049	\$0	\$1,715.94
*61	2005 GMC Van	9/2006	1,255	82,943	\$339.10	<b>\$3,324.50</b>
62	2011 Ford F550	4/2011	363	7,437	\$51.89	\$1,388.77

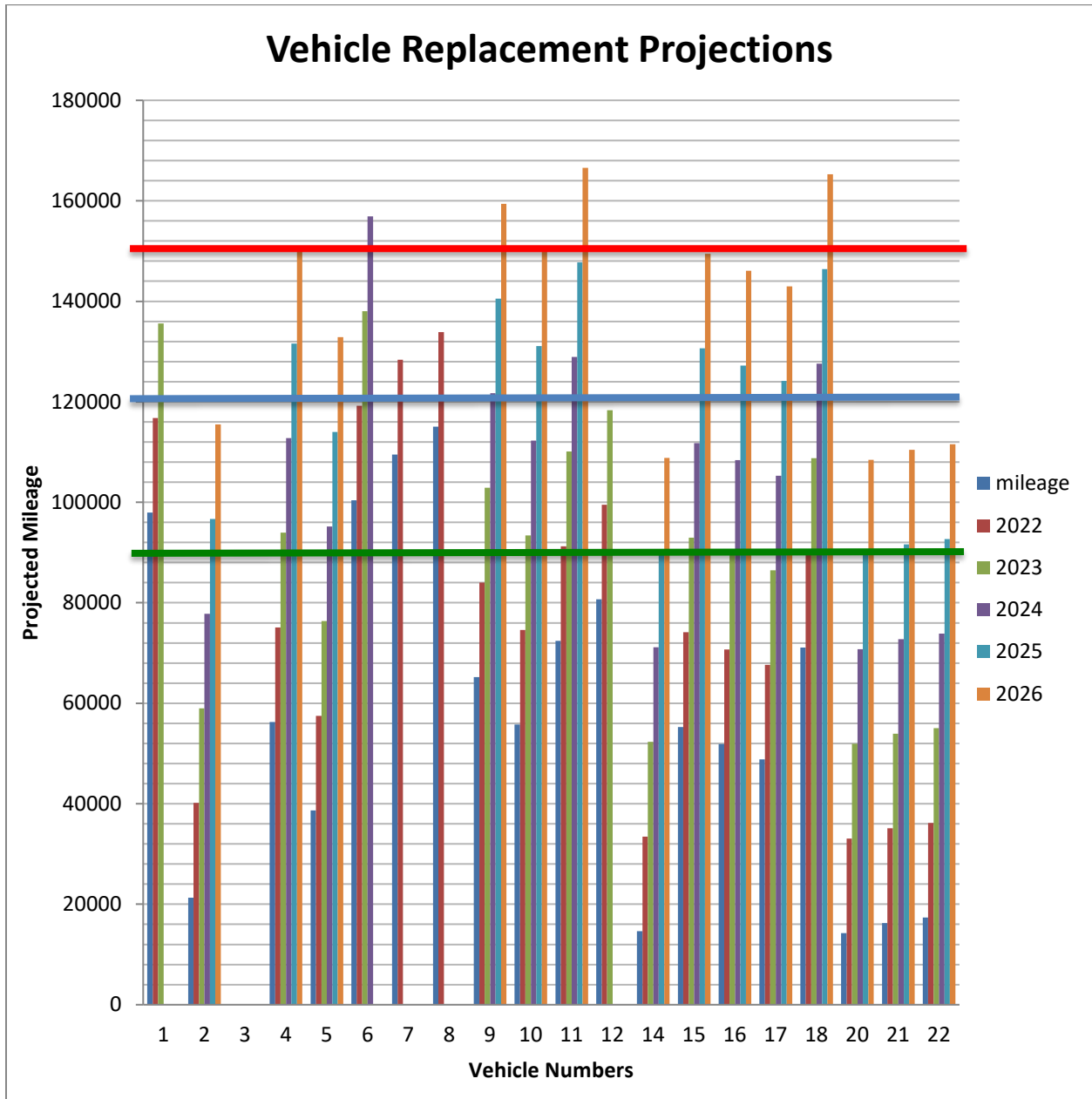
## 2021 Fleet

Unit	Y/M/M	Purchased	2021 Mileage	Total Mileage	2021 Cost	Total Cost
77	UC	7/2020	5,287	95,403	\$69.73	\$609.30
78	UC	8/2020	12,108	18,010	\$386.54	\$1,081.50
79	UC	1/2017	2,156	93,471	\$214.34	\$2,692.03

\* Decommissioned

Annual Miles 15,000 - 25,000 Miles > 25,000 Miles  
 Total Miles 90,000 - 110,000 / 110,001 - 120,000 / > 120,001  
 Annual Costs \$1,000 - \$2,000 Costs > \$2,000 Costs  
 Total Costs \$2,000 - \$5,000 / > \$5,000

# Fleet Projections



Industry Standards for replacement of Police Patrol Sedans is between 90,000 - 120,000 Miles. For sport utility vehicles and trucks, the replacement schedule is 120,000 - 150,000 miles. 150,000 miles is an advised maximum threshold. Recommended annual mileage is 20,000 or less.

# 2021 Fleet

## Replacement vehicle projections:

2022: 4 vehicles: 2 Replacements / 2 Additions

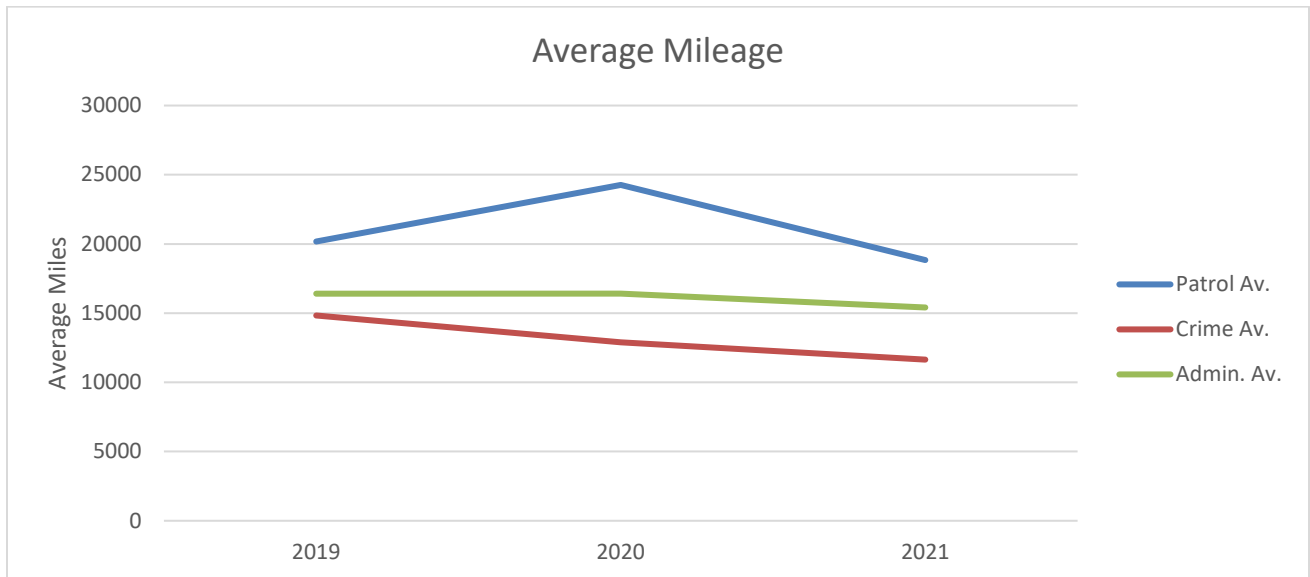
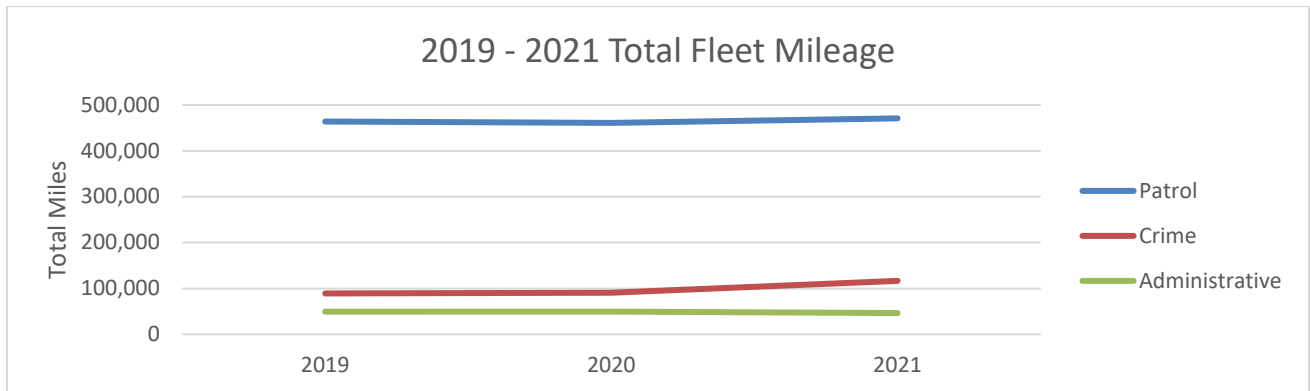
2023: 4 vehicles: 2 Patrol / 2 Unmarked

2024: 2 vehicles

2025: 2 vehicles

2026: 5 vehicles

Patrol Vehicles	Undercover Vehicles	Administrative Vehicles	Special Service Vehicles
470,878 miles	116,424 miles	46,228 miles	5,824 miles
Average mileage	Average mileage	Average mileage	Average mileage
18,835	11,642 miles	15,409 miles	1,164





In 1998, Governor Tom Ridge established the Pennsylvania regional counter terrorism task force system. The Pocono Mountain Regional Police have been active in the Northeast Pennsylvania Counter Terrorism Task Force (NEPACTTF) since the onset. In 2020, the Pocono Mountain Regional Police continues to be an active participant in the NEPACTTF. The NEPACTTF is one of 9 Homeland security task force regions within Pennsylvania. The NEPACTTF provides all hazards planning for the 9 counties within the region. These counties include Monroe, Lehigh, Northampton, Carbon, Pike, Lackawanna, Luzern, Wayne and Susquehanna.

Chief Chris Wagner continues in his role as the Law Enforcement Committee Chairman of the NEPACTTF. The NEPACTTF is funded by grants through the Federal Emergency Management Agency and funneled through the Pennsylvania Emergency Management Agency. While federal grant funds continue to decrease, the Pocono Mountain Regional Police still benefits from participation in the organization. In 2021, the NEPACTTF provided the Pocono Mountain Regional Police with equipment and training for a total cost of \$2,769.47.

# Pocono Mountain Regional Police Foundation



## **Board members:**

President: **John Lamberton**  
Vice-President: **Robert Jones**  
Secretary: **Mathew Nero**  
Treasurer: **Francis DePiano**  
Member: **Chris Wagner**  
Member: **Nick Igdalsky**  
Member: **David Moyer**  
Member: **James Apgar**  
Member: **Cathleen Dunn**  
Member: **Robert Miller**  
Member: **Tracy Fox**

**Strong community partnerships are built with a strong Pocono Mountain Regional Police Foundation**

# Pocono Mountain Regional Police Foundation

In 2021, the Pocono Mountain Regional Police Foundation continued its strong support to the men and women of the Pocono Mountain Regional Police Department. The PMRPF continued in its philanthropic role to supplement the budget by providing needed training, equipment and community engagement above that of allocated budgetary funds. The Foundation also reaches out and takes a role in supporting our community with various contributions and sponsorships.

In 2021, The PMRPF reimbursed the department \$16,056.28 and paid \$1,565.80 directly for the following equipment:

<b>Equipment</b>	<b>Cost</b>
CPR / AED Training and Supplies	\$4,116.00
SWAT Equipment	\$2,521.59
Criminal Investigations Equipment	\$4,358.09
K9 Supplies and Equipment	\$2,145.80
Workplace Safety Equipment	\$1,191.90
<b>Dues and Fees</b>	<b>Cost</b>
Accreditation Fee	\$1,000.00
Misc. K9 Fees	\$565.80
Bike Patrol IMBPA Dues	\$180.00
<b>Training</b>	<b>Cost</b>
K9 Recertification Fee	\$1,542.90



# Pocono Mountain Regional Police Foundation

The PMRPF also engaged in various community outreach initiatives to give back to the community as a whole. These donations included the following:

<b>Philanthropy</b>	<b>Cost</b>
Tobyhanna Little League Donation	\$320.00
PMW Little League Donation	\$320.00
Writing Contest for families in need	\$3,000
Dunkin Donut Christmas Cards for the Community	\$300.00
Toys for Joys	\$500.00
Christmas dinners for the needy	\$200.00
Special Olympics Shirt Drive Fundraiser	\$3,120.00
PMEHS SADD T-shirt Donations	\$500.00
Pocono Mountain EMS BBQ Fundraiser	\$700.00
Pocono Lions Club Golf Hole Sponsor	\$100.00
Deputy in need fundraiser	\$500.00

The total amount funded by the PMRPF for 2020 totaled **\$28,517**