




2023

Pocono Mountain Regional Police Annual Report



Chief Christopher Wagner
Pocono Mountain Regional Police
Department
3/30/2024

Table of Contents:

Introduction	Page 3-6
PMRPC Representatives	Page 7
Pennsylvania County Maps	Page 8
Municipality Fact Sheets	Page 9-10
Employee Fact Sheet	Page 11
Department Employees	Pages 12-13
Organizational Chart	Page 14
Employee Fact Sheet	Page 15
Veteran and Educational Status	Page 16-17
Special Unit Activity	Page 18
Training	Pages 19-22
Partnerships	Page 23
Units of Service / Budget	Page 24-25
Mortgage	Page 25
Changes in Hours	Pages 26-27
Activity	Pages 28-29
Assigned Time Breakdown	Page 30-32
Funds Disbursed through District Courts	Pages 33-34
Municipality Hours / Activity Breakdown	Pages 35-39
Municipality Hourly Comparison	Pages 40-46
Municipality Activity Comparison	Pages 47-53
Purchased Vs. Actual Hours Breakdown	Pages 54-59
Managed Hours Breakdown	Pages 60-64
Municipality Hours Allocation	Pages 65-75
Allocated Time and UCR Trends	Pages 76-90
Uniform Crime Report Data	Pages 91-93
Monroe County Control Center Statistics	Pages 94-95
PMRPD Time Analysis	Pages 96-97
PMRPD Activity Trends	Pages 98-99
State Funded Programs	Page 100
Funds Dispersed through Ordinances	Pages 101-104
Fleet	Pages 105-108
NEPACTTF	Page 109
Pocono Mtn. Regional Police Foundation	Pages 110-112
DCED Regional Police Data	Page 113

To: The Chairman and members of the Pocono Mountain Regional
Police Commission
From: Chief Christopher Wagner
Subject: 2023 Annual Report

Introduction

To the members of the Pocono Mountain Regional Police Commission and the residents of Tobyhanna Township, Tunkhannock Township, Coolbaugh Township, Barrett Township, and Mount Pocono Borough. I would like to take this opportunity to inform you of the state of the Pocono Mountain Regional Police Department, the state of law and order, and the safety of our communities for the year of 2023.

Nationwide, hiring and retention within the law enforcement profession has been challenging. The agency has made some strides towards filling both sworn and non-sworn openings within the department. During 2023, the department enacted and adjusted our hiring and retention strategies to include hiring and retention bonuses for sworn positions. These bonuses were funded through a combination of the agency budget and grant funding. The agency also allocated additional funds towards advertising and used additional advertising formats. Department personnel were also instrumental in going out into the community to promote the agency and the benefits of being a law enforcement officer. The results of this effort found an increase in overall applicants to the agency, however the challenges for the profession remain.

What we did see within the agency staffing was two non-sworn retirements and one non-sworn resignation. For sworn staff, there was a single resignation. The agency did on-board 4 sworn officers in 2023 and two non-sworn personnel. We would like to recognize the retirement of Executive Assistant Kathy Matisak and Data Entry Clerk Laura Deane for their years of dedicated and excellent service for the department. We would also like to recognize the hiring of Officers Michael Sebastianelli, Cody Peters, Ryan Thomas, and Adam Bond to the force. Finally, we would like to recognize Data Entry Clerk Molly O'Connor as starting in 2023.

In 2023, the agency was able to fill the two Department of Justice COPS grant positions which enabled the Regional Department to add an additional 80 hours per week of Law Enforcement service. As part of the COPS grant, the 80 hours is dedicated towards the mission of community policing. We have deployed these additional 80 hours directly into our residential communities and businesses in the form of specialized patrols. While we continue to analyze data, there are initial signs that these directed patrols have decreased crime and elevated community satisfaction within those areas.

In 2023, the department was officially awarded \$1,473,993 for the Local Law Enforcement grant, funded through the Pennsylvania Commission on Crime and Delinquency (PCCD). The grant application was funded by the Pocono Mountain Regional Police Foundation. The grant request and subsequent approval focused on several separate, but intertwined projects. The first project was to build the foundation for other aspects of this grant by upgrading our information technology (IT) infrastructure. Specifically, we sought to adjust, increase capacity, and better control our data storage. As part of the IT project, we have started the process of upgrading our records management system from CODY Systems to the new CODY Pathfinder, which is cloud based.

Second, we requested funding to upgrade the information technology within our patrol fleet. Specifically, we requested funds to upgrade our mobile data terminals, our mobile video and audio recording units, upgrade our mobile radios to the new P25 systems, and incorporate a License Plate Reader system. This aspect of the project will equip our patrol cars with the latest information technology and sustain the fleet for several years into the future.

The next project was to implement a body worn camera system. This project required the agency to update and adjust our current policy on Mobile Audio and Video Recordings policy, so that it would pass both accreditation standards and PCCD requirements. Once this was completed, the project required us to upgrade the current car cameras to the new Watchguard M500 system. This system now integrates both the car cameras and the body worn cameras into a singular software system. The body worn camera system was not ready for implementation in 2023, but is expected to be operational in early 2024.

The next project was to acquire, train and deploy a Leica Forensic Laser Scanner. The laser scanner is utilized to diagram and document crime and crash scenes. The laser scanner measures and diagrams these scenes within minutes rather than the customary hours that it would take to reconstruct these scenes in the past. In 2023, the forensic scanner was received, officers were trained and the scanner had its first deployment.

Another portion of the IT project was to upgrade communications equipment for our Special Weapons and Tactics team. This procurement is still in progress and has not been completed as of year end 2023. Finally, as previously mentioned, we received funding to provide for hiring and retention bonuses.

As customary in this report, I would like to, again, recognize the Pocono Mountain Regional Police Commission. The key to the success of any organization is sound, practical leadership that provides the support necessary to carry out the operation. As the PMRPC are comprised of volunteers, a good amount of trust is required in the leadership and staff of the Pocono Mountain

Regional Police Department. We recognize that trust and, at the same time, provide the PMRPC with feedback and monthly reports on the agency's activities, requests, and visions for the future. This support and interaction has generated an incredible working relationship that has continued to foster high moral within the agency. It can be said that a happy work force is an efficient work force. In 2023, there was a single change to the municipal representation. Coolbaugh Township replaced Commissioner Anthony LaMantia with Tracy Fox. I would like to thank Commissioner LaMantia for his service.

In evaluating the health of our communities in relation to law enforcement activity, our communities remain healthy. While we did see our first increase in Type 1 UCR crime, this was our first increase in Type 1 crimes in 10 years. The increase is mainly driven by the elevation in theft complaints. Thefts increased by 74 incidents from 2022 to 2023. We also saw our homicides double from 3 to 7. This increase is driven by the national struggle with opioid addiction and Drug Deliveries Resulting in Death investigations. So, in analyzing our Type 1 increase, it is mainly driven by non-violent offenses while also accounting for crimes that are not unique to our communities.

Outside of our crime reporting, our area experienced decreases in calls for service and increases in enforcement activity. Complaints dropped by 4 percent, and crashes dropped by 13%. At the same time, Criminal arrests increased by 7%, traffic enforcement increased by 26%, and ordinance enforcement increased by 85%. The department also saw a continued decrease in time spent investigating crime and a subsequent increase in proactive patrol time. While law enforcement statistics can be difficult to interpret, we can say that, in the same year, we saw proactive patrol time and enforcement increase while complaints, time spent investigating crime, and crashes decreased.

Due to the decrease in calls for service, for the first time in the last 6 years, the department was not the lead in recorded dispatches from the Monroe County Control Center. The department also witnessed a continued climb in training hours to over 10,000 hours. This is largely driven, however, by 4 cadets in the police academy for the required Act 120, 919 hours.

In conclusion, in 2023, the Pocono Mountain Regional Police was able to meet the nationwide challenges of hiring and retention. The agency secured and implemented grant funding that put additional police officers on the streets and equipped them with cutting edge technology. The additional personnel and technology is an integral part of keeping our communities safe and healthy. We witnessed an increase in enforcement activity and subsequent decrease in calls for service. While there was an elevation in Type 1 UCR crime, this was the first increase in over 10 years and driven by non-violent theft complaints. Type 2 crimes bucked the trend of yearly increases and fell effectively cancelling the Type 1 increases for all intents and purposes.

The PMRPD continues in its operational model to provide top notch, professional and accredited law enforcement services to the communities we serve. We provide these services by adhering to policy and accreditation standards as directed by the Pennsylvania Law Enforcement Accreditation Commission and guided by the Pocono Mountain Regional Police Commission. Through these operation guidelines and organizational culture, our men and women have been immersed in best practices and professional law enforcement service. Our officers remain motivated to provide superior law enforcement services with proven results of keeping our communities safe and maintaining law and order. By providing a quality law enforcement service, we foster the health and vibrance of our communities and improve the quality of life for all.

Respectively submitted:

Christopher Wagner

Chief Christopher Wagner

2023 Pocono Mountain Regional Police Commission

Tobyhanna Township (3)

- David Moyer (Chairman)
- David Carbone
- Brendon Carroll

Mount Pocono Borough (2)

- Randy Altemose
- Don Struckle

Tunkhannock Township (2)

- Fran DePiano (Vice Chairman)
- Crayson Cheung

Coolbaugh Township (3)

- William Weimer (Treasurer)
- Kurt Cummings
- Tracy Fox

Barrett Township (1)

- John Seese (Secretary)

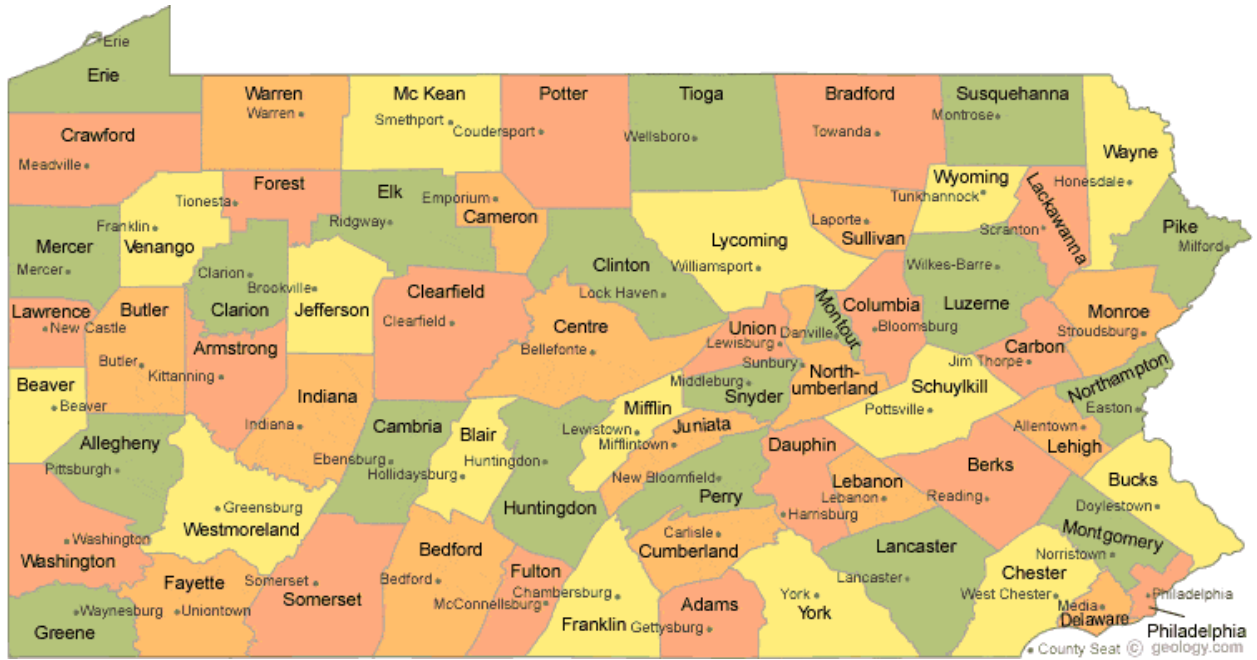
Solicitor:

Attorney Harry Coleman

Special Labor Council:

Campbell Durant

Pennsylvania Counties



2023 Fact Sheet

Serving the communities of Tobyhanna Township, the Borough of Mount Pocono, Tunkhannock Township, Coolbaugh Township and Barrett Township.



The five municipalities of the Pocono Mountain Regional Police encompass approximately 228 square miles or 38% of the total land mass of Monroe County. We serve an approximate population of 43,299 or 25% of the population of Monroe County.

Pocono Mountain Regional Police

2023 Fact Sheet

Service Area	Square Miles	Road Miles	Municipal Roads	State Roads	Population Served
PMRPD TOTAL	228	335.1	195.17	142.93	43,299
Tobyhanna Township	50	88.68	50.06	38.62	8,315
Mount Pocono Borough	3	21.55	15.95	5.60	3,089
Tunkhannock Township	38	52.66	27.43	25.23	7,037
Coolbaugh Township	85	108.79	63.71	45.08	20,805
Barrett Township	52	63.42	38.02	25.40	4,053

Employees

Employees	Start of 2023	End of 2023
Sworn Employees	41	44
Non-Sworn Employees	8	6

2023 New Hires: 6

Officer Cody Peters: 7/10/2023

Officer Ryan Thomas: 7/10/2023

Officer Adam Bond: 7/10/2023

Officer Michael Sebastianelli: 8/14/2023

Data Entry Clerk: Molly O'Connor 2/27/2023

Data Entry Clerk: Doreen Dantzler 10/2/2023

2023 Promotions: 0

2023 Lateral Transfers: 0

2023 Retirements: 2

Executive Assistant Kathy Matisak: 4/28/2023

Data Entry Clerk Laura Deane: 9/1/2023

2023 Resignations: 2

Officer Ashley Rzeszewski: 9/12/2023

Data Entry Clerk Doreen Dantzler: 12/21/2023

2023 Separation: 0

2023 Pocono Mountain Regional Police Employee Listing

	Title	Badge	Name	Date of Hire	Date of Separation
1	Chief	1	Chris Wagner	6/13/1994	
2	Lieutenant	2	Kris Vogt	1/14/2002	
3	*Lieutenant	3	Steve Williams	1/7/1995	1/31/2025
4	Sergeant	32	Charles LaRue	11/16/1998	
5	*Officer	33	Richard Michaels	2/15/1999	10/1/2024
6	Officer	35	Joseph Lutkowski	1/31/2000	
7	Detective/Sgt.	37	Lucas Bray	1/22/2001	
8	Corporal	41	Matthew Nero	1/20/2003	
9	School Res. Ofc.	43	Daniel Smelas	10/16/2003	
10	Detective	45	Michael Sciarillo	5/2/2005	
11	Officer	46	Scott Dunlap	6/1/2005	
12	Sergeant	47	Nicholas Mecca	6/5/2006	
13	Corporal	49	Jeff Papi	9/20/2006	
14	Sergeant	50	David Posluszny	1/29/2007	
15	Officer	53	Keith Eichler	7/30/2007	
16	Officer	54	Derek Metzger	2/19/2008	
17	Detective	57	Kyle VanNote	8/4/2008	
18	Detective	58	Donald Scarfo	2/2/2009	
19	Detective	60	Erica Burk	2/2/2009	
20	Det. Cpl.	61	Robert Miller	2/2/2009	
21	Corporal	63	Derek Chaffee	2/2/2009	
22	School Res. Ofc.	65	Jason Wile	8/3/2009	
23	*School Res. Ofc.	68	Robert Sheranko	9/1/1998	10/1/2026
24	Detective	70	Ryan Venneman	5/1/1999	
25	Officer	74	Carmine Saprana	8/31/2015	
26	Officer	82	Joshua Soto	8/2/2021	
27	Officer	83	Austin Price	1/7/2019	
28	Officer	85	Zachary Swingle	1/7/2019	
29	Officer	86	Joseph Apgar	1/7/2019	
30	Officer	87	Daniel Murgia	1/7/2019	
31	***Officer	88	Ashley Rzeszewski	1/6/2020	9/12/2023
32	Officer	89	Michael Parrent	1/20/2020	
33	Officer	90	Zachary Scheetz	7/6/2020	
34	Officer	91	Corey Kime	12/14/2020	
35	Officer	92	Kent Werkehiser	3/22/2021	
36	Officer	93	Adam Covert	4/19/2021	
37	Officer	94	Martin Ksepka	4/19/2021	

2023 Pocono Mountain Regional Police Employee Listing

	Title	Badge	Name	Date of Hire	Date of Separation
38	Officer	95	Shane Schneider	1/3/2022	
39	Officer	96	Daniel Campagna	1/3/2022	
40	Officer	97	Emily Borger	6/13/2022	
41	Officer	98	Michael Cinamella	7/6/2022	
42	# Officer	99	Cody Peters	7/10/2023	
43	# Officer	100	Ryan Thomas	7/10/2023	
44	# Officer	101	Adam Bond	7/10/2023	
45	# Officer	102	Michael Sebastianelli	8/14/2023	
1	** Exec. Assistant		Kathy Matisak	8/15/1988	4/28/2023
2	Records Manager		Barb Wieand	1/14/2002	
3	** Data Entry Clerk		Laura Deane	6/19/2006	9/1/2023
4	Admin. Assistant		Susan Kopp	2/2/2009	
5	Mechanic		Andrew Colyer	6/14/2021	
6	Executive Assistant		MaryEllen Sands-Drost	8/8/2022	
7	Custodian		Heather Hauger	8/22/2022	
8	# Data Entry Clerk		Molly O'Connor	2/27/2023	
9	# / ***Data Entry Clerk		Doreen Dantzler	10/2/2023	12/21/2023

* - Drop Program

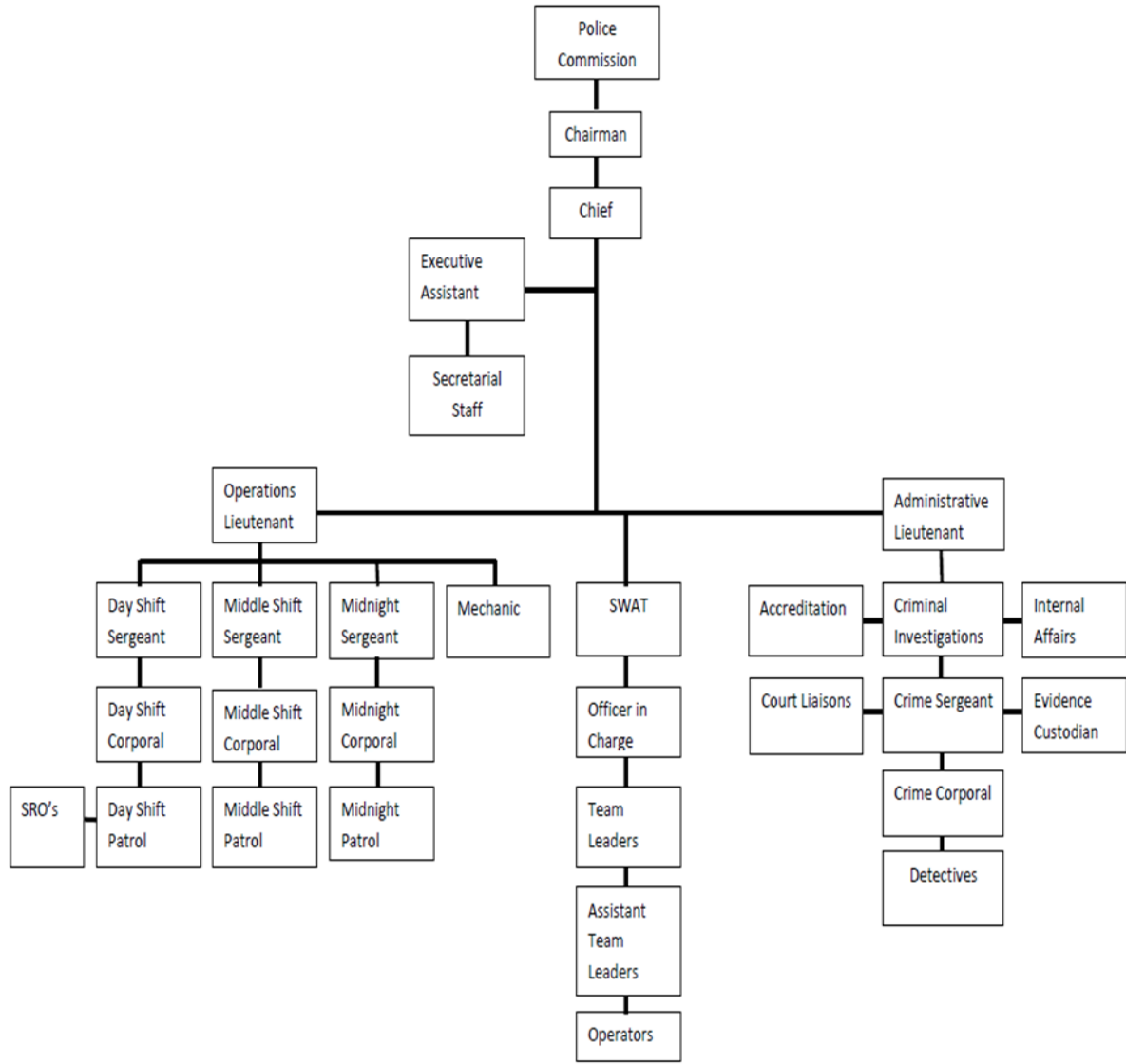
** - Retirement

*** - Resignation

****-Transfer

- New Hire

2023 Pocono Mountain Regional Police Organizational Chart



Pocono Mountain Regional Police

2023 Fact Sheet

Sick Time:

10 members of the PMRPD used no sick time during 2023. These Officers were: Lieutenants Kris Vogt and Steve Williams, Corporals Jeff Papi and Robert Miller, Detectives Michael Sciarillo and Kyle VanNote, Officers Adam Bond, Michael Cinamella, Corey Kime, Martin Ksepka, Cody Peters, Michael Sebastianelli, Ryan Thomas, and Executive Assistant MaryEllen Sands-Drost.

The number of sick days taken during 2023 by all officers was 159 for an average of 3.53 days per officer. Sick time was down by 30% in 2023 as compared with 2022.

The number of sick days taken for non-sworn employees was 23. The average number of sick days for the non-sworn members was 3.9 sick days per employee. This was down from 2022 by 23%.

Commendations:

1 citizen commendation was given out in 2023 to Poe Emmett:

The commendation was given due to Poe's young age in recognizing that the neighbors house was on fire and alerting an emergency response. This observation and activation helped save the home from further damage and alerted the residents within.

Pocono Mountain Regional Police

2023 Fact Sheet

Higher Education and Veteran Status: The Pocono Mountain Regional Police has a strong history of hiring officers from diversified background and educational experiences. The Department recognizes the commitment and sacrifice of our veterans and those who have obtained higher educational degrees. The Pocono Mountain Regional Police Department also encourages officers to further their education in the field of criminal justice through higher education and our tuition reimbursement program. The following Officers have earned degrees in higher education and/or have served in our armed forces.

Veterans:

Officer	Branch	Years of Service
Sergeant Charles LaRue	United States Marine Corp.	4
Officer Richard Michaels	United States Navy	4
Detective Donald Scarfo	United States Army / PA National Guard	2 / 10
Officer Jason Wile	United States Marine Corp.	4
Officer Cody Peters	United States Army / PA National Guard	4 / 4
Officer Zach Swingle	PA National Guard	6
Officer Joseph Apgar	United States Marine Corp.	4
Officer Kent Werkheiser	United States Army	5
Officer Shane Schneider	United States Army / PA National Guard	3 / 3

Higher Education:

Officer	Degree	Field
Chief Chris Wagner	Masters Degree	Legal Studies in Criminal Justice
Corporal Robert Miller	Masters Degree	Forensic Investigations
Officer Derek Chaffee	Masters Degree	Criminology / Criminal Justice
Officer Josh Soto	Masters Degree	Criminal Justice
Detective Corporal Lucas Bray	Bachelors Degree	Criminal Justice
Corporal Jeff Papi	Bachelors Degree	Criminal Justice
Detective Kyle VanNote	Bachelors Degree	Criminal Justice Administration
Officer Joseph Lutkowski	Bachelors Degree	Criminal Justice
Officer Daniel Smelas	Bachelors Degree	Criminal Justice
Officer Derek Metzger	Bachelors Degree	Sociology
Officer Cody Peters	Bachelors Degree	Business Administration
Officer Austin Price	Bachelors Degree	Criminal Justice

Officer Michael Parrent	Bachelors Degree	Administration of Justice
Officer Zachary Scheetz	Bachelors Degree	Criminal Justice
Officer Adam Covert	Bachelors Degree	Criminal Justice
Officer Martin Ksepka	Bachelors Degree	Criminal Justice and Sociology
Officer Daniel Campagna	Bachelors Degree	Business Management
Officer Emily Borger	Bachelors Degree	Biology
Michael Cinamella	Bachelors Degree	Criminal Justice
Adam Bond	Bachelors Degree	Criminology
Lieutenant Kris Vogt	Associates Degree	Criminal Justice
Detective Don Scarfo	Associates Degree	Criminal Justice
Officer Ashley Rzeszewski	Associates Degree	Criminal Justice
Officer Kent Werkheiser	Associates Degree	General Studies
Officer Ryan Thomas	Associates Degree	Arts and Sciences

Pocono Mountain Regional Police

2023 Fact Sheet

Canine Activity:

Corporal Matt Nero / K9 Creed: 85 deployments

- 61 deployments
- 2.5 pounds of Marijuana
- 1 ounce of Crack Cocaine
- 10 grams of Methamphetamine
- 247 pills MDMA
- 20 THC Vapes

8 assists
5 apprehensions
9 vehicle alerts
1 bites
7 community events

Officer Joe Lutkowski / K9 Hilo: 76 deployments

- \$2,900 US Currency
- 3 pounds of Marijuana
- 90 grams Methamphetamine
- 70 grams Fentanyl
- 100 bags of Heroin
- 1 Gun

6 assists
3 Tracks
3 community events

* Weights are approximations.

SWAT Activity: 2 Team Activations:

1 in Tobyhanna Township

1 in Coolbaugh Township

Pocono Mountain Regional Police

2023 Fact Sheet

Training:

The Pocono Mountain Regional Police Department strives to provide as much training as possible, given the responsibilities of a law enforcement organization, in relation to the budget allocation. In 2023, the Department budgeted \$32,500 towards training, \$25,000 towards tuition reimbursement, and \$ 36,120 towards Act 120 (Police Academy) training expenses. This training allocation is disbursed between department staff to keep up with the ever-increasing responsibilities of initial and continuing education.

All officers are required to attend the Municipal Police Officer Education and Training Commissions (MPOETC) mandatory updates, PMRPD firearms, less lethal, use of force, arrest restraint tactics, CPR, First Aid, and mental health trainings. The department takes a practicality approach, in regard to scheduling of virtual and in person, mandatory MPOETC updates. In person updates are conducted at the PMRPD facility and at the Allentown Police Academy. Virtual updates are taken through the PAVTN (Pennsylvania Virtual Training Network).

The department must also maintain required certifications and re-certifications for department trainers. The PMRPD conducts mandatory, in-house, training that takes place throughout the year. The Pocono Mountain Regional Police Department received the following training for various officers during 2023:

- 1) Act 120 Certification
- 2) ACT 120 Mandatory Updates
- 3) Act 158 Overdose Information Network (ODIN)
- 4) Active Threat, Integrated Response
- 5) Advanced Homicide Investigation
- 6) Advanced Traffic Crash Investigations
- 7) Basic SWAT
- 8) Campus Emergency Prevention and Response
- 9) Child Safety Seat Recertification
- 10) CLEAN Training

Training Continued

- 11) Criminal Investigations (MPOETC Update)
- 12) Crisis Negotiations training
- 13) Crisis Intervention Training
- 14) Cyber Investigation, Virtual Currency
- 15) Developing Instructor Guidelines
- 16) Financial Wellness
- 17) Finding the Leader in You.
- 18) Gracie Jujitsu for Police
- 19) Gun shot / Shotgun Death Investigations
- 20) Hearing Distressed Voices
- 21) Homemade Explosives
- 22) Impact Munitions / Chemical Weapons Instructor
- 23) Incident Command System 100
- 24) Incident Command System 300
- 25) Incident Command System 400
- 26) Incident Command System 700
- 27) Incident Response to Terrorist Bombings
- 28) Interview and Interrogation
- 29) Investigating Strangulation
- 30) K9 Tracking Seminar
- 31) K9 Training
- 32) K9 Training (MPOETC)
- 33) Leadership Watchouts for Public Safety
- 34) Legal and Liability Risk Management
- 35) Legal Updates
- 36) Leica RTC Forensic Scanner Operator
- 37) Lithium Ion Battery Training
- 38) Loose Animals and Dispatching Animals
- 39) Marksmen Training
- 40) Mental Health First Aid

Training Continued

- 41) Motorcycle Operator in-house
- 42) Mountain Bike Training
- 43) NAPWDA Certification
- 44) NAWDA Conference
- 45) Officer Wellness
- 46) Oleoresin Capsicum Instructor Training
- 47) On-Scene Collision Investigation
- 48) PA School Resource Officer Training
- 49) Pedestrian and Bicycle Collision
- 50) Pennsylvania Narcotics Officer Association (PNOA) Conference
- 51) Pipeline Security in Rural Communities
- 52) PMRPD Code of Conduct
- 53) Range Safety
- 54) Records and Information Management
- 55) Red Dot Sight Pistol Instructor
- 56) Responding to Homicide Scenes
- 57) Rifle and Patrol Dynamics
- 58) Risk vs Reward, Safe Traffic Stops
- 59) Safety Committee Training
- 60) Safety Committee Recertification
- 61) School Resource Officer Reunification Training
- 62) School Resource Officer State Conference
- 63) Sobriety Checkpoints
- 64) Special Event Risk Management
- 65) Specialized Vehicle Training
- 66) Stressed and Short Staffed
- 67) Suicide Bombing Incidents
- 68) Supervising Critical Incidents
- 69) Surviving Bomb Incidents

Training Continued

- 70) Tactical Communications (MPOETC Update)
- 71) Taser
- 72) Tik Toc / Snapchat Investigations
- 73) Tracker – Speed Timing Device
- 74) Traffic Control and Drug Interdiction
- 75) Traffic Crash Reconstruction
- 76) Unconventional Gang Homicides
- 77) Understanding and Planning for School Bombings
- 78) Use of Force
- 79) Watchguard in-car Camera Training
- 80) Workplace Safety Committee Training

Pocono Mountain Regional Police Partnerships

Partnership:

1) Pocono Mountain School District – School Resource Officer (SRO) Program

- The Pocono Mountain Regional Police Department currently has 4 SRO's within the Pocono Mountain School District (PMSD). These Officers are currently positioned within 4 main buildings in the district and rotate on occasion.
- PMSD has reimbursed the PMRPD \$444,238.00 for the SRO program in 2023.
- PMSD has reimbursed the PMRPD \$30,852.13 for extra duty assignments.

2) Drug Enforcement Administration Task Force

- The Pocono Mountain Regional Police continued its partnership with the DEA Task Force in 2023.
- Detective Michael Sciarillo continued as the PMRPD DEA task force representative
- The PMRPD has been reimbursed \$19,342.60 for overtime in 2023.
- The PMRPD has received \$65,128.55 in asset forfeiture during 2023.

3) Monroe County Drug Task Force

- The Pocono Mountain Regional Police continues to participate in the Monroe County Drug Task Force (MCDTF).
- The MCDTF has reimbursed the PMRPD \$12,673.35 for overtime in 2023.

4) Northeast Pennsylvania Counter Terrorism Task Force (NEPACTTF)

- The PMRPD continues to participate in the NEPACTTF
The NEPACTTF has purchased various equipment and provided training for PMRPD SWAT Operations.

Pocono Mountain Regional Police Foundation (PMRPF)

- The PMRPD continues to receive support through the Pocono Mountain Regional Police Foundation. In 2023 the PMRPF purchased equipment for and reimbursed the department a total of \$40,255.54 (see pages 110 - 112).

5) Attorney General

- The PMRPD participates in special investigations in cooperation with the Pennsylvania Attorney General's Office (PAOAG). In 2023, the PMRPD was reimbursed \$0 in overtime expenses due to no PAOAG and PMRPD special investigations.

Pocono Mountain Regional Police

2023 Fact Sheet

Units of Service:

The Pocono Mountain Regional Police uses a unit of service concept whereby municipalities purchase a requested number of hours by unit. A unit of service is equal to 10 hours of service. This unit of service is known as a Police Protection Unit or PPU. The 2023 cost per PPU was \$47,503.19. Officer’s activity is tracked through the submission of their activity reports. Through the data obtained in these reports, time spent on police activity within our municipalities is broken down and applied to the number of hours requested. This activity is reflected and presented monthly at our police commission meetings.

2023 Budget Hours Breakdown

2023 Total Hours Available per Week: 1600

2022 Total Hours Available per Week: 1600

2023 Total Hours Available per Day: 228.57

2022 Total Hours Available per Day: 228.57

Monthly Hours Days per Month

Municipality	2022	2023	2023 %	28	30	31
Tobyhanna	490	490	30.62	1,956	2096	2166
Mt. Pocono	201	201	12.55	801	858	887
Tunkhannock	175	175	10.91	696	746	771
Coolbaugh	603	603	37.71	2407	2579	2664
Barrett	131	131	8.18	522	559	578
Totals	1600	1600	100	6382	6839	7066

2023 Total Income: **\$7,600,511.00**

2023 Total Revenue: **\$9,281,435.00**

2023 Total Expenses: **\$9,281,435.00**

2023 Unit of Service Cost: **\$47,503.19**

Pocono Mountain Regional Police 2023 Fact Sheet

2023 Budget / Mortgage – Municipal Breakdown

Municipal Budget Contributions:

Tobyhanna Township: \$2,330,031.65

Mount Pocono Borough: \$953,864.13

Tunkhannock Township: \$828,930.73

Coolbaugh Township: \$2,865,867.68

Barrett Township: \$621,816.81

PMRPD Physical Plant Municipality Equity Percentage:

***Tobyhanna Township:** 26%

Mount Pocono Borough: 23%

Tunkhannock Township: 25%

Coolbaugh Township: 26%

****Barrett Township:** 0%

**Barrett Township as part of the regionalization process did not pay a mortgage contribution and does not have equity interest in the PMRPD building.

Pocono Mountain Regional Police

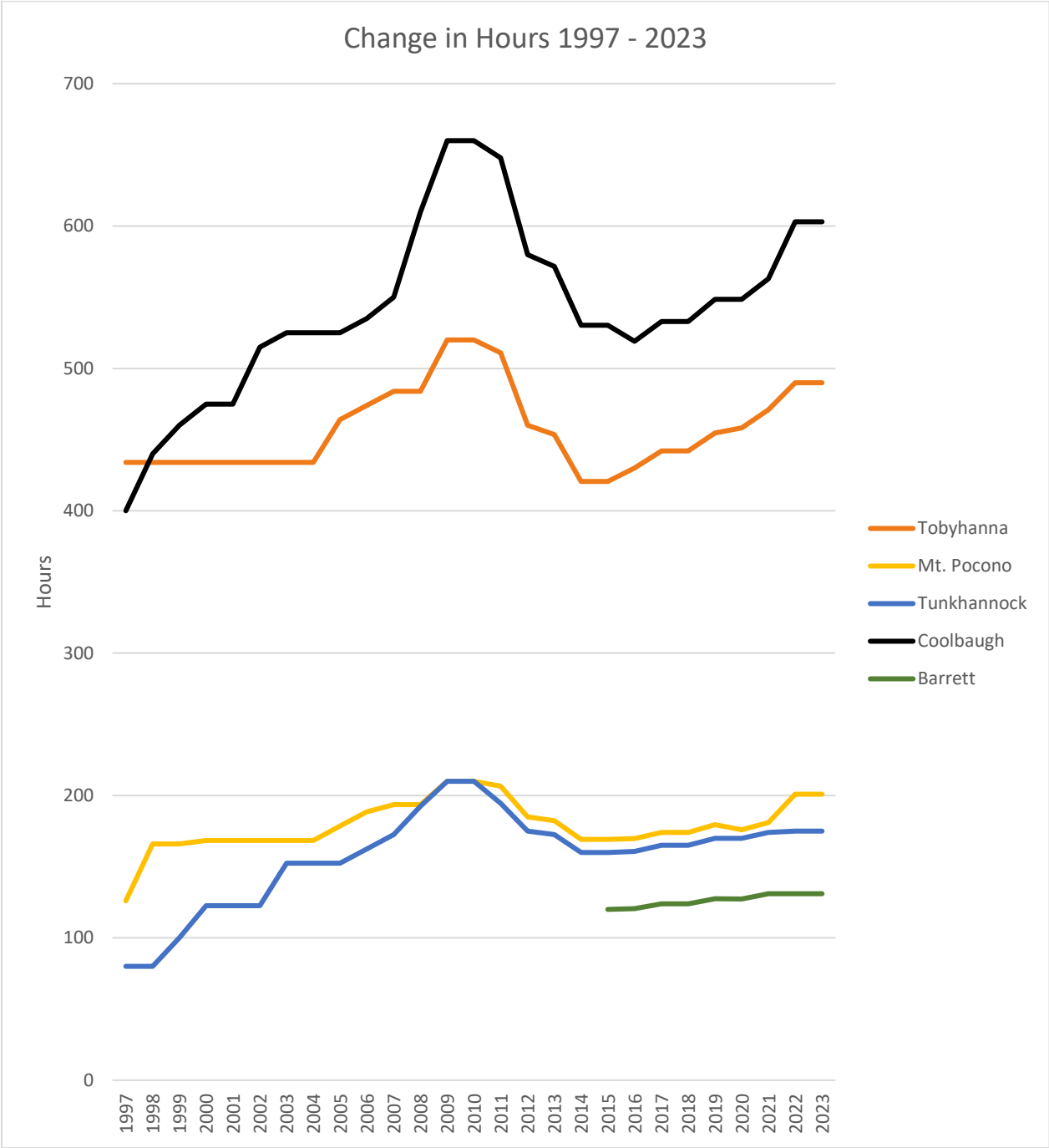
2023 Fact Sheet

Change In Hours 1997 - 2023

Year	Tobyhanna Twp	Mt. Pocono	Tunkhannock Twp	Coolbaugh Twp	Barrett Twp	Change in hours
1997	434	126	80	400	N/A	1040 Total
1998	434	166	80	440	N/A	+80 / 1120 Total
1999	434	166	100	460	N/A	+ 40 / 1160 Total
2000	434	168.5	122.5	475	N/A	+ 40 / 1200 Total
2001	434	168.5	122.5	475	N/A	0 / 1200 Total
2002	434	168.5	122.5	515	N/A	+ 40 / 1240 Total
2003	434	168.5	152.5	525	N/A	+ 40 / 1280
2004	434	168.5	152.5	525	N/A	0 / 1280
2005	464	178.5	152.5	525	N/A	+ 40 / 1320
2006	474	188.5	162.5	535	N/A	+40 / 1360
2007	484	193.5	172.5	550	N/A	+40 / 1400
2008	484	193.5	192.5	610	N/A	+ 80 / 1480
2009	520	210	210	660	N/A	+ 120 / 1600
2010	520	210	210	660	N/A	0 / 1600
2011	511	206.5	194.6	647.9	N/A	- 40 / 1560
2012	460	185	175	580	N/A	- 160 / 1400
2013	453.47	182.3	172.5	571.73	N/A	- 20 / 1380
2014	420.61	169.09	160.00	530.30	N/A	- 100 / 1280
2015	420.61	169.09	160.00	530.30	120.00	1400 Total
2016	430	169.7	160.7	519	120.6	0 / 1400
2017	442	174	165	533	124	+ / 1440
2018	442	174	165	533	124	0 / 1440
2019	454.6	179.5	169.9	548.6	127.4	+40 / 1480
2020	458.2	176.0	169.9	548.6	127.3	0 / 1480
2021	471	181	174	563	131	+40/1520
2022	490	201	175	603	131	+80/1600
2023	490	201	175	603	131	0 / 1600

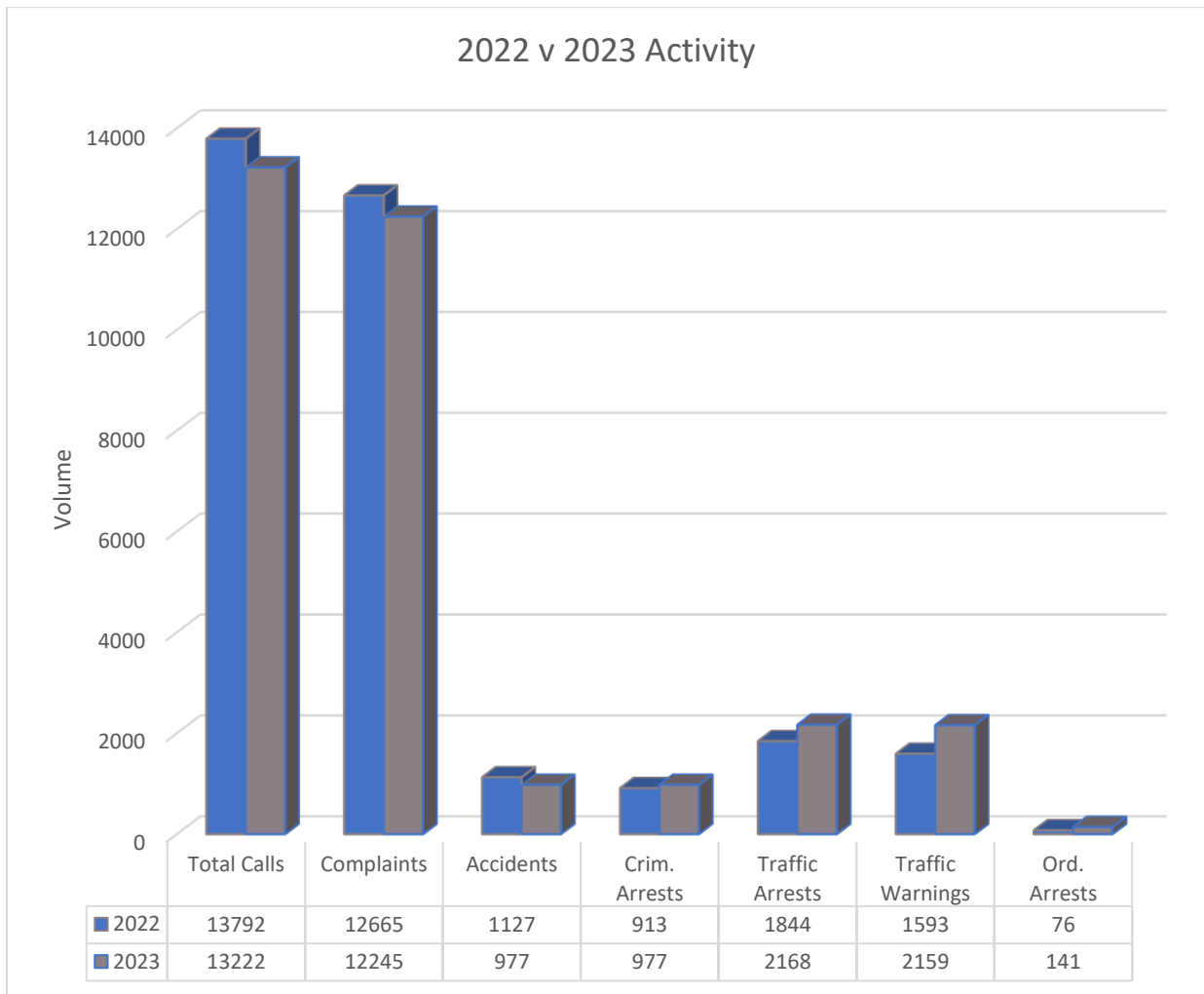
Increase
Decrease

Pocono Mountain Regional Police 2023 Fact Sheet



Pocono Mountain Regional Police Department 2022 vs. 2023 Activity

	2022	2023	Increase / Decrease	Percentage
Total Calls	13792	13222	-570	- 4.13%
Complaints	12665	12245	-420	-3.31%
Accidents	1127	977	-150	-13.30%
Criminal Arrests	913	977	+64	+7.00%
Traffic Arrests	1844	2168	+324	+17.57%
Traffic Warnings	1593	2159	+566	+35.53%
Ordinance Arrests	76	141	+65	+85.52%



Pocono Mountain Regional Police Department

2023 Total Activity

Hours

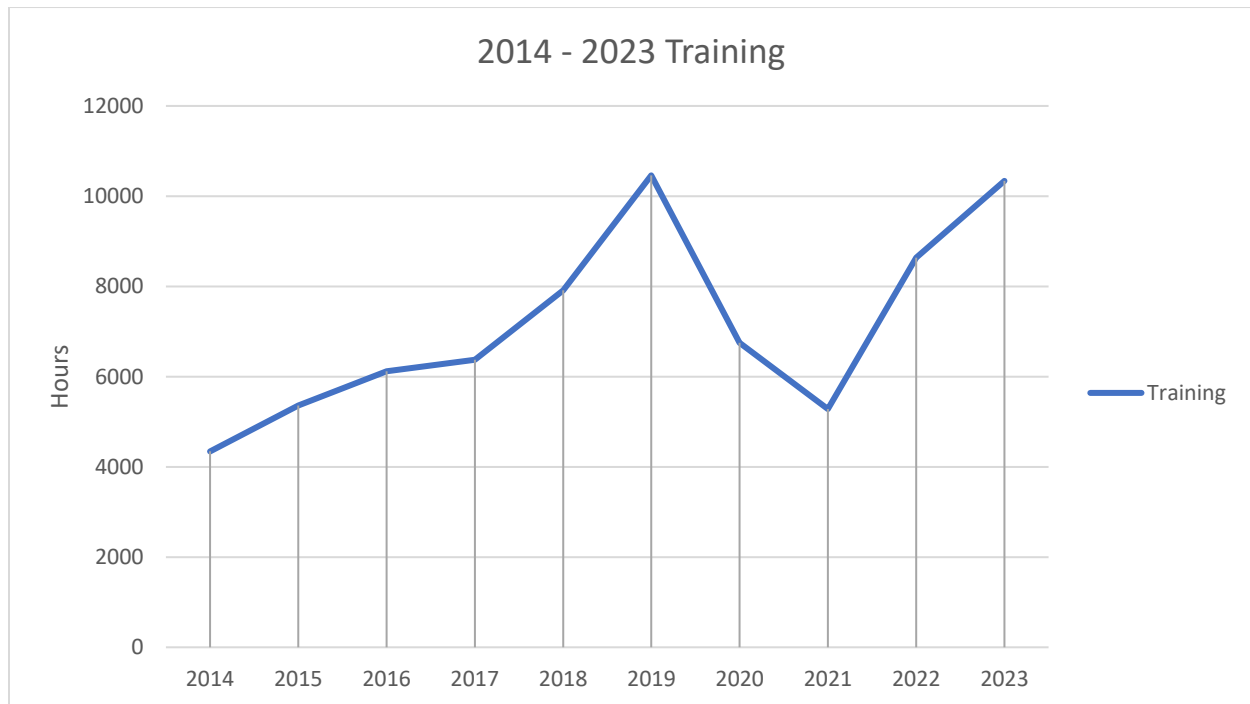
	Patrol	Investigations	Paperwork	Court	Assigned
January	2030.85	1591.10	403.36	153.80	2886.89
February	1915.10	1326.62	378.02	149.91	2612.36
March	2557.02	1559.46	355.43	214.10	2379.99
April	2197.86	1325.59	343.46	101.79	2870.30
May	2207.52	1449.20	309.23	147.76	2952.29
June	2145.02	1451.27	314.38	137.31	2791.02
July	2511.64	1543.84	304.79	138.03	2567.71
August	2028.67	1612.96	330.60	121.07	2972.70
September	2132.98	1476.88	370.82	153.99	2704.32
October	2186.68	1482.37	296.62	156.54	2943.79
November	2226.05	1390.38	243.43	100.94	2878.20
December	2236.03	1384.57	251.43	119.46	3074.51
Total	26375.42	17594.24	3901.57	1694.70	33634.08

Activity

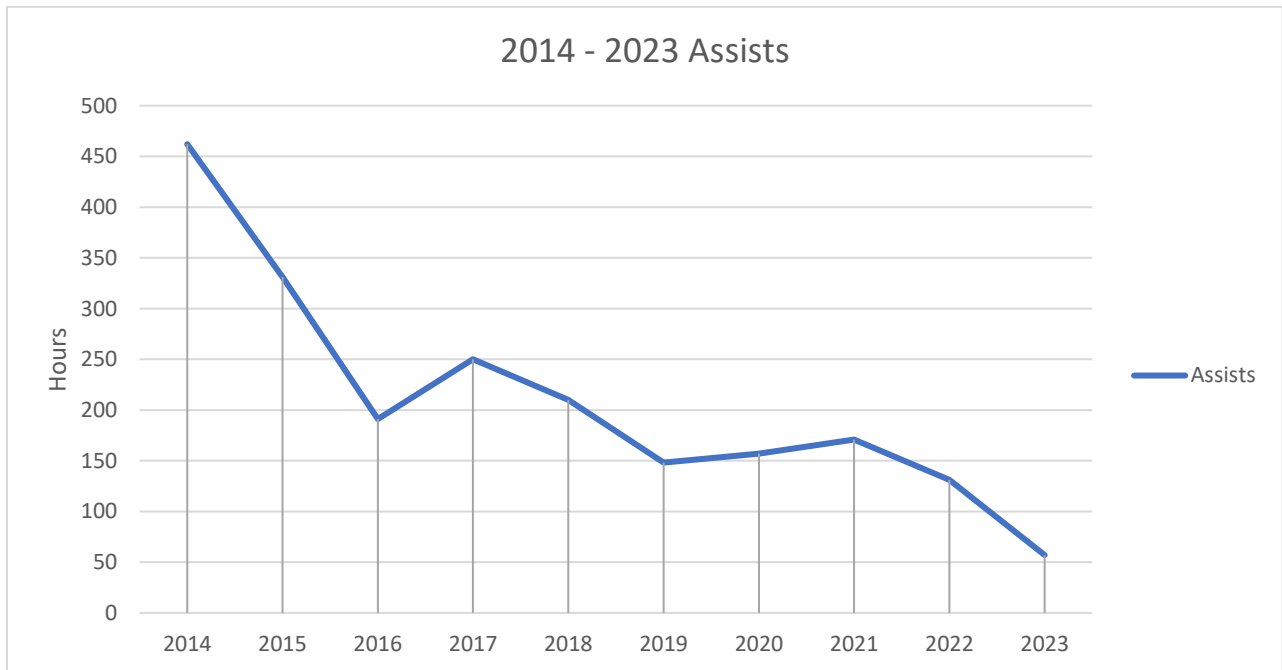
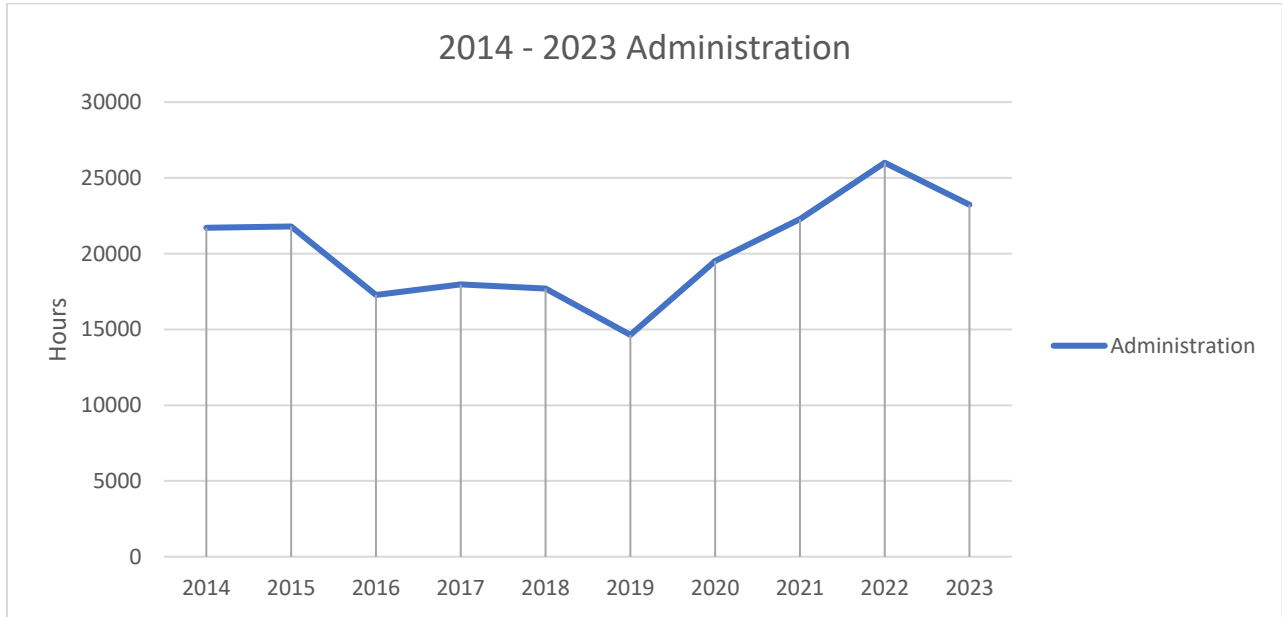
	Complaints	Accidents	Criminal Arrests	Traffic Arrests	Warning	Ord. Arrests
January	969	104	96	109	130	12
February	858	69	83	110	154	4
March	998	83	82	235	260	6
April	1070	79	76	140	172	6
May	1194	78	68	199	208	10
June	1108	73	79	204	175	18
July	1303	82	78	262	211	9
August	1188	101	76	174	171	6
September	968	78	100	198	179	13
October	878	75	94	180	126	16
November	844	78	66	221	271	29
December	867	77	79	136	102	12
Total	12245	977	977	2168	2159	141

Pocono Mountain Regional Police Assigned Time Breakdown

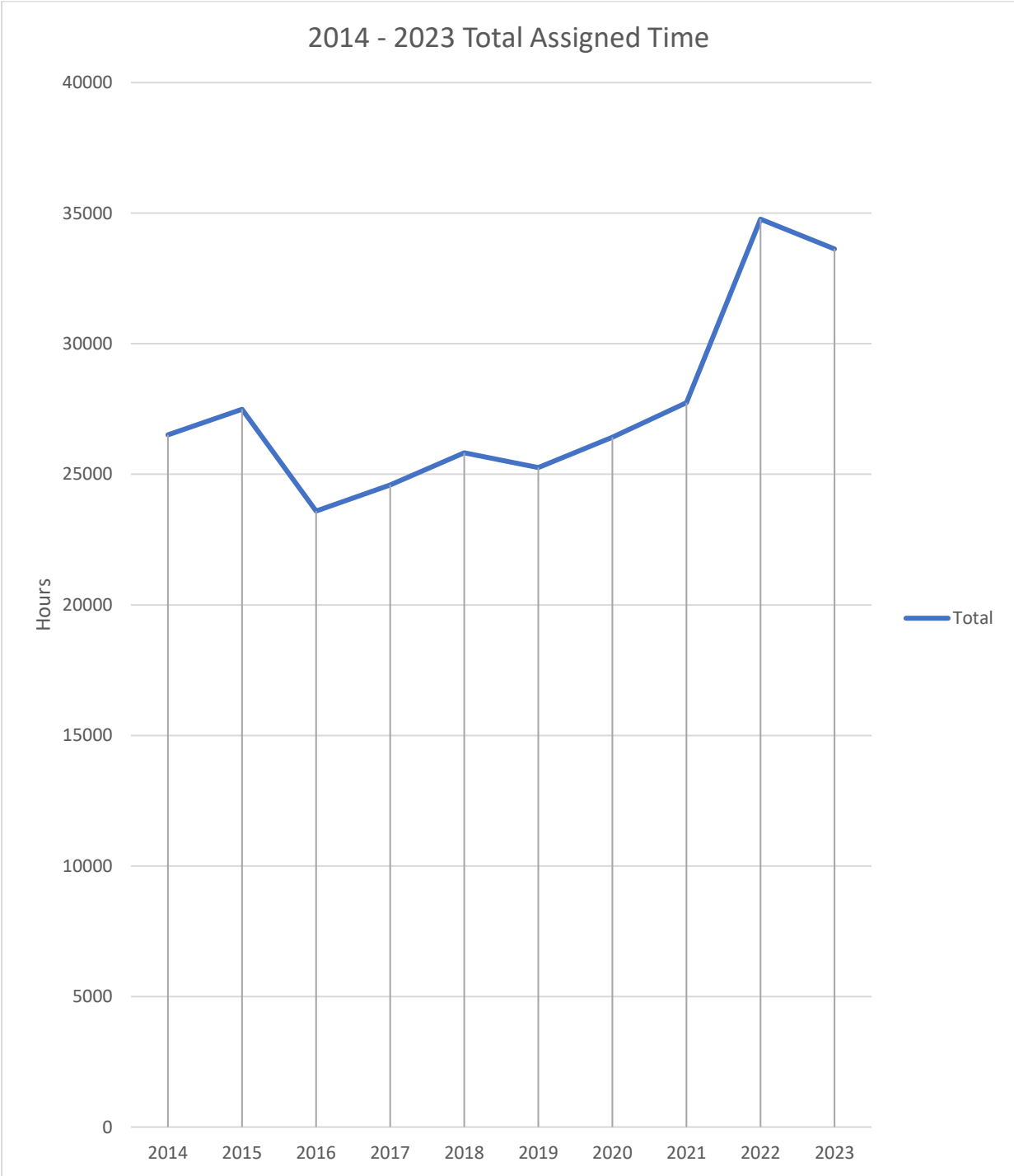
	Training	Administration	Assists	Total
January	880	2003	2.9	2886.8
February	761	1848	2.0	2612.3
March	531	1848	0.2	2379.9
April	689	2168	12.4	2870.3
May	897	2051	2.8	2952.2
June	504	2276	9.8	2791.0
July	727	1836	4.4	2567.7
August	1276	1687	9.3	2972.7
September	1027	1668	8.4	2704.3
October	1286	1656	1.2	2943.7
November	714	2160	3.5	2878.2
December	1046	2027	0.6	3074.5
Total	10342	23233	57.8	33634



Pocono Mountain Regional Police Assigned Time Breakdown



Pocono Mountain Regional Police Assigned Time Breakdown



Pocono Mountain Regional Police Department

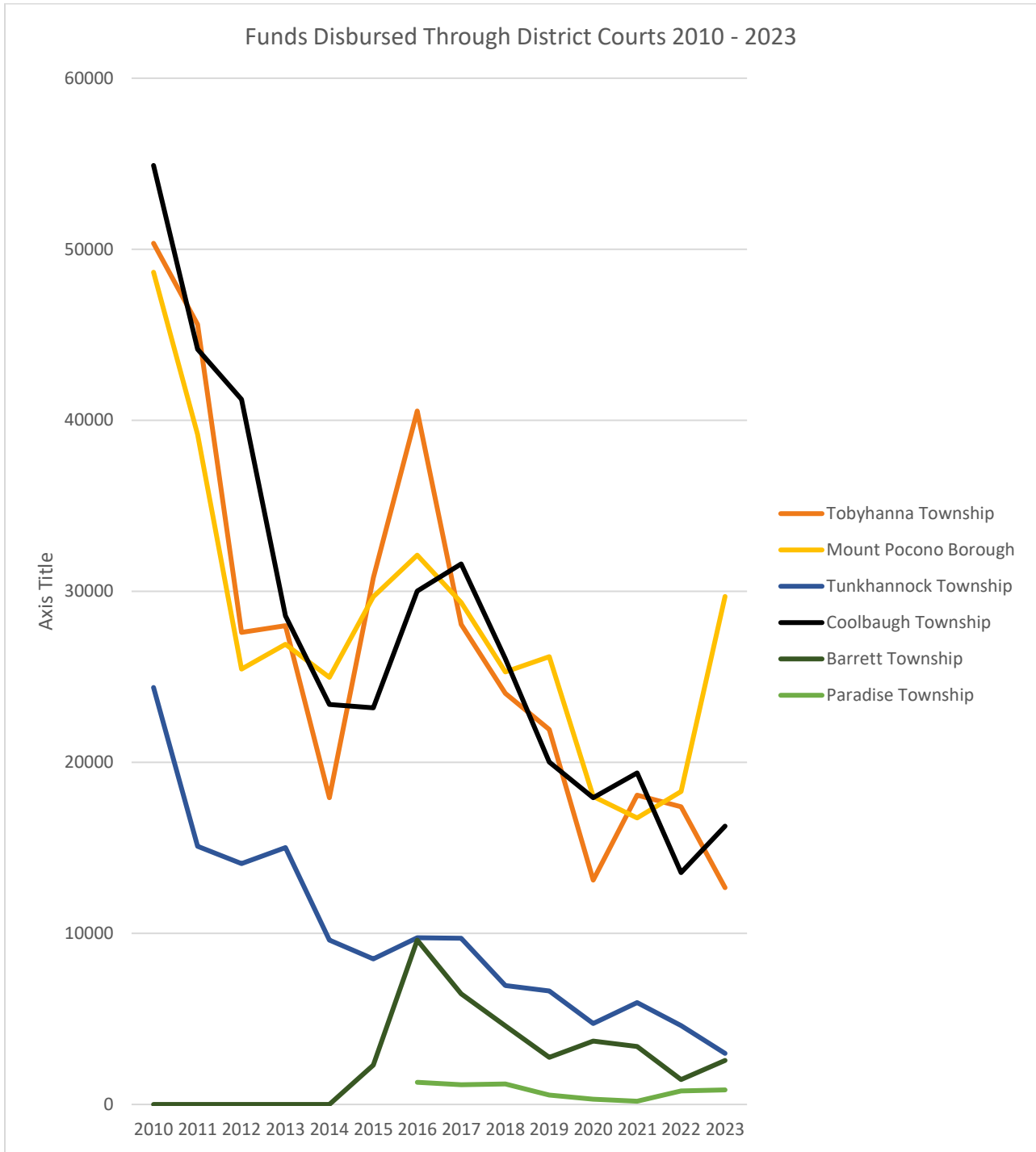
2023 District Courts

Funds Dispersed from District Courts 2012 – 2023

	2012	2013	2014	2015	2016	2017	2018	%
Tobyhanna Township	\$27,591	\$27,988	\$17,924	\$30,789	\$40,545	\$28,064	\$24,030	28%
Mount Pocono Borough	\$25,458	\$26,908	\$24,966	\$29,676	\$32,120	\$29,345	\$25,289	28%
Tunkhannock Township	\$14,080	\$15,023	\$9,605	\$8,512	\$9,752	\$9,720	\$6,947	11%
Coolbaugh Township	\$41,224	\$28,558	\$23,380	\$23,192	\$30,018	\$31,607	\$26,053	29%
* Barrett Township				\$2,292	\$9,608	\$6,468	\$4,589	3%
Paradise Township					\$1,294	\$1,153	\$1,199	.5%
Total	\$108,354	\$98,508	\$75,877	\$94,464	\$123,337	106,357	\$88,110	100%

	2019	2020	2021	2022	2023	2024	2025	%
Tobyhanna Township	\$21,925	\$13,107	\$18,089	\$17,396	\$12,674			19%
Mount Pocono Borough	\$26,182	\$18,009	\$16,749	\$18,297	\$29,698			46%
Tunkhannock Township	\$6,630	\$4,730	\$5,949	\$4,614	\$2,984			5%
Coolbaugh Township	\$20,014	\$17,928	\$19,375	\$13,554	\$16,266			25%
Barrett Township	\$2,748	3,706	\$3,394	\$1,461	\$2,569			4%
Paradise Township	\$545	\$307	\$187	\$790	\$851			1%
Total	\$78,044	\$57,787	\$63,743	\$56,112	\$65,042			100%

Pocono Mountain Regional Police Department 2010 - 2023 District Courts



Pocono Mountain Regional Police Municipality Breakdown

Tobyhanna Township

	Patrol	Investigation	Paper work	Court	Assigned	Total
January	843.9	290.7	98.0	32.2	884.8	2149.8
February	792.6	339.8	104.8	17.0	800.6	2054.9
March	1069.2	343.1	97.2	29.0	729.4	2268.1
April	902.3	251.0	78.3	37.9	879.7	2149.4
May	889.2	312.4	70.0	56.9	904.8	2233.5
June	913.5	466.3	85.2	31.7	855.4	2352.3
July	956.6	431.6	91.8	15.5	787.0	2282.6
August	910.6	463.8	108.3	39.4	911.1	2433.3
September	650.7	356.2	75.6	55.7	828.8	1967.3
October	297.5	286.5	58.4	26.3	902.2	1571.0
November	325.0	232.7	43.0	16.2	882.1	1499.2
December	649.2	231.3	69.0	14.5	942.3	1906.4
Total	9200.8	4006.0	980.2	372.5	10308.8	24868.3

	Total Calls	Complaints	Accidents	Criminal Arrests	Traffic Arrests	Traffic Warnings	Ordinance Arrests
January	269	234	35	19	37	28	2
February	215	198	17	19	37	32	0
March	287	264	23	26	51	65	0
April	287	262	25	18	42	55	0
May	275	257	18	13	24	49	0
June	307	287	20	24	74	67	1
July	351	332	19	13	65	83	0
August	303	274	29	21	54	66	0
September	267	246	21	25	44	35	0
October	236	212	24	17	31	26	4
November	201	181	20	19	41	55	2
December	230	206	24	19	47	33	3
Total	3228	2953	275	233	547	594	12

Pocono Mountain Regional Police Municipality Breakdown

Mount Pocono Borough

	Patrol	Investigation	Paper work	Court	Assigned	Total
January	260.8	276.4	78.0	29.7	362.3	1007.3
February	256.9	143.9	70.0	37.7	327.8	836.5
March	250.7	259.7	67.9	46.0	298.6	923.3
April	245.2	202.9	61.9	24.2	360.2	894.5
May	279.8	251.8	48.5	34.7	370.5	985.5
June	209.2	160.0	53.8	24.4	350.2	797.8
July	303.3	217.2	57.4	68.0	322.2	968.3
August	207.8	272.8	51.4	23.7	373.0	928.9
September	244.5	253.1	94.8	28.3	339.3	960.2
October	98.6	321.5	66.7	19.2	369.4	875.6
November	79.7	342.9	54.4	22.8	361.2	861.1
December	82.1	312.7	52.5	35.75	385.8	869.0
Total	2519.2	3015.5	757.9	394.8	4221.0	10908.6

	Total Calls	Complaints	Accidents	Criminal Arrests	Traffic Arrests	Traffic Warnings	Ordinance Arrests
January	162	139	23	41	26	49	6
February	150	131	19	23	26	62	4
March	175	163	12	10	96	106	0
April	176	156	20	27	56	67	6
May	207	187	20	18	98	72	10
June	177	155	22	23	66	48	11
July	236	217	19	32	122	65	8
August	215	192	23	25	53	35	4
September	174	151	23	34	76	54	12
October	170	149	21	33	46	22	6
November	172	152	20	19	69	68	25
December	172	159	13	30	27	17	8
Total	2186	1951	235	315	761	665	100

Pocono Mountain Regional Police Municipality Breakdown

Tunkhannock Township

	Patrol	Investigation	Paper work	Court	Assigned	Total
January	31.5	237.6	39.3	12.0	314.9	635.5
February	66.2	180.3	40.7	10.7	285.0	583.0
March	80.3	334.2	48.5	25.7	259.6	748.5
April	102.2	185.4	56.8	6.7	313.1	664.5
May	129.0	160.5	43.8	8.2	322.0	663.8
June	75.2	129.9	34.5	28.9	304.5	573.1
July	341.9	169.1	29.8	8.4	280.1	829.4
August	122.4	326.2	46.2	19.5	324.3	838.6
September	247.9	171.4	44.3	11.5	295.0	770.3
October	452.9	197.5	31.1	62.9	321.1	1065.7
November	379.1	186.8	39.3	24.0	314.0	943.3
December	300.7	125.3	20.8	3.8	335.4	786.2
Total	2329.9	2404.6	475.5	222.5	3669.4	9102.2

	Total Calls	Complaints	Accidents	Criminal Arrests	Traffic Arrests	Traffic Warnings	Ordinance Arrests
January	142	133	9	7	1	1	0
February	132	125	7	8	2	6	0
March	134	122	12	11	8	8	0
April	177	171	6	7	11	14	0
May	188	174	14	9	6	5	1
June	163	152	11	5	11	12	0
July	186	172	14	4	8	3	0
August	228	214	14	15	17	20	1
September	149	142	7	8	8	10	0
October	118	115	3	5	13	17	0
November	120	110	10	4	15	21	0
December	111	100	11	6	11	18	1
Total	1848	1730	118	89	111	135	2

Pocono Mountain Regional Police

Municipality Breakdown

Coolbaugh Township

	Patrol	Investigation	Paper work	Court	Assigned	Total
January	730.4	666.0	166.0	59.2	1088.6	2710.3
February	650.9	568.9	131.7	66.9	985.1	2403.6
March	875.8	509.5	118.9	98.2	897.4	2500.1
April	734.0	584.8	122.5	22.6	1082.3	2546.5
May	687.6	632.3	134.8	35.5	1113.3	2603.6
June	733.6	583.9	115.1	35.2	1052.4	2520.4
July	689.4	563.1	106.3	41.5	968.2	2368.7
August	608.2	411.5	99.9	34.4	1121.0	2275.2
September	846.0	598.3	142.0	28.5	1019.8	2634.7
October	1193.7	580.0	121.0	38.8	1110.1	3043.6
November	1295.9	540.3	98.5	29.8	1085.3	3050.0
December	1020.0	560.6	91.3	52.9	1159.4	2884.3
Total	10065.9	6799.6	1448.45	543.9	12683.4	31541.4

	Total Calls	Complaints	Accidents	Criminal Arrests	Traffic Arrests	Traffic Warnings	Ordinance Arrests
January	422	388	34	25	40	44	4
February	374	352	22	30	42	47	0
March	408	379	29	29	63	63	2
April	424	402	22	22	29	34	0
May	499	481	18	25	62	73	0
June	434	419	15	24	49	40	6
July	504	483	21	27	59	56	1
August	441	411	30	10	37	47	0
September	384	360	24	33	59	70	1
October	355	335	20	38	89	55	6
November	350	326	24	22	92	122	2
December	357	333	24	22	42	28	0
Total	4952	4669	283	307	663	679	22

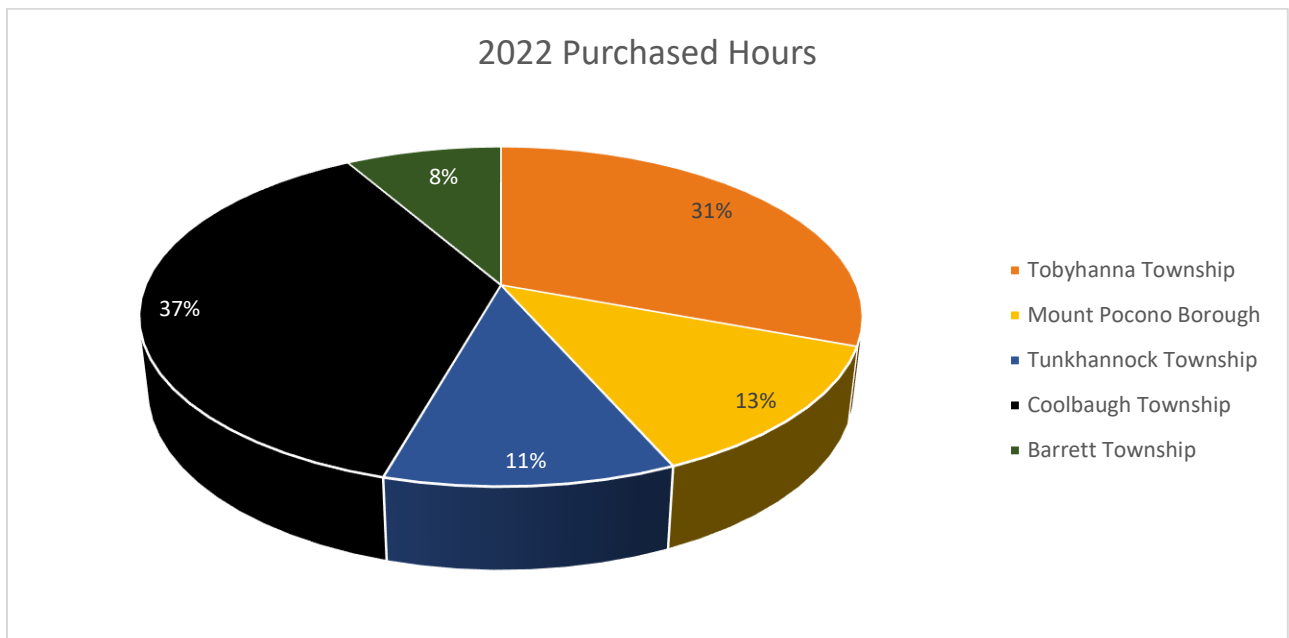
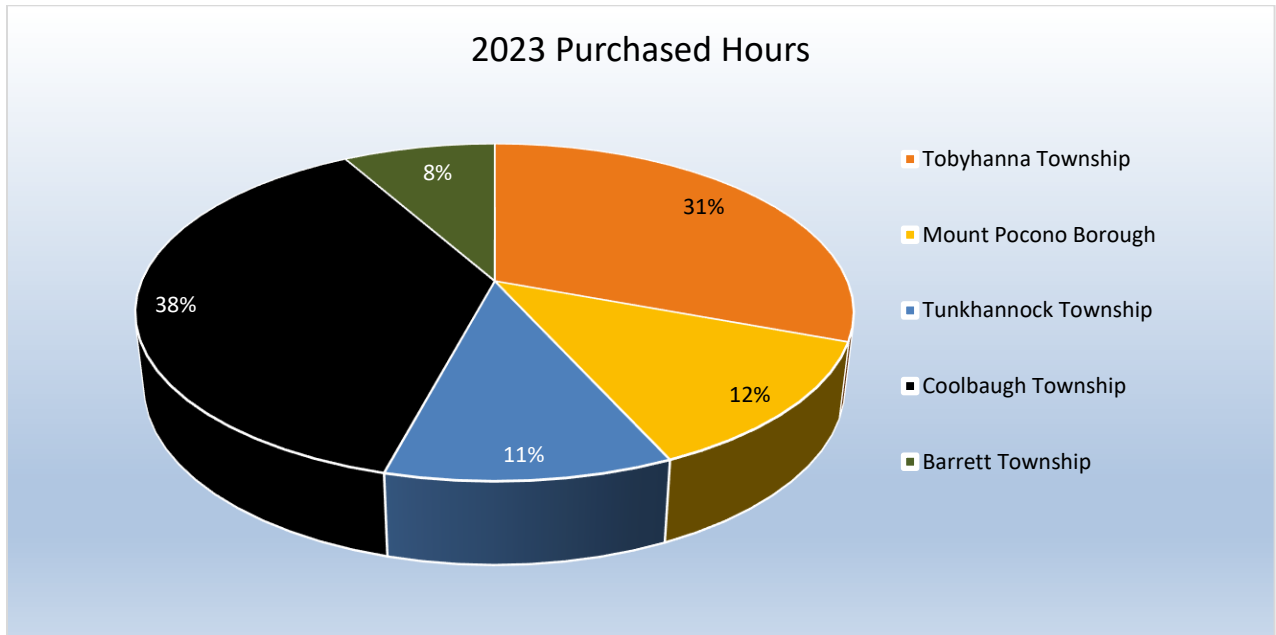
Pocono Mountain Regional Police Municipality Breakdown

Barrett Township

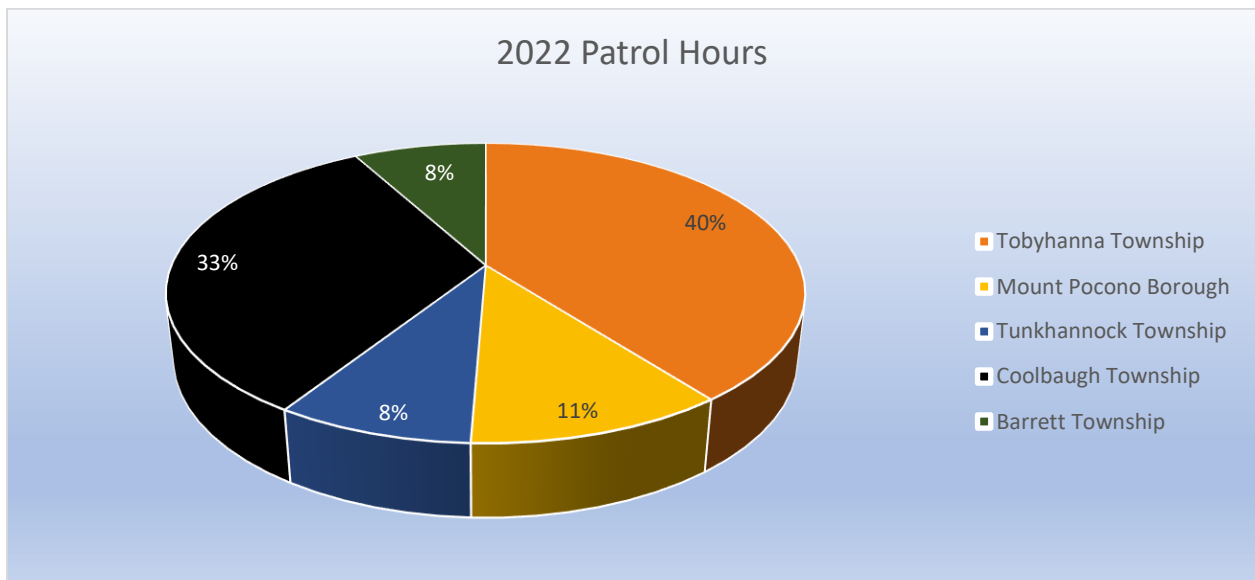
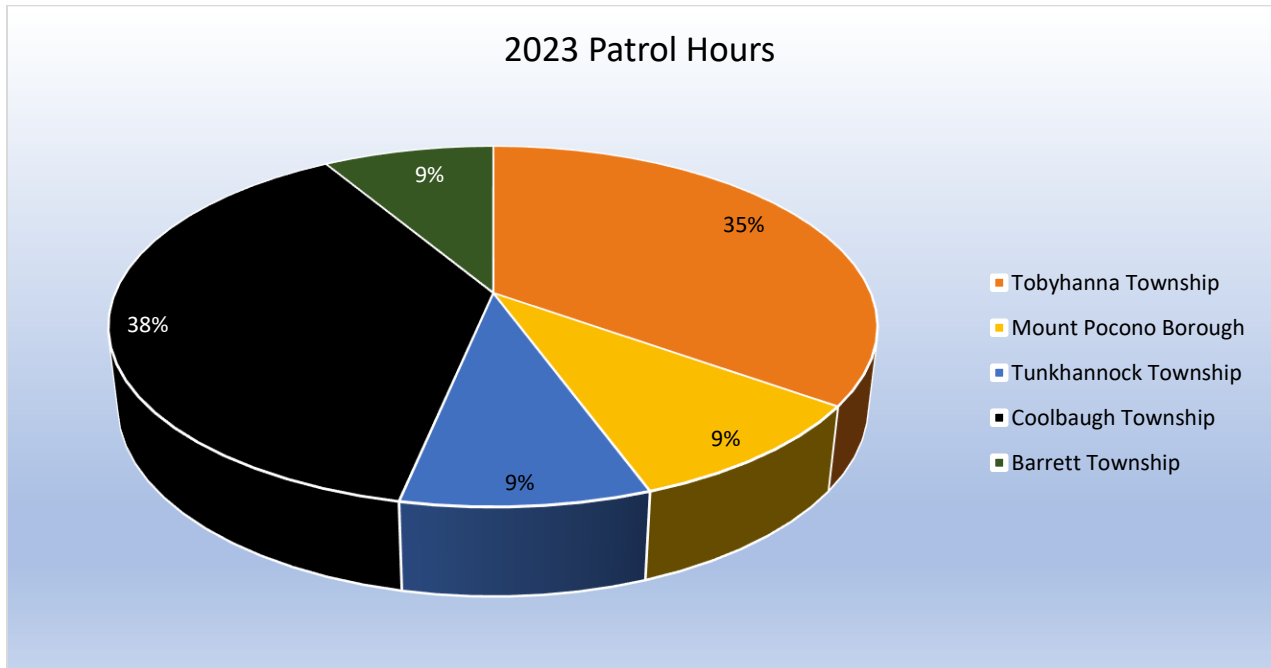
	Patrol	Investigation	Paper work	Court	Assigned	Total
January	164.0	120.1	21.9	20.6	236.1	562.9
February	148.2	93.5	30.7	17.5	213.6	503.7
March	280.7	112.7	22.7	15.0	194.6	625.9
April	213.9	101.2	23.7	10.2	234.7	583.9
May	221.7	92.0	11.9	12.2	241.5	579.4
June	213.3	110.9	25.6	17.0	228.3	595.3
July	220.3	162.7	19.2	4.5	210.0	616.9
August	179.5	138.5	24.6	4.0	243.1	589.8
September	143.6	97.6	13.9	29.87	221.2	506.3
October	143.8	96.7	19.2	9.25	240.8	509.9
November	146.1	87.4	8.0	8.0	235.4	485.0
December	183.9	154.4	17.6	12.4	251.4	619.9
Total	2259.5	1368.4	239.4	160.8	2751.2	6779.4

	Total Calls	Complaints	Accidents	Criminal Arrests	Traffic Arrests	Traffic Warnings	Ordinance Arrests
January	75	72	3	4	5	7	0
February	54	50	4	3	2	6	0
March	73	66	7	6	17	17	0
April	77	72	5	2	2	2	0
May	102	94	8	3	9	9	0
June	96	91	5	3	4	8	0
July	108	99	9	2	8	4	0
August	102	97	5	5	10	4	1
September	70	67	3	0	8	10	0
October	72	65	7	1	1	6	0
November	75	71	4	2	4	5	0
December	71	66	5	2	8	5	0
Total	975	910	65	33	78	83	1

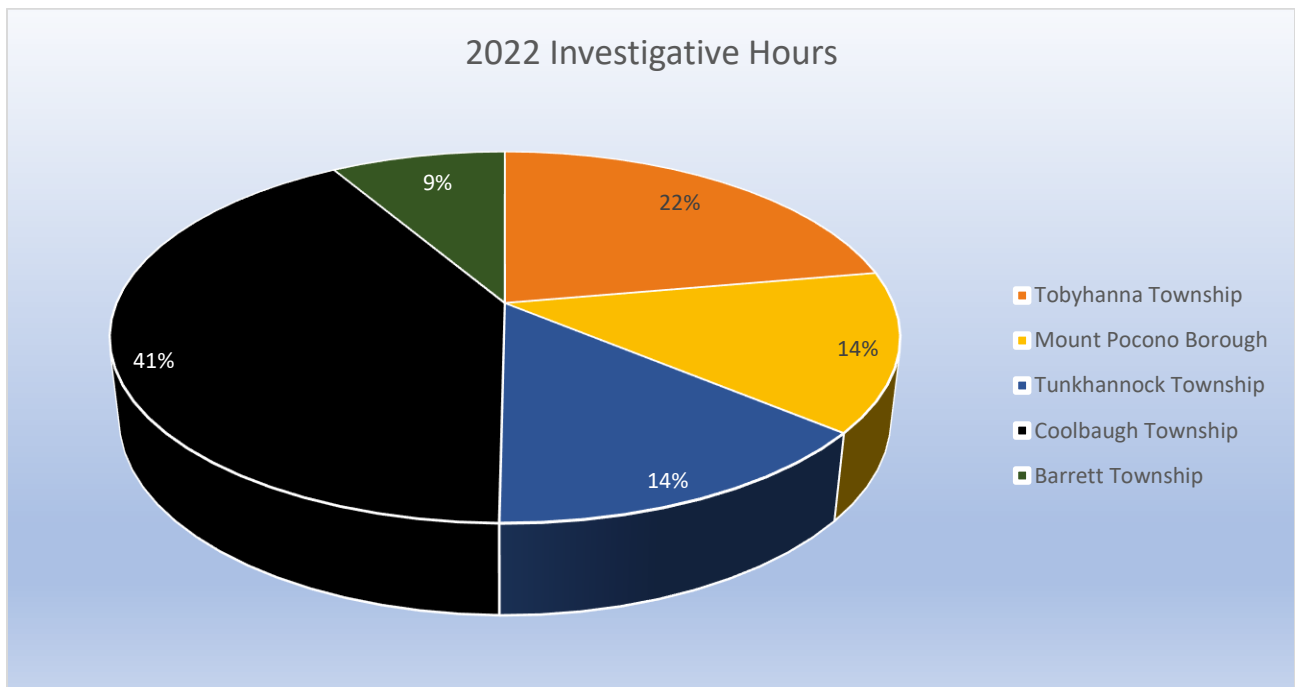
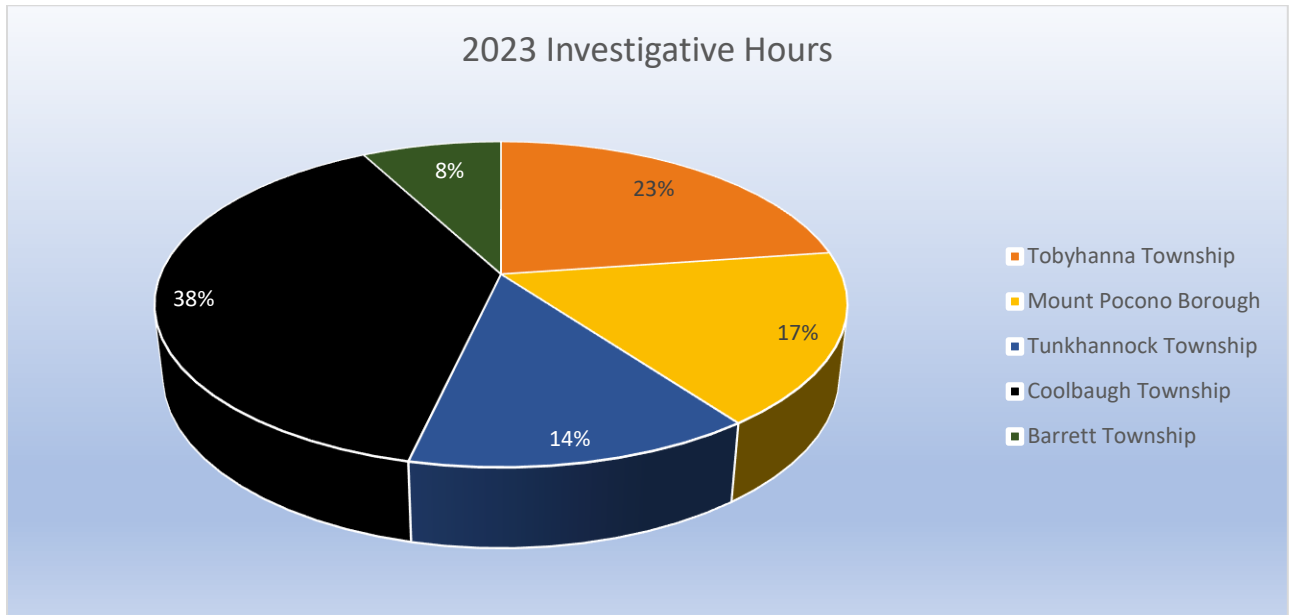
Pocono Mountain Regional Police Department 2023 Hourly Comparison



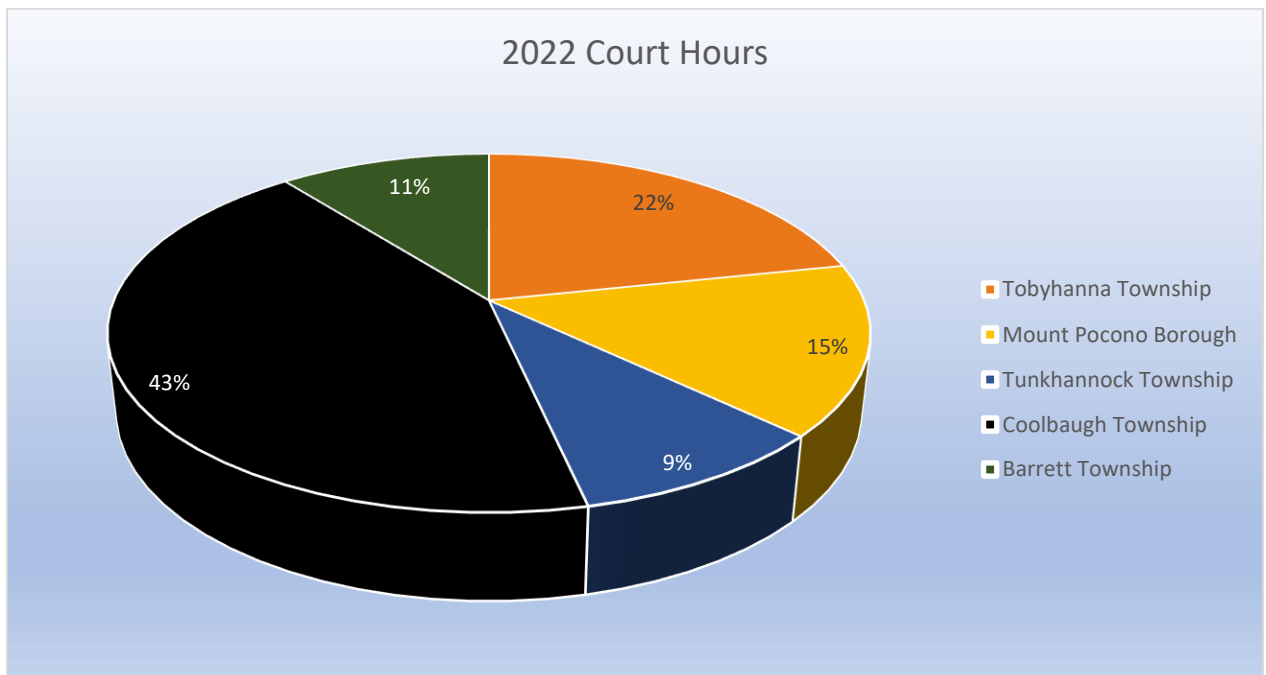
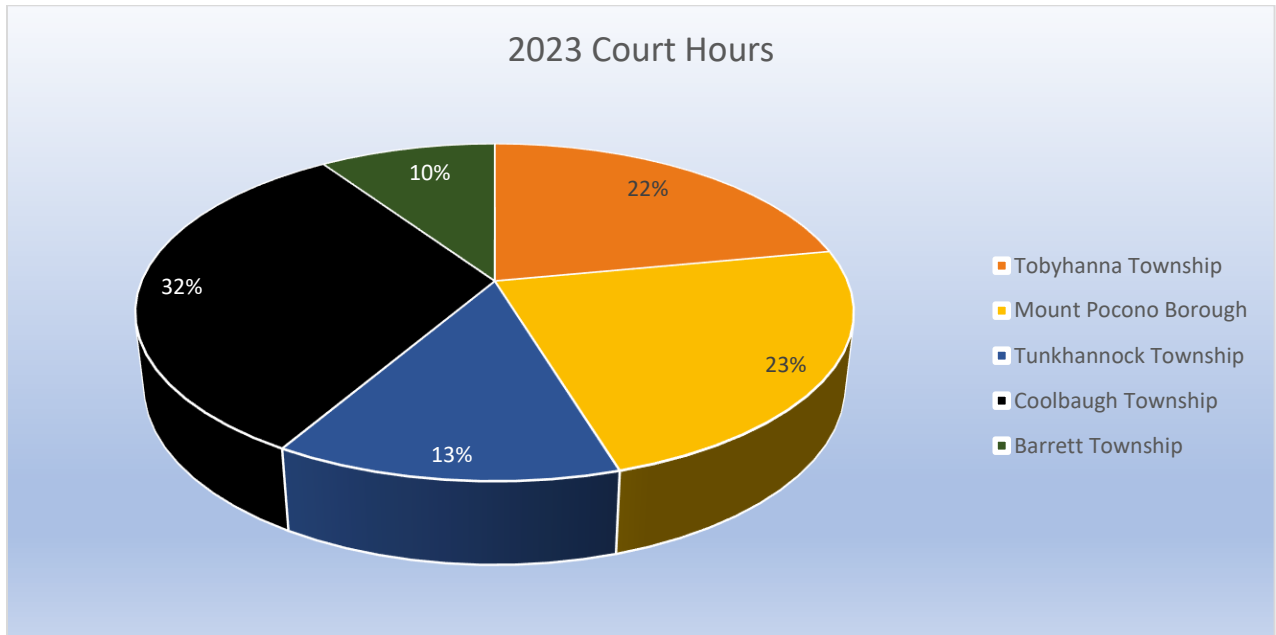
Pocono Mountain Regional Police Department 2023 Hourly Comparison



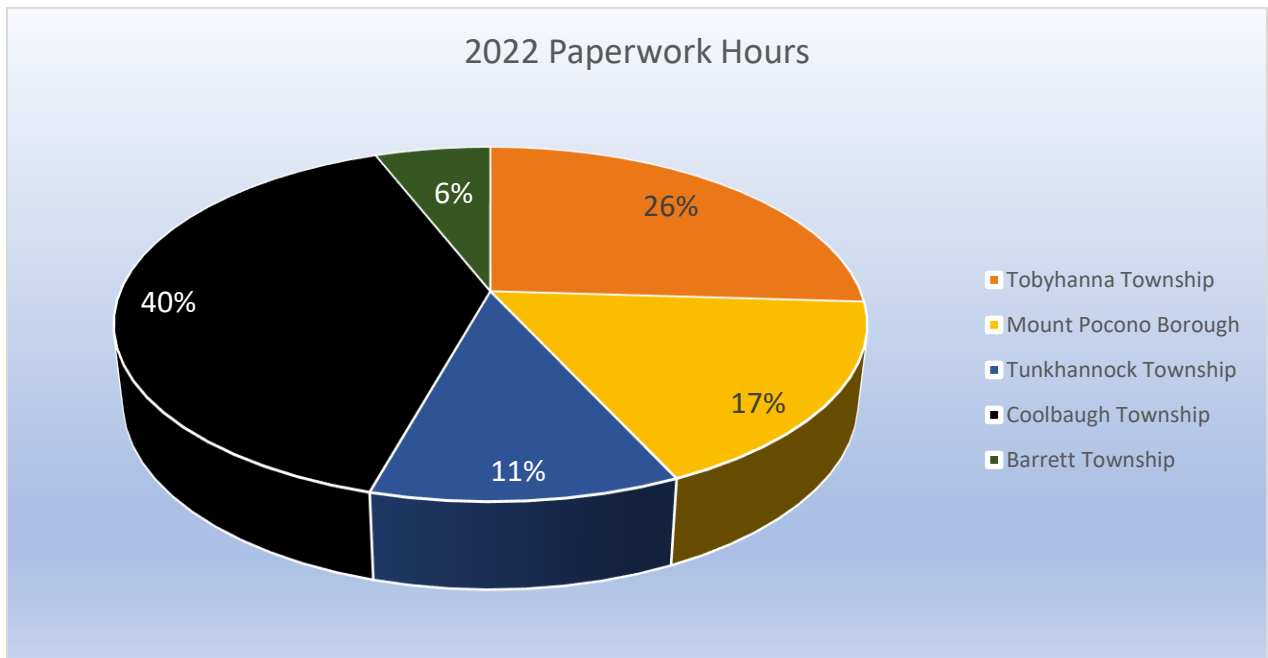
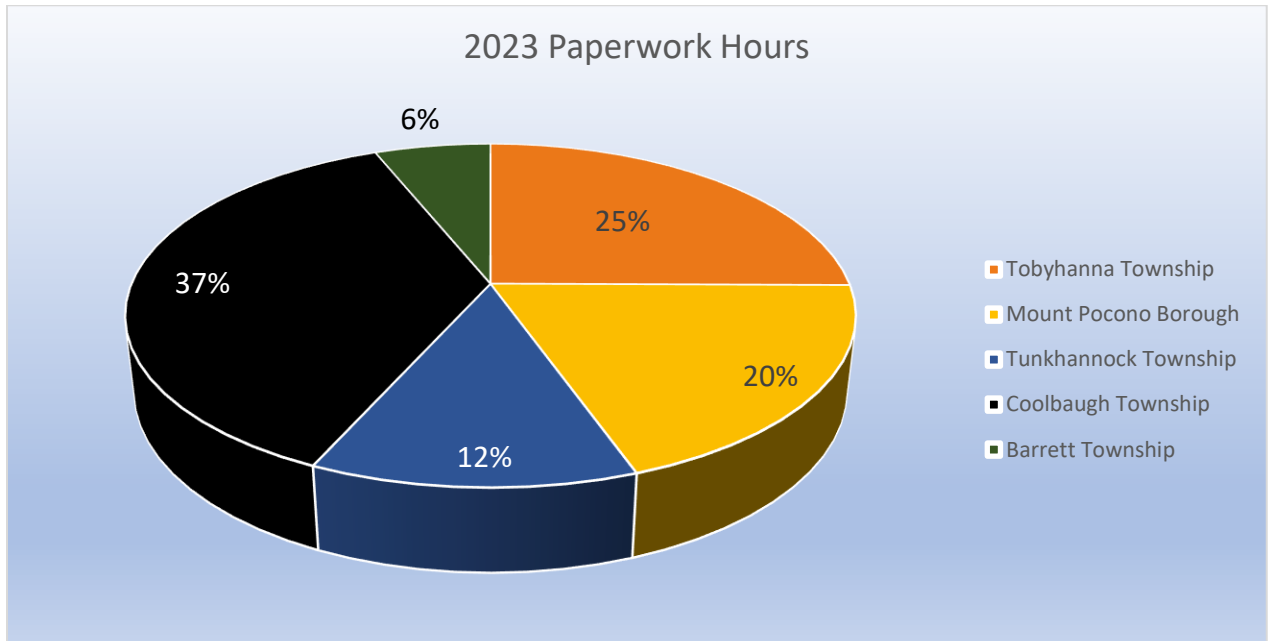
Pocono Mountain Regional Police Department 2023 Hourly Comparison



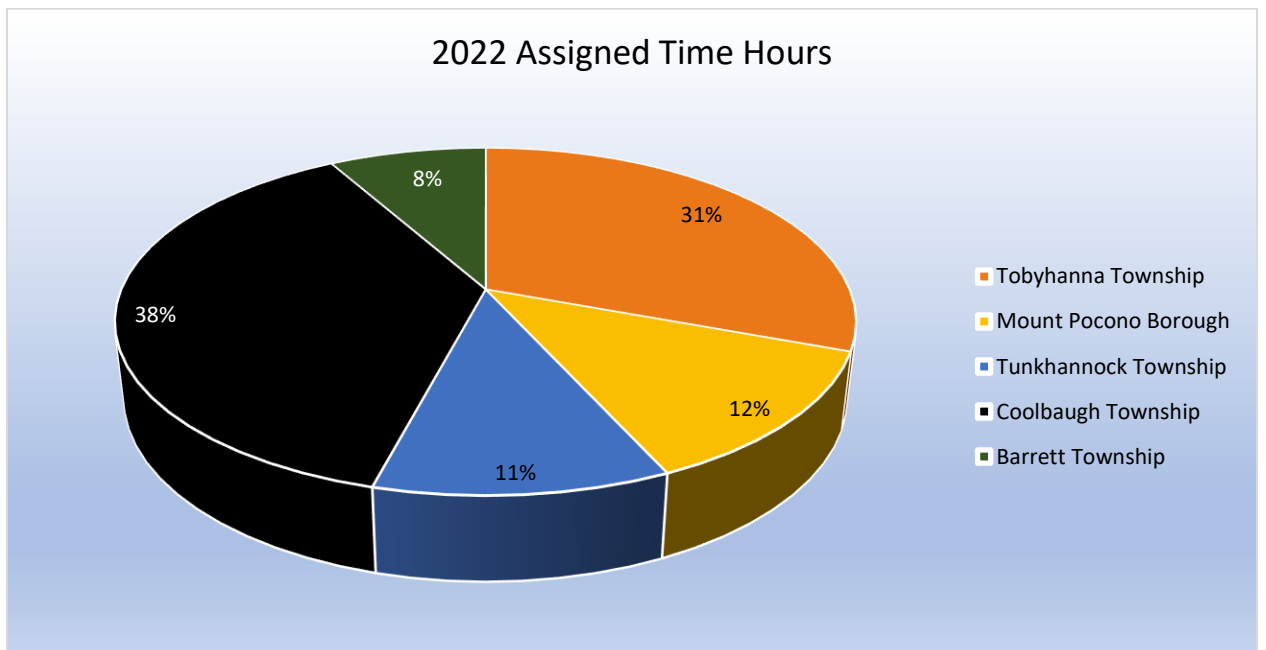
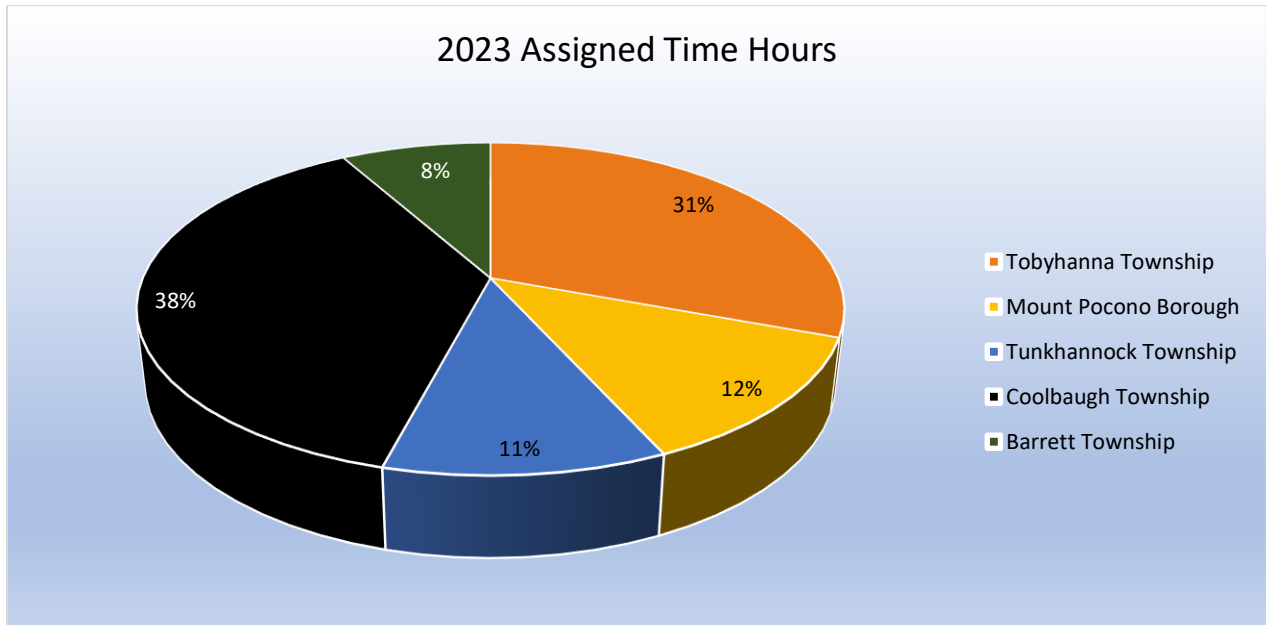
Pocono Mountain Regional Police Department 2023 Hourly Comparison



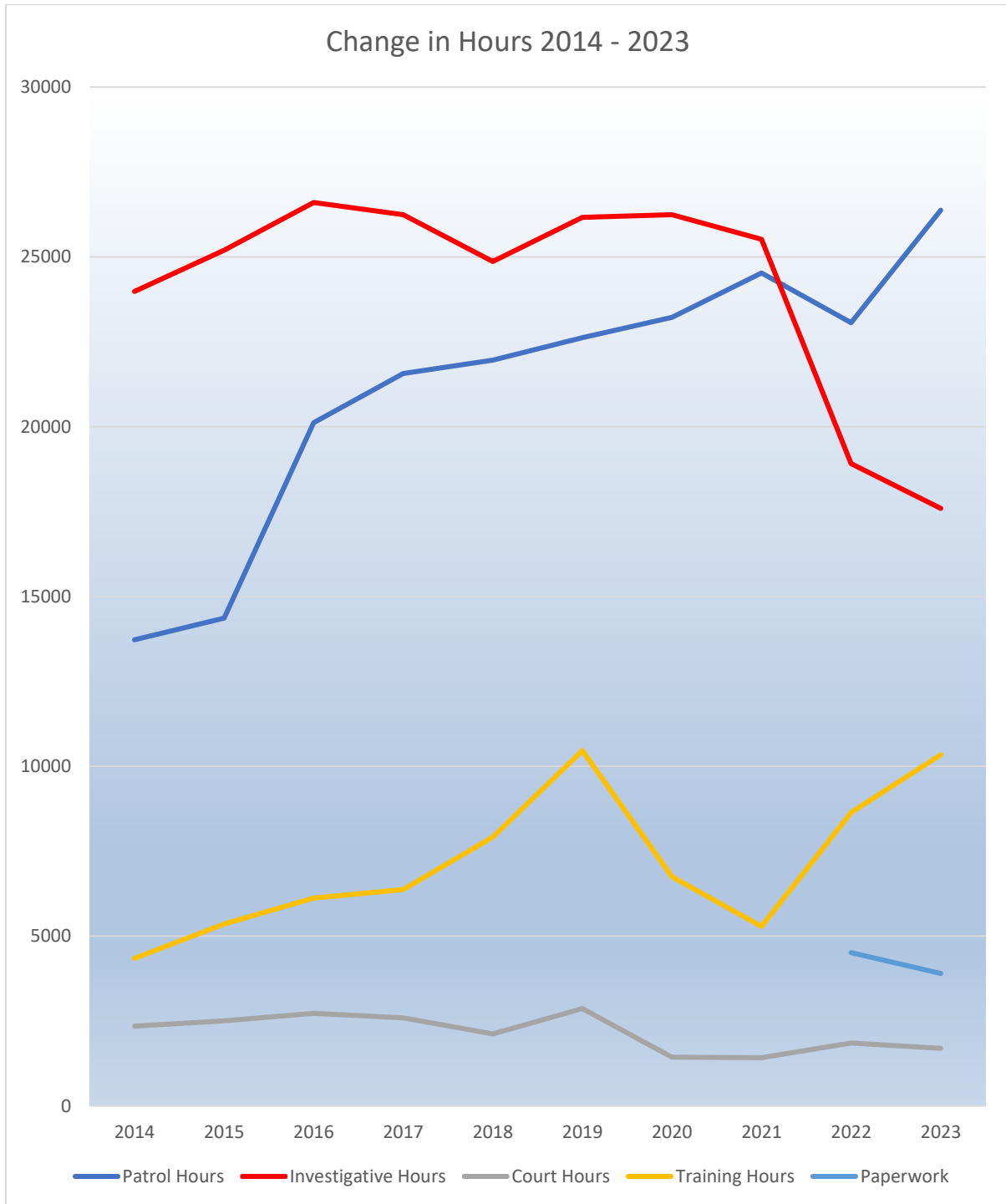
Pocono Mountain Regional Police Department 2023 Hourly Comparison



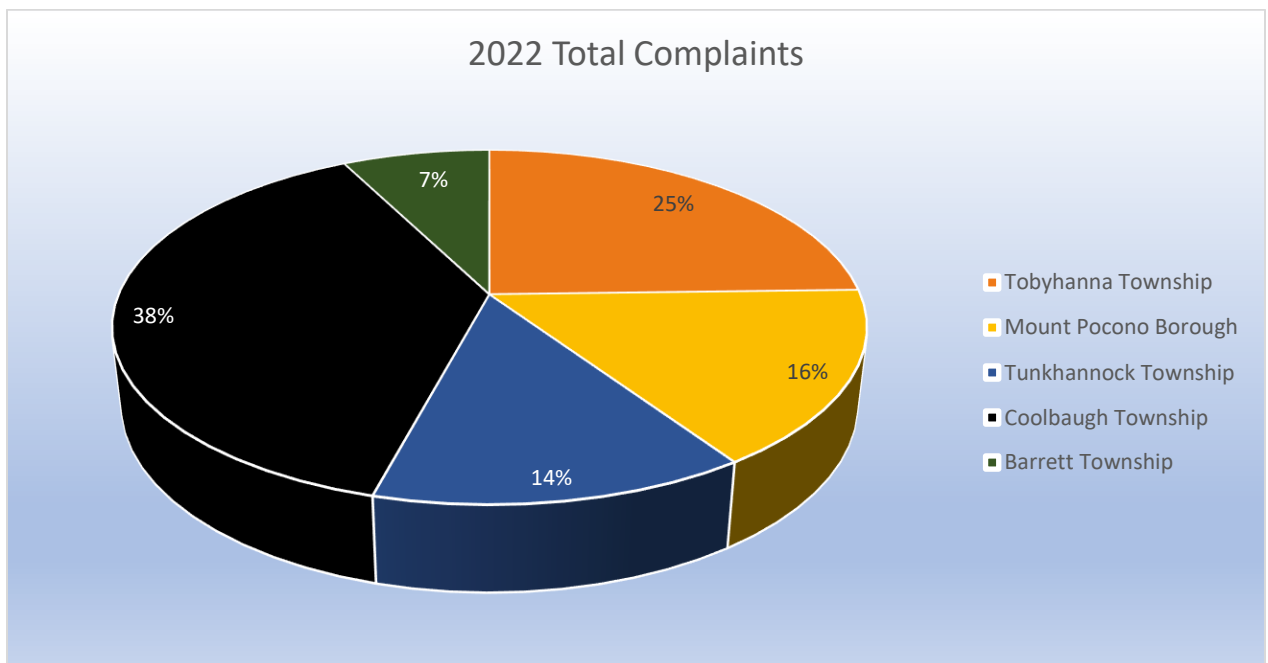
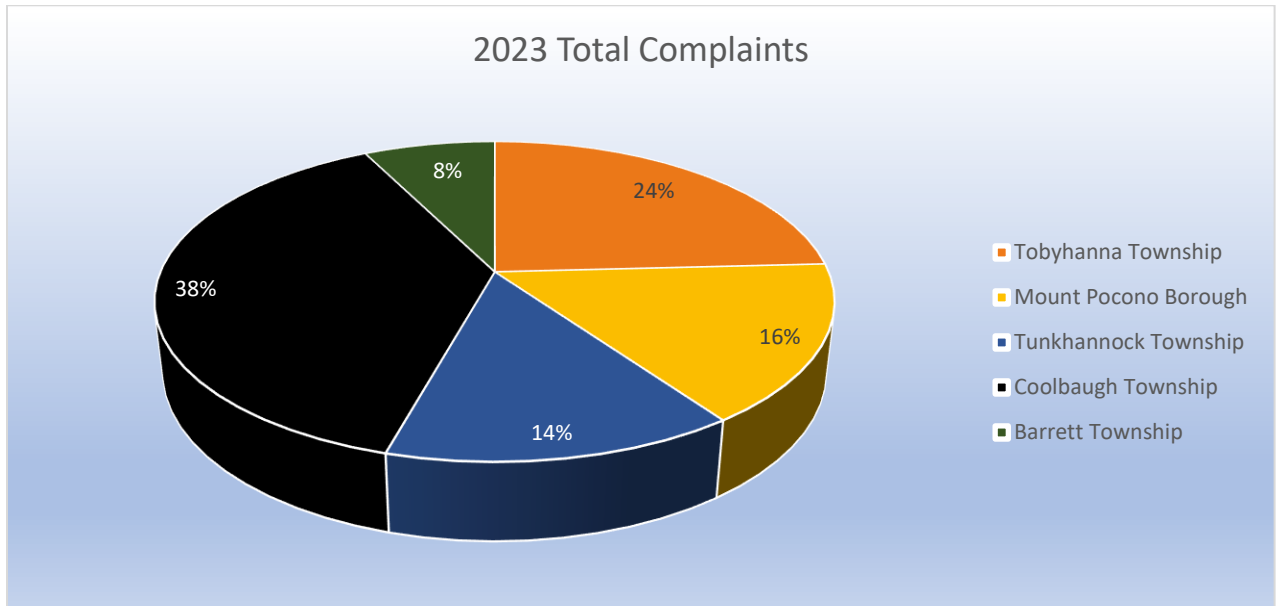
Pocono Mountain Regional Police Department 2023 Hourly Comparison



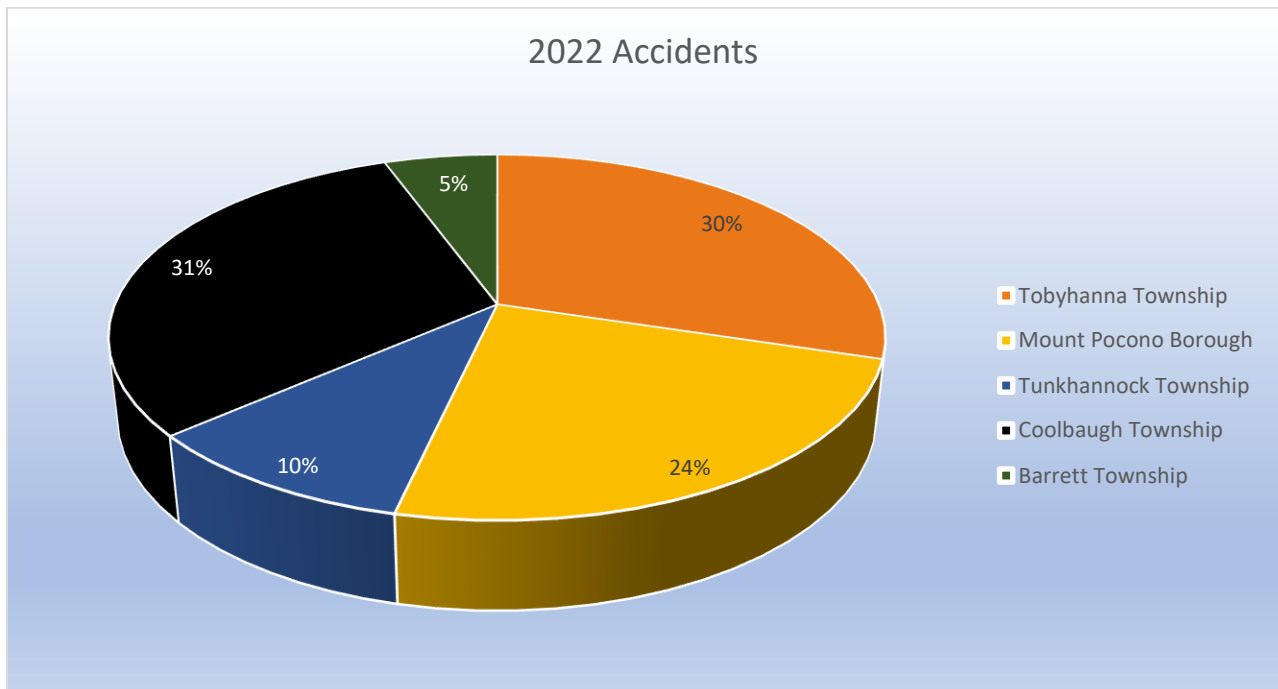
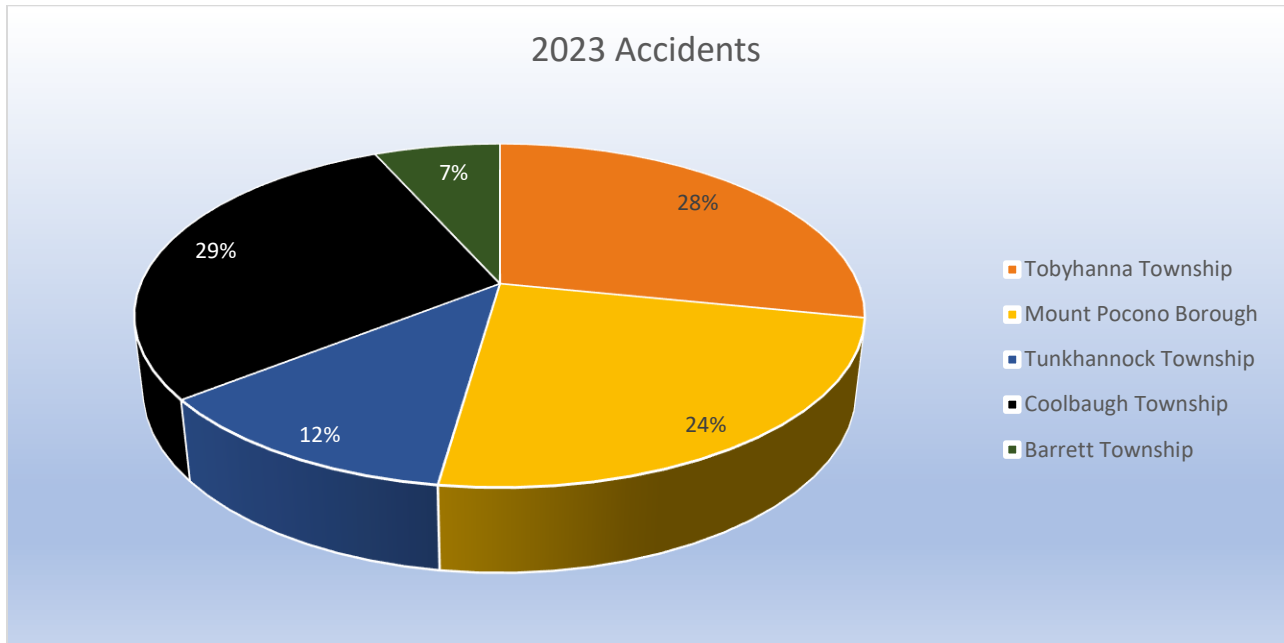
Pocono Mountain Regional Police Department 2023 Hourly Comparison



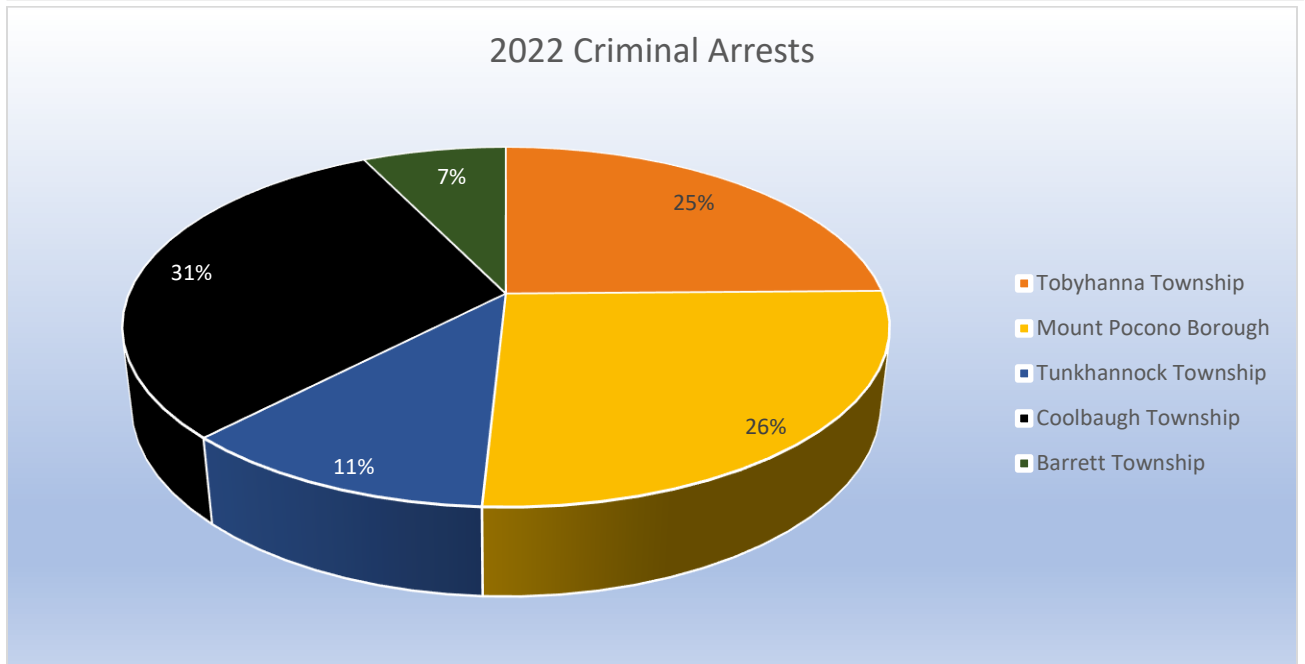
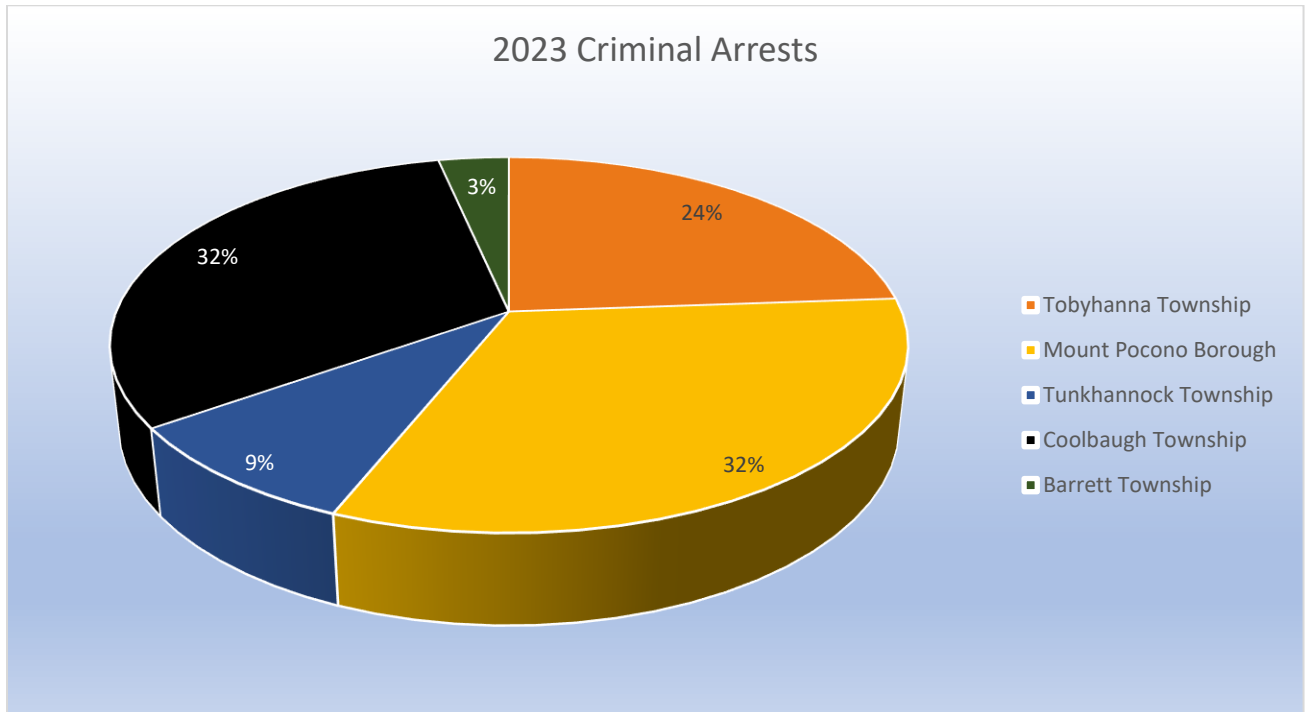
Pocono Mountain Regional Police Department 2023 Activity Comparison



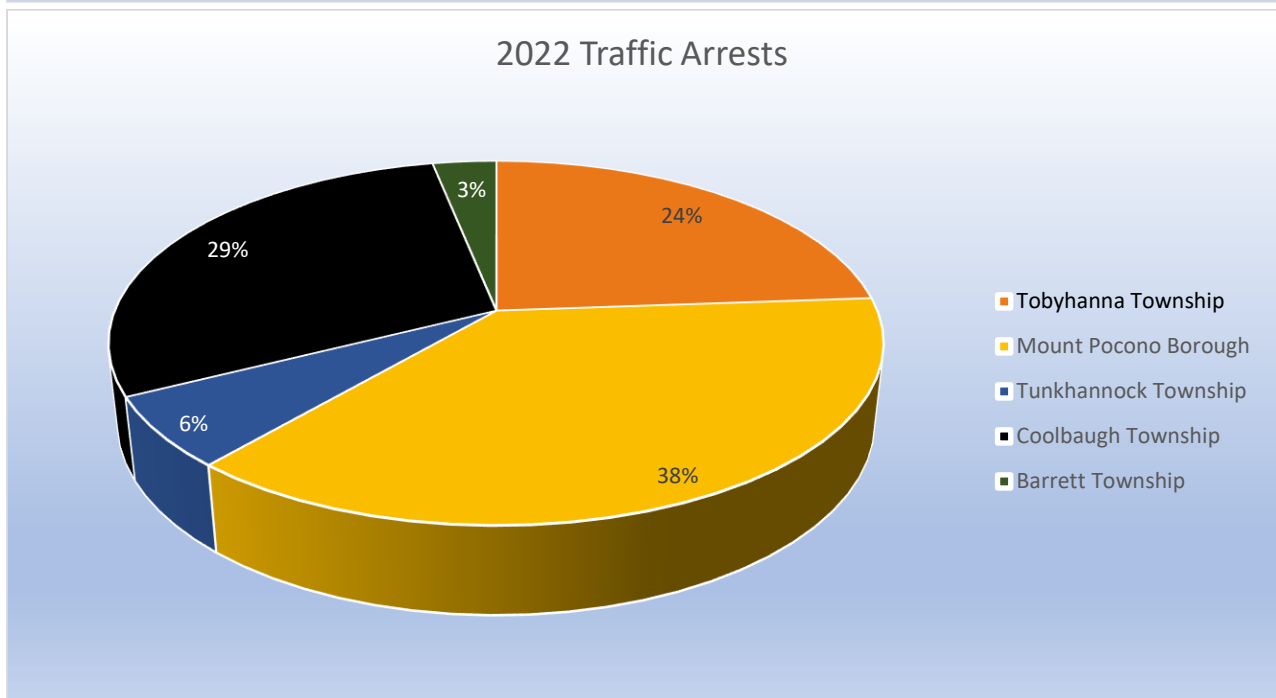
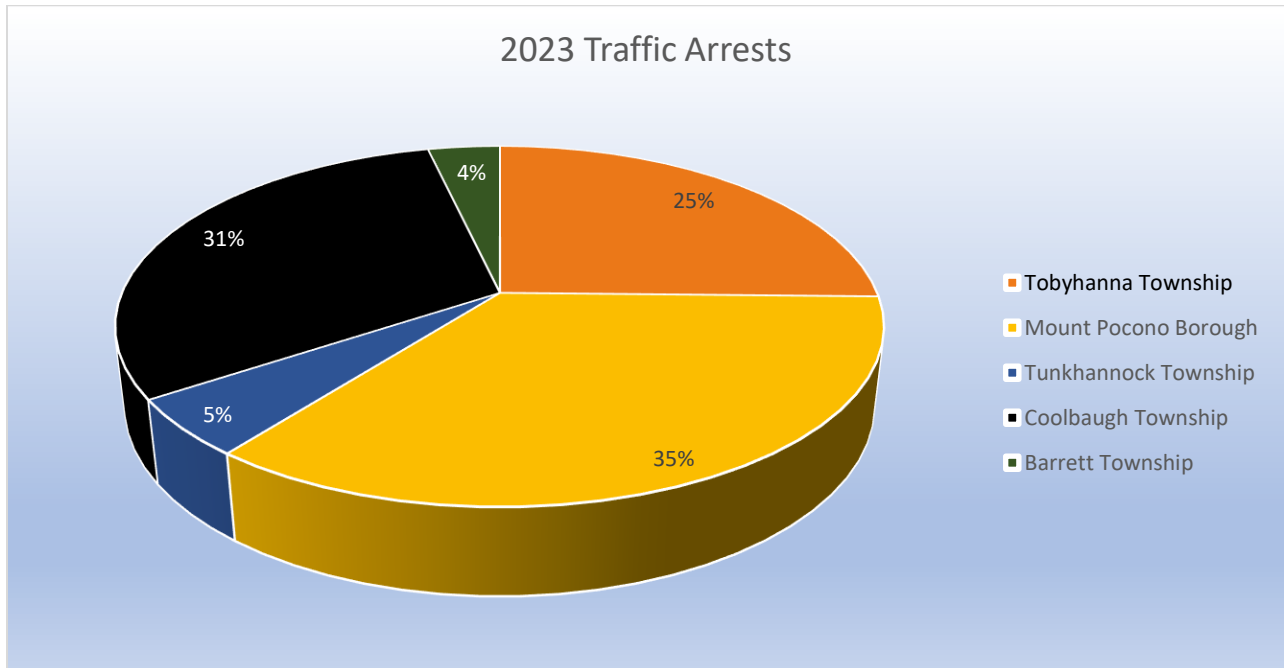
Pocono Mountain Regional Police Department 2023 Activity Comparison



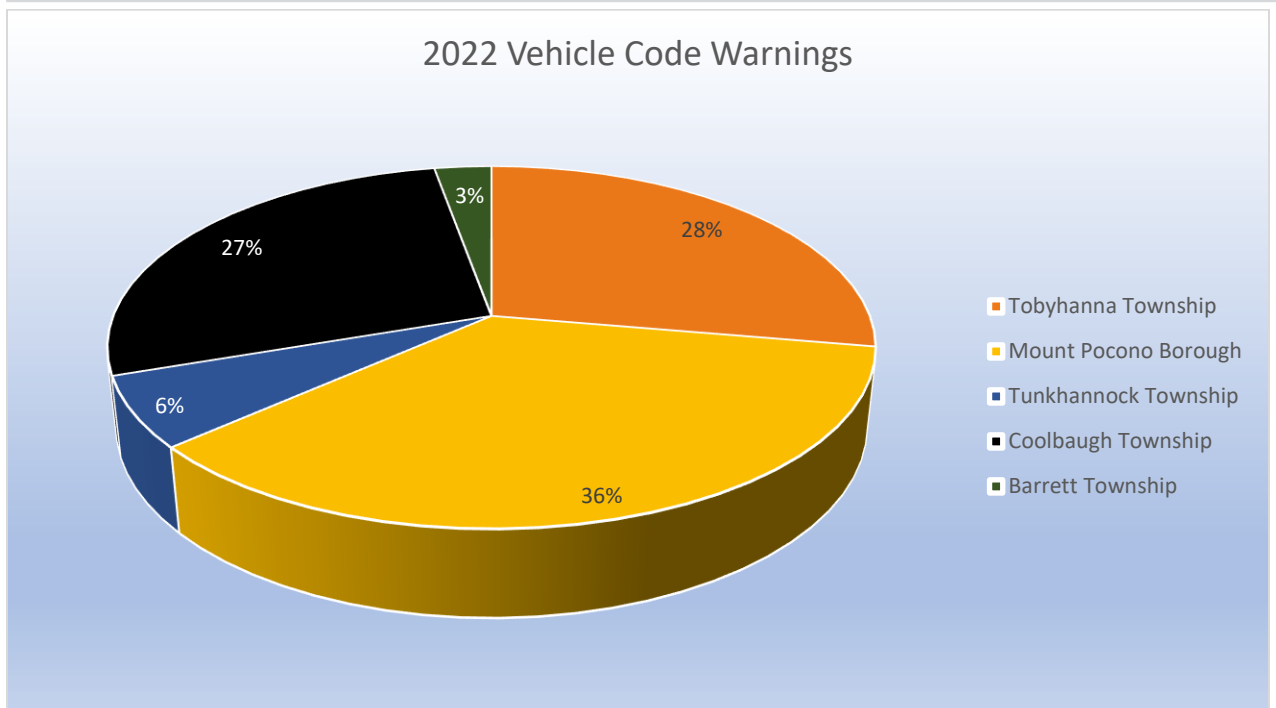
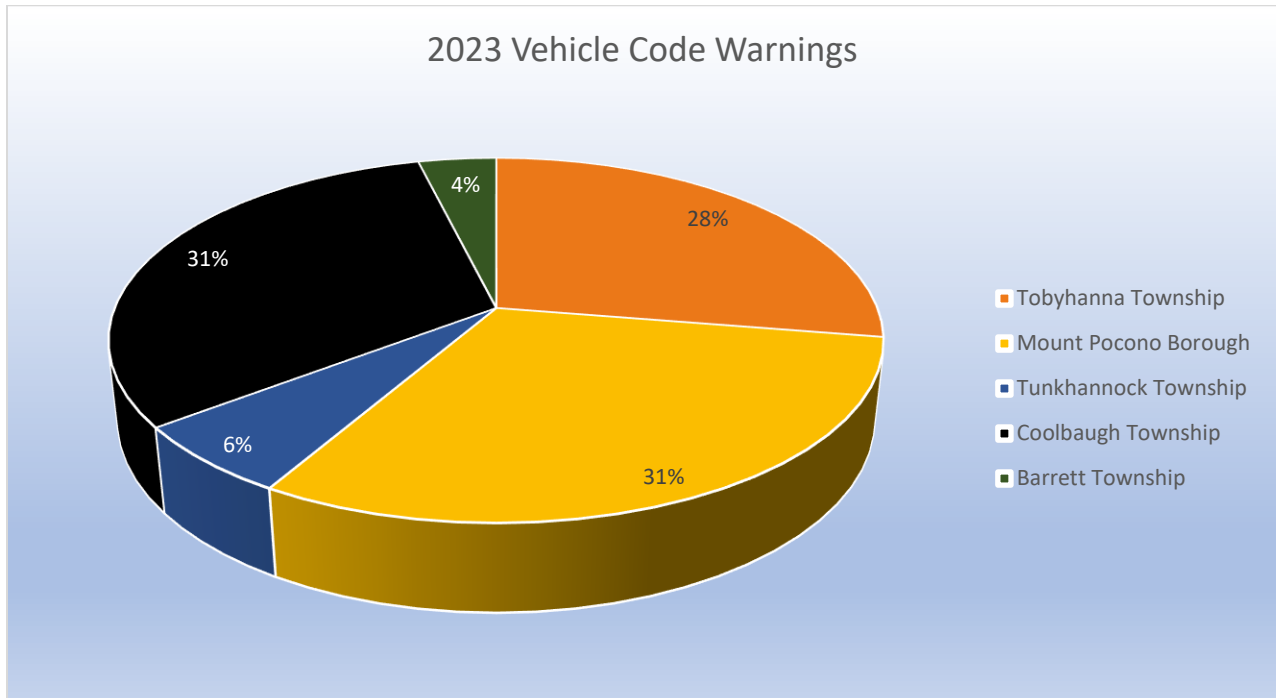
Pocono Mountain Regional Police Department 2023 Activity Comparison



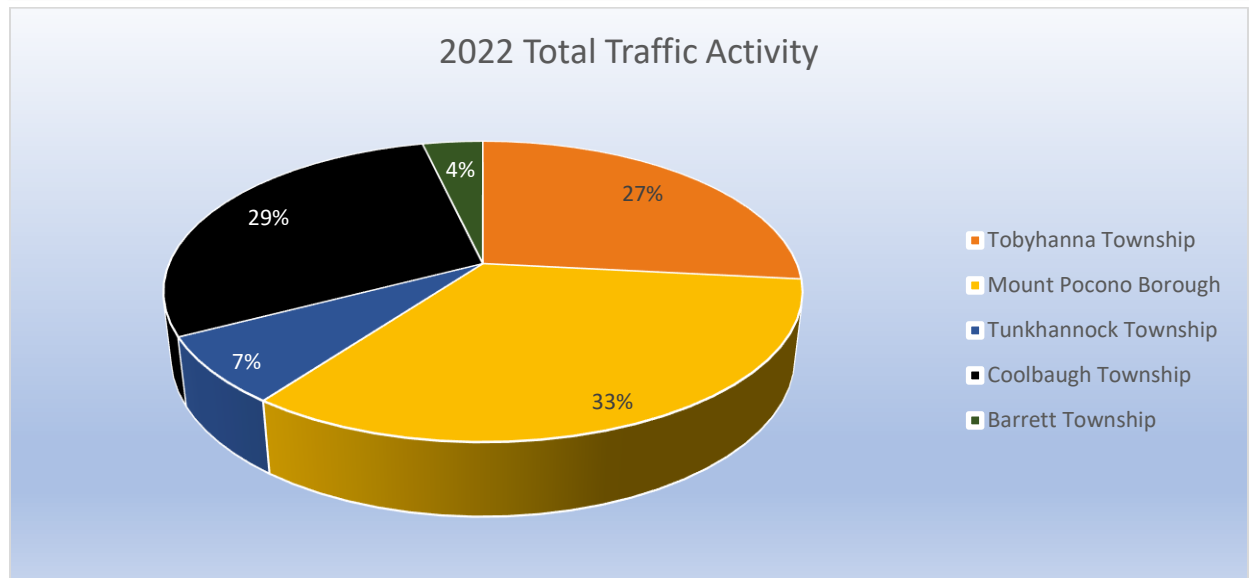
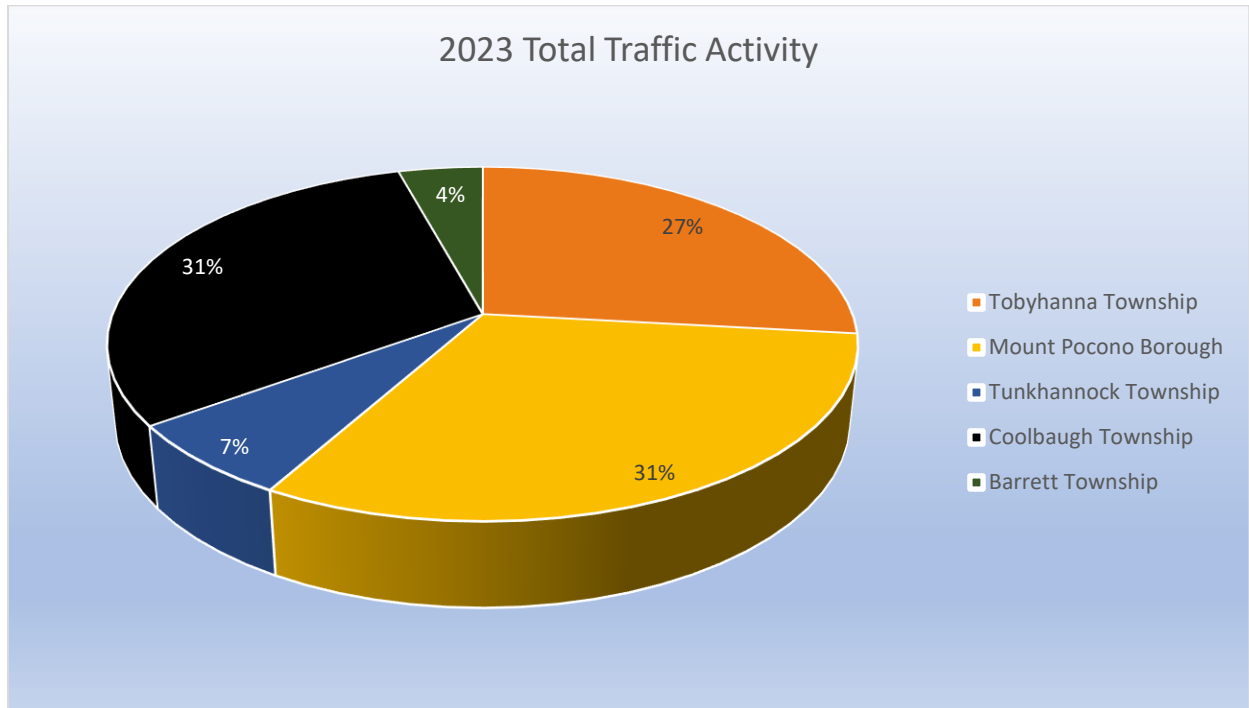
Pocono Mountain Regional Police Department 2023 Activity Comparison



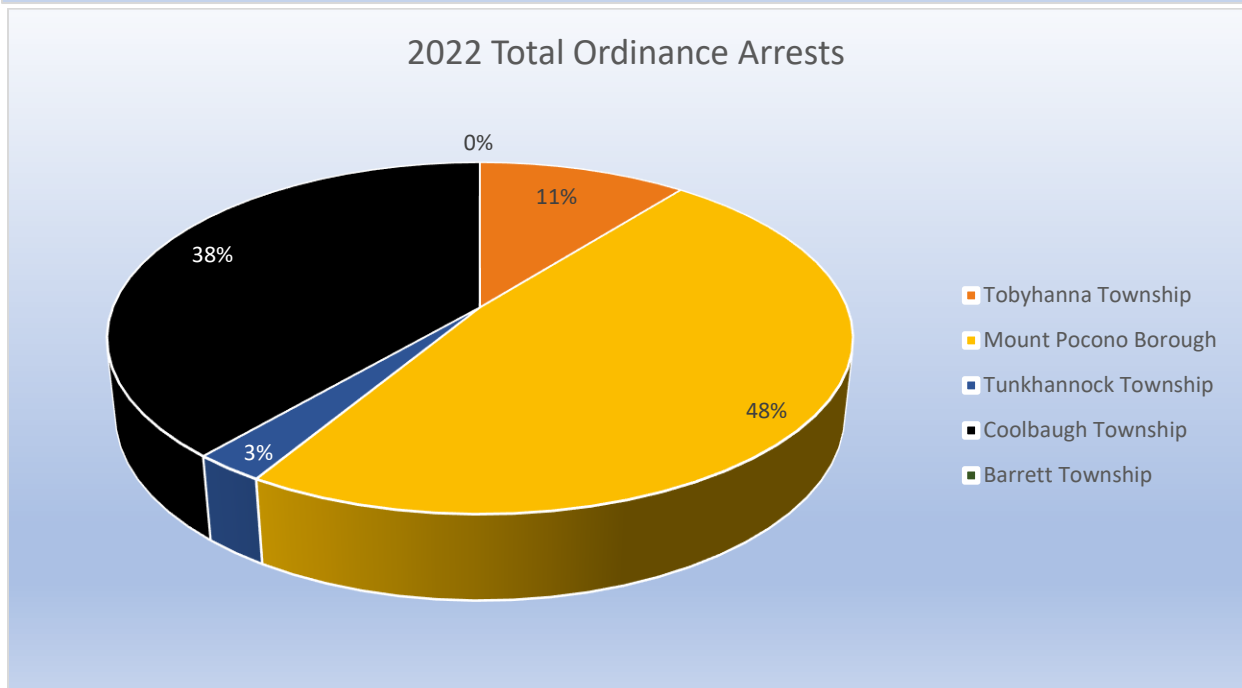
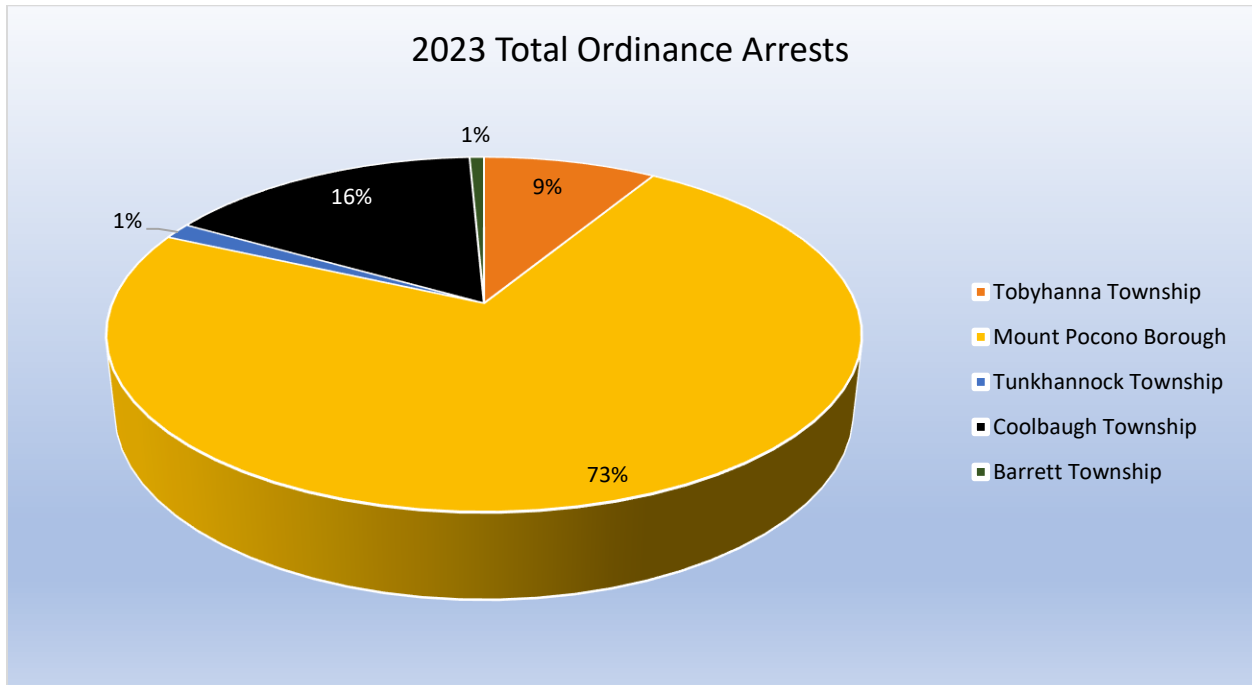
Pocono Mountain Regional Police Department 2023 Activity Comparison



Pocono Mountain Regional Police Department 2023 Activity Comparison



Pocono Mountain Regional Police Department 2023 Activity Comparison



2016 – 2023 Total Hours Over / Under Purchased Vs. Actual

Total	2016 Actual	Hours Purchased	+/-	2017 Actual	Hours Purchased	+/-
Patrol	14365			21567		
Invest.	25196			26239		
Speed Timing	136			88		
Court	2508			2590		
Assigned	27489			24595		
Totals	69695	73200		75082	75083	

Total	2018 Actual	Hours Purchased	+/-	2019 Actual	Hours Purchased	+ / -
Patrol	21961			22621		
Invest.	24861			26166		
Speed Timing	320			260		
Court	2117			2866		
Assigned	25823			25254		
Totals	75083	75083		77169	77170	

Total	2020 Actual	Hours Purchased	+/-	2021 Actual	Hours Purchased	+ / -
Patrol	23216			24527		
Invest.	26241			25514		
Speed Timing	71			61		
Court	1436			1420		
Assigned	26414			27739		
Totals	77380	77381		79263	79264.00	

Total	2022 Actual	Hours Purchased	+/-	2023 Actual	Hours Purchased	+/-
Patrol	23058			26375		
Invest.	18916			17594		
Speed Timing	90					
Paperwork	4513			3902		
Court	1851			1695		
Assigned	34770			33634		
Totals	83199	83200		83200	83200	

2016 – 2023 Total Hours Over / Under Purchased Vs. Actual

Tobyhanna Twp	2016 Actual	Hours Purchased	+/-	2017 Actual	Hours Purchased	+/-
Patrol	9170			9364.46		
Invest.	5378			5875.52		
VASCAR	49			31.23		
Court	581			400.55		
Assigned	7245			7555.87		
Totals	22422	22480	-58	23227.63	23065.5	+162.13

Tobyhanna Twp	2018 Actual	Hours Purchased	+/-	2019 Actual	Hours Purchased	+/-
Patrol	9272			9574		
Invest.	5429			5649		
VASCAR	115			92		
Court	386			492		
Assigned	7933			7758		
Totals	23136	23065	+70.5	23568	23706	-138

Tobyhanna Twp	2020 Actual	Hours Purchased	+/-	2021 Actual	Hours Purchased	+/-
Patrol	8926.20			10044.25		
Invest.	6111.70			5952.30		
VASCAR	21.12			33.75		
Court	278.53			242.73		
Assigned	8175.41			8588.10		
Totals	23512.96	23949.42	-436.46	24861.13	24540.13	+321

Tobyhanna Twp	2022 Actual	Hours Purchased	+/-	2023 Actual	Hours Purchased	+/-
Patrol	9111			9200		
Invest.	4206			4006		
Paperwork	1172			980		
Court	401			372		
Assigned	10657			10308		
Totals	25558	25500	+58	24868	25500	-632

2016 – 2023 Total Hours Over / Under Purchased Vs. Actual

Mount Pocono	2016 Actual	Hours Purchased	+/-	2017 Actual	Hours Purchased	+/-
Patrol	995			1340.65		
Invest.	4481			3942.11		
VASCAR	11			12.13		
Court	619			570.72		
Assigned	2859			2981.01		
Totals	8965	8872	+93	8846.62	9100.06	-253

Mount Pocono	2018 Actual	Hours Purchased	+/-	2019 Actual	Hours Purchased	+/-
Patrol	1938.52			1952		
Invest.	3510.25			3935		
VASCAR	39.5			25		
Court	438.55			458		
Assigned	3129.85			3060		
Totals	9056.67	9100.06	-43.39	9434	9353	+81

Mount Pocono	2020 Actual	Hours Purchased	+/-	2021 Actual	Hours Purchased	+/-
Patrol	2173.40			2030		
Invest.	4129.27			3168		
VASCAR	13.23			3		
Court	228.97			314		
Assigned	3140.73			3298		
Totals	9685.60	9200.60	+485.00	8815	9424	-608

Mount Pocono	2022 Actual	Hours Purchased	+/-	2023 Actual	Hours Purchased	+/-
Patrol	2561			2519		
Invest.	2613			3015		
Paperwork	775			757		
VASCAR	39					
Court	284			394		
Assigned	4363			4221		
Totals	10637	10441	+196	10908	10441	+467

2016 – 2023 Total Hours Over / Under Purchased Vs. Actual

Tunkhannock Twp.	2016 Actual	Hours Purchased	+/-	2017 Actual	Hours Purchased	+/-
Patrol	1395			2431.16		
Invest.	3189			3254.85		
Speed Timing	37			16.17		
Court	397			417.27		
Assigned	2708			2823.61		
Totals	7726	8403	-677	8943.06	8619.53	+323.53

Tunkhannock Twp.	2018 Actual	Hours Purchased	+/-	2019 Actual	Hours Purchased	+/-
Patrol	2020.33			2675		
Invest.	3309.4			3195		
Speed Timing	43.07			58		
Court	128.3			157		
Assigned	2964.58			2899		
Totals	8465.68	8619.53	-153	8985	8859	+126

Tunkhannock Twp.	2020 Actual	Hours Purchased	+/-	2021 Actual	Hours Purchased	+/-
Patrol	2723.47			3293		
Invest.	2827.13			2848		
Speed Timing	13.73			7		
Court	160.67			94		
Assigned	3032.44			3184		
Totals	8757.44	8883.34	-125.90	9428	9099	+329

Tunkhannock Twp.	2022 Actual	Hours Purchased	+/-	2023 Actual	Hours Purchased	+/-
Patrol	1948			2329		
Invest.	2674			2404		
Paperwork	504			475		
Speed Timing	22					
Court	175			222		
Assigned	3793			3669		
Totals	9118	9077	+41	9102	9077	-25

2016 – 2023 Total Hours Over / Under Purchased Vs. Actual

Coolbaugh Twp.	2016 Actual	Hours Purchased	+/-	2017 Actual	Hours Purchased	+/-
Patrol	6404			6342.18		
Invest.	11638			11070.48		
Speed Timing	39			14.15		
Court	932			1039.78		
Assigned	8745			9117.71		
Totals	27758	27135	+ 623	27584.3	27833.27	-248

Coolbaugh Twp.	2018 Actual	Hours Purchased	+/-	2019 Actual	Hours Purchased	+/-
Patrol	6631.62			6130		
Invest.	10591.36			11494		
Speed Timing	58.77			68		
Court	1030.32			1453		
Assigned	9572.92			9361		
Totals	27884.99	27833.27	+ 51.72	28508	28606	-97

Coolbaugh Twp.	2020 Actual	Hours Purchased	+/-	2021 Actual	Hours Purchased	+/-
Patrol	6872.20			6703		
Invest.	11446.98			11796		
Speed Timing	13.68			5		
Court	630.08			651		
Assigned	9791.98			10280		
Totals	28754.92	28685.14	+69.78	29437	29375	+62

Coolbaugh Twp.	2022 Actual	Hours Purchased	+/-	2023 Actual	Hours Purchased	+/-
Patrol	7593			10066		
Invest.	7812			6799		
Paperwork	1794			1448		
Speed Timing	10					
Court	792			544		
Assigned	13111			12683		
Totals	31115	31374	-259	31541	31374	+167

2016 – 2023 Total Hours Over / Under Purchased Vs. Actual

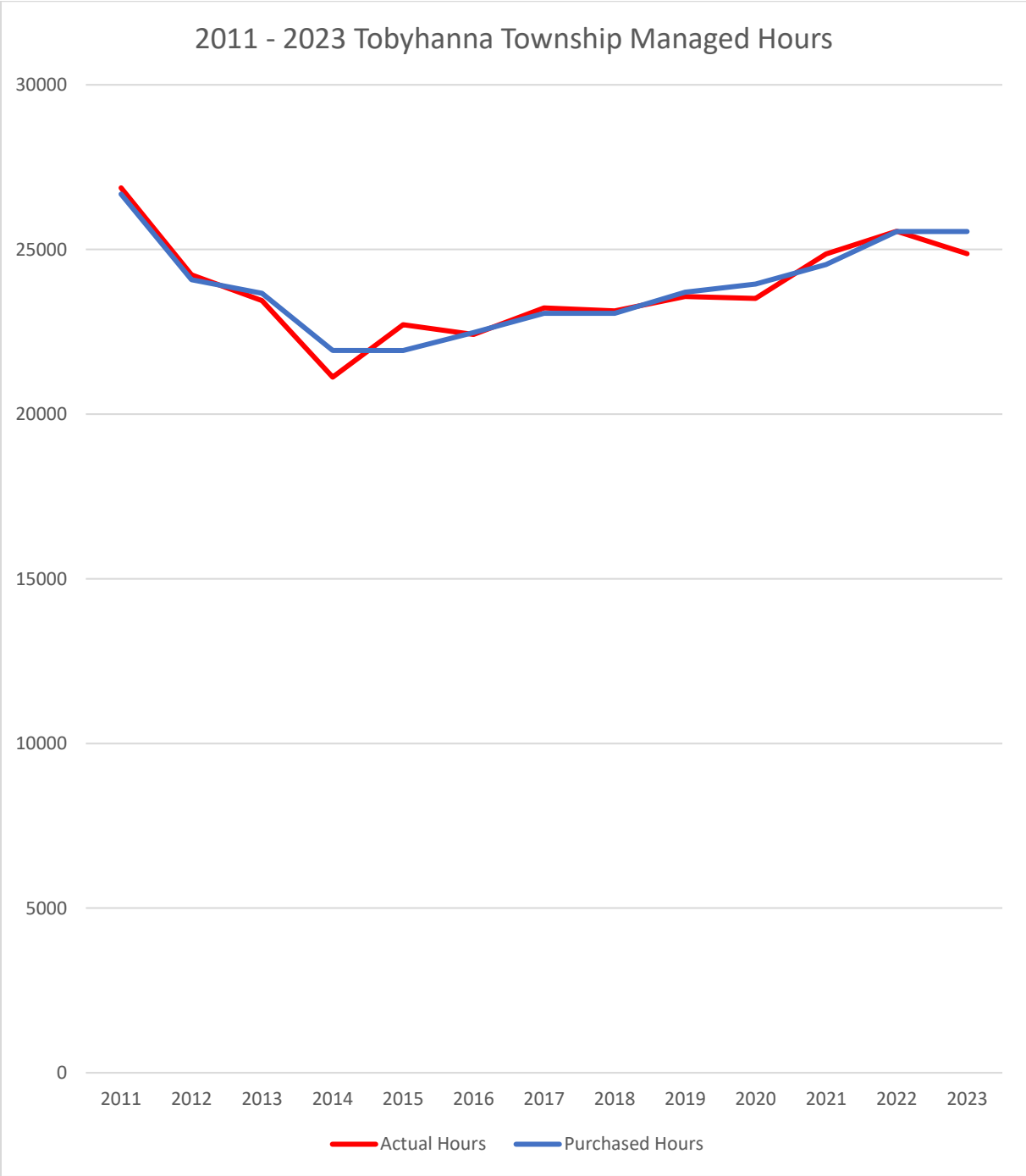
Barrett Township	2016 Actual	Hours Purchased	+/-	2017 Actual	Hours Purchased	+/-
Patrol	2151			2089.23		
Invest.	1915			2096.50		
VASCAR	31			15.27		
Court	197			162.65		
Assigned	2031			2117.73		
Totals	6326	6303	+24	6481.38	6464.65	+ 16.73

Barrett Township	2018 Actual	Hours Purchased	+/-	2019 Actual	Hours Purchased	+/-
Patrol	2098.38			2287		
Invest.	2021.05			1891		
VASCAR	62.95			16		
Court	133.83			303		
Assigned	2223.44			2174		
Totals	6539.65	6464.65	+ 75	6673	6644	+28

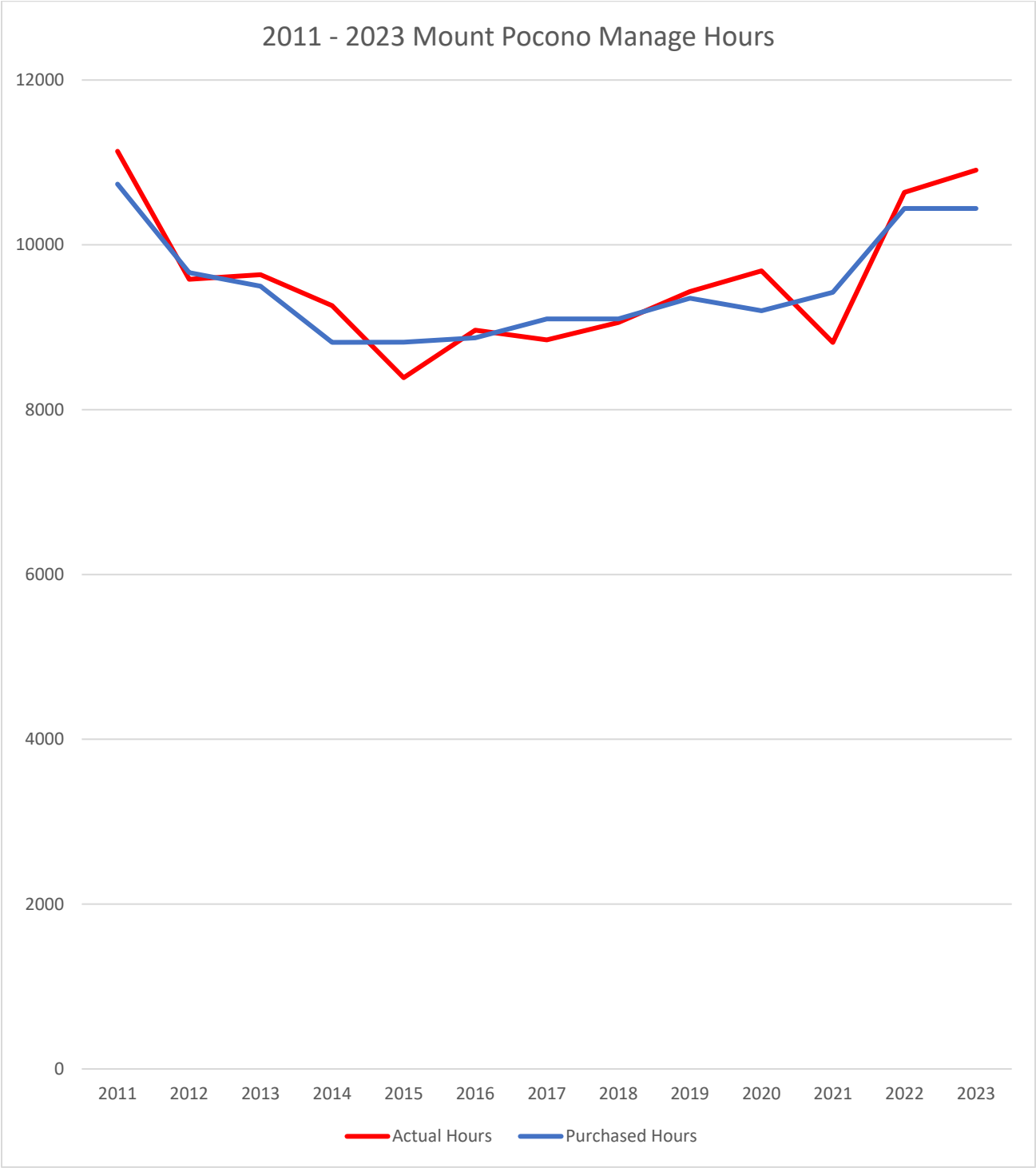
Barrett Township	2020 Actual	Hours Purchased	+/-	2021 Actual	Hours Purchased	+/-
Patrol	2521.38			2455		
Invest.	1725.99			1748		
VASCAR	10.08			10		
Court	138.30			117		
Assigned	2274.32			2388		
Totals	6670.07	6662.50	+7.57	6720	6824	-104

Barrett Township	2022 Actual	Hours Purchased	+/-	2023 Actual	Hours Purchased	+ / -
Patrol	1843			2259		
Invest.	1610			1368		
Paperwork	267			239		
VASCAR	6					
Court	197			160		
Assigned	2844			2751		
Totals	6769	6805	-36	6779	6805	-26

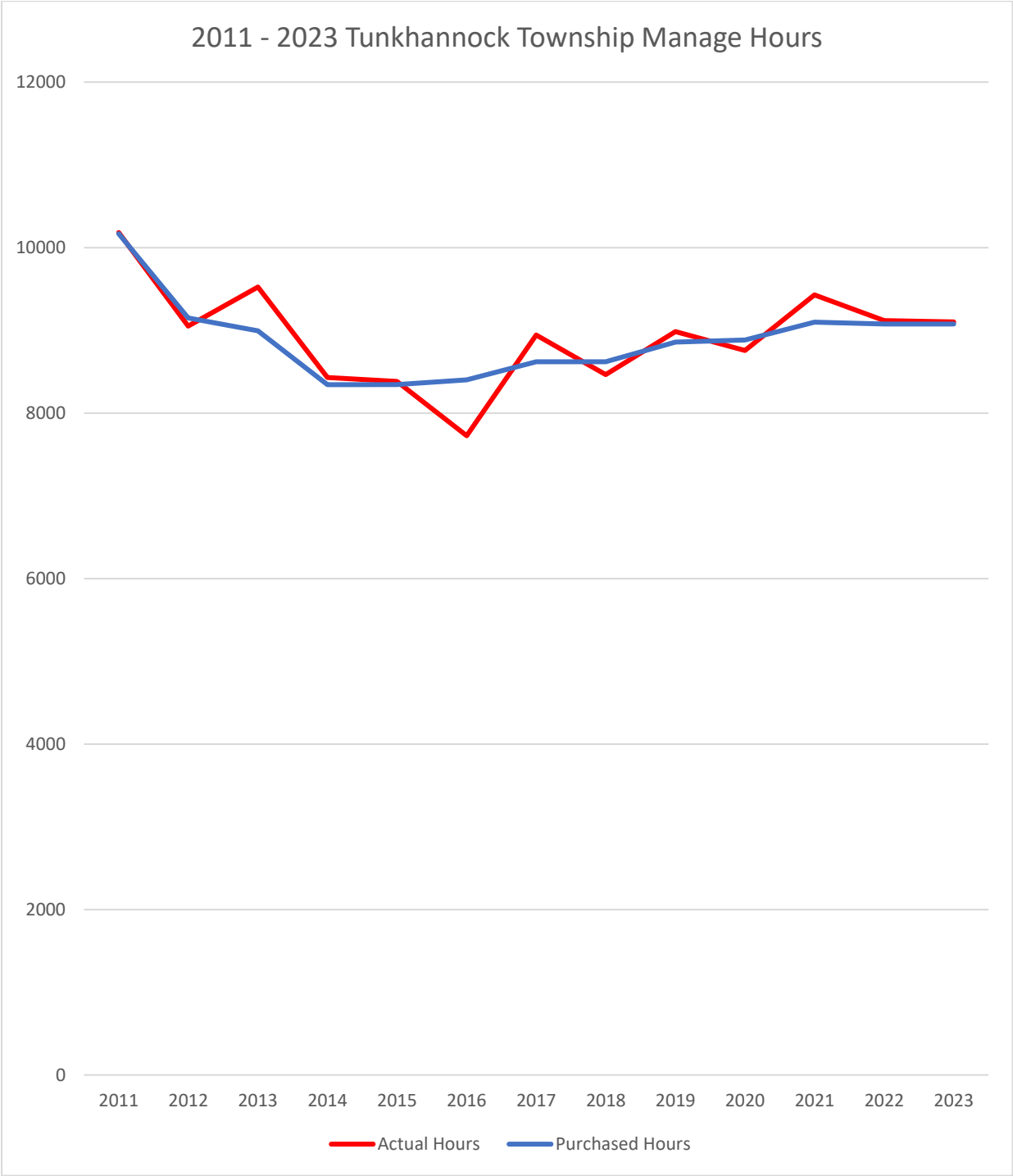
Pocono Mountain Regional Police Purchased Vs. Actual Hours



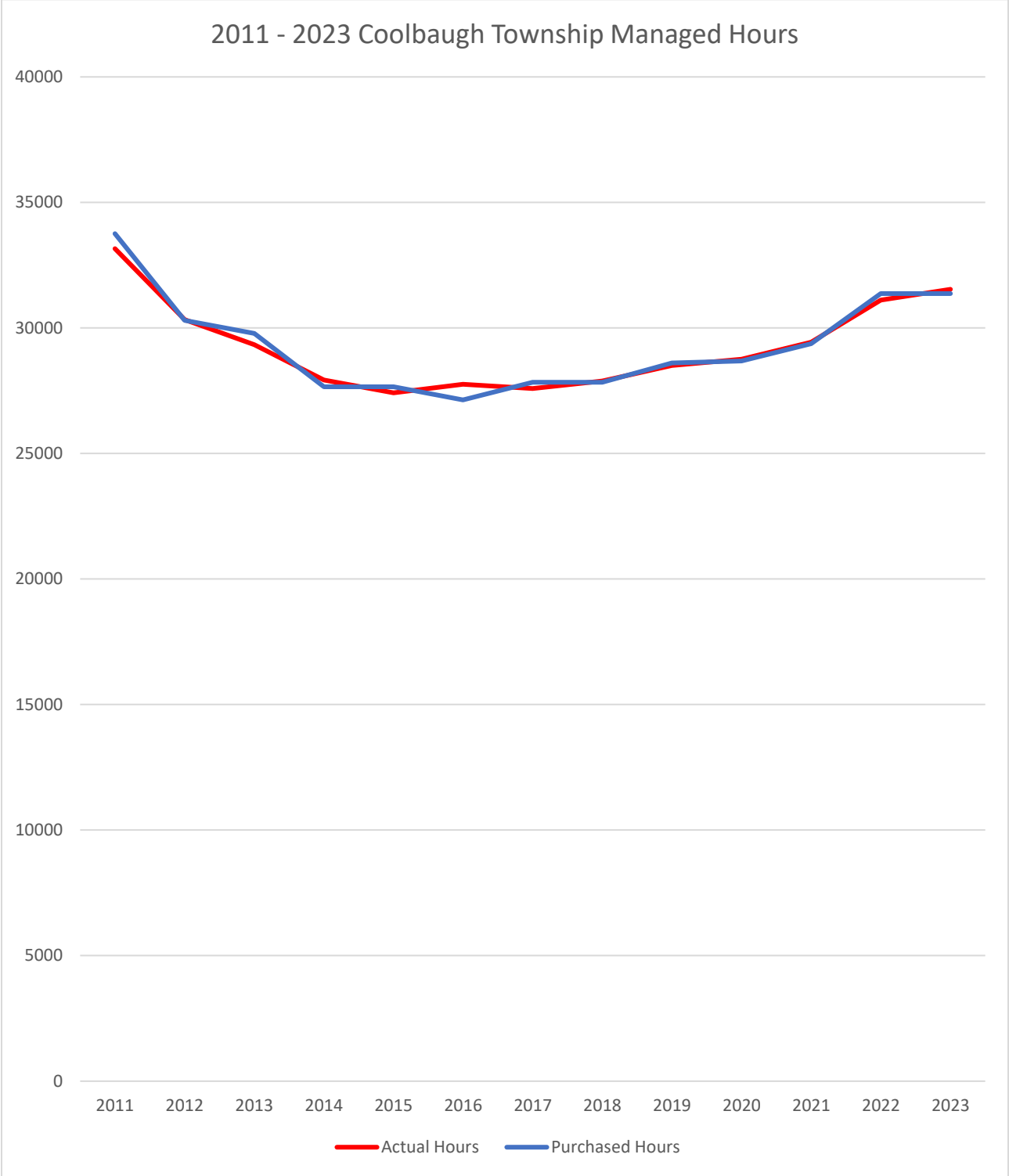
Pocono Mountain Regional Police Purchased Vs. Actual Hours



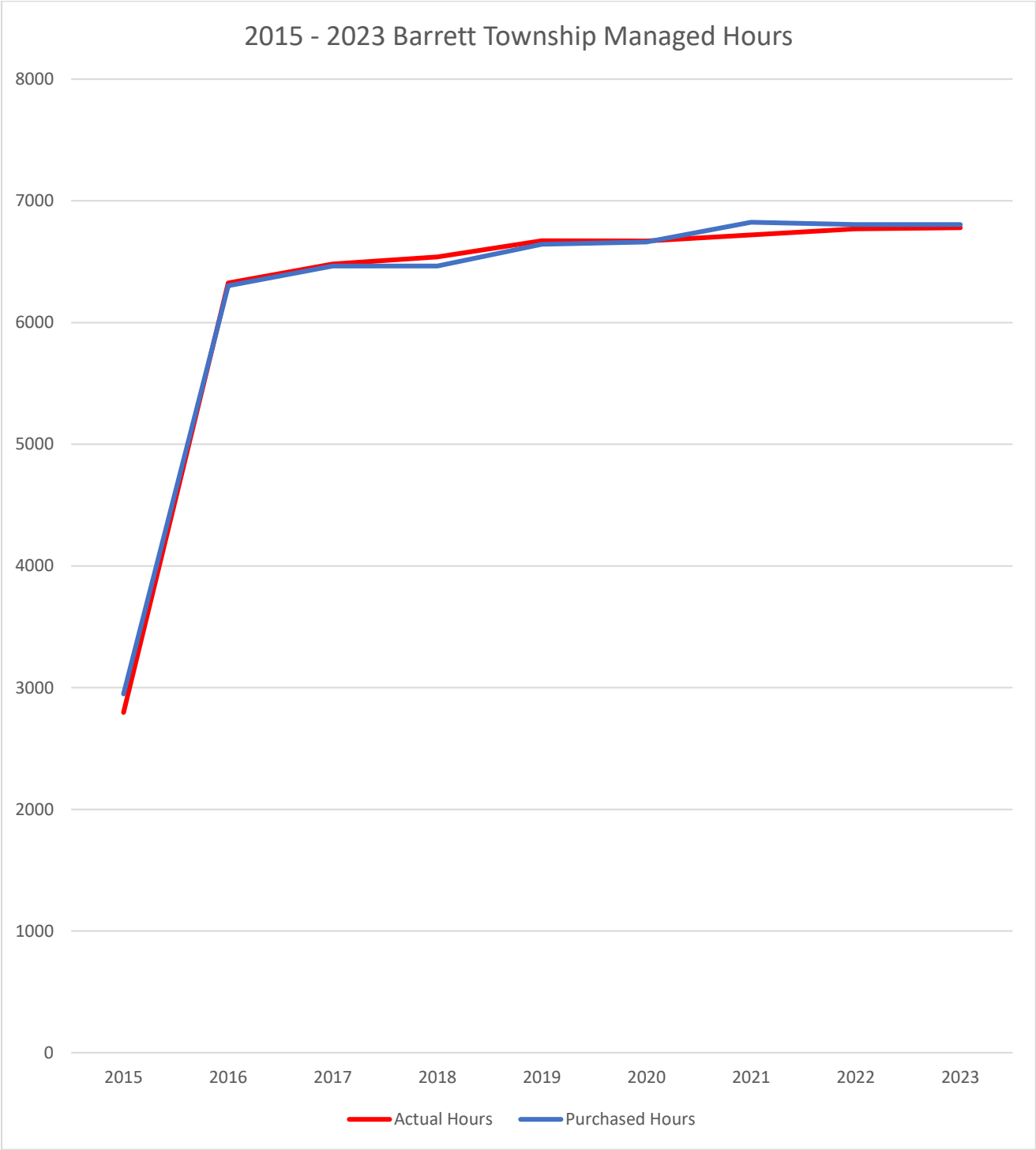
Pocono Mountain Regional Police Purchased Vs. Actual Hours



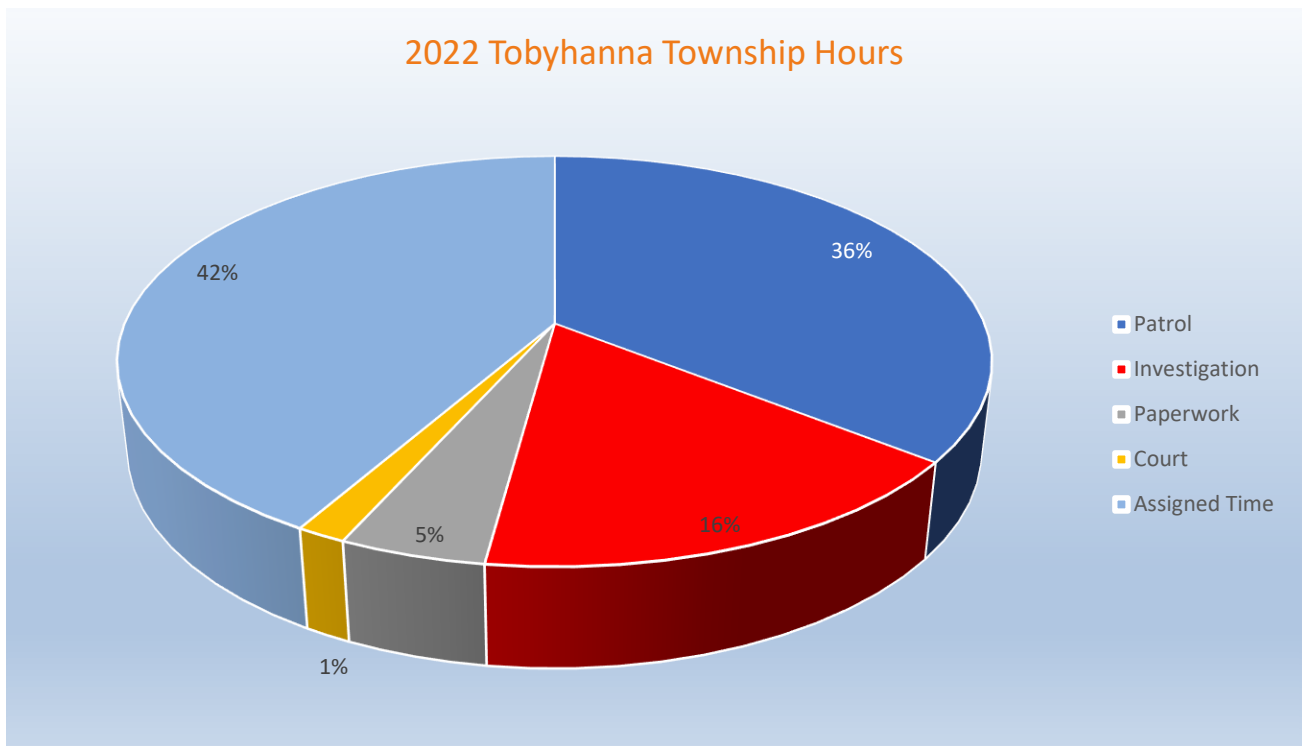
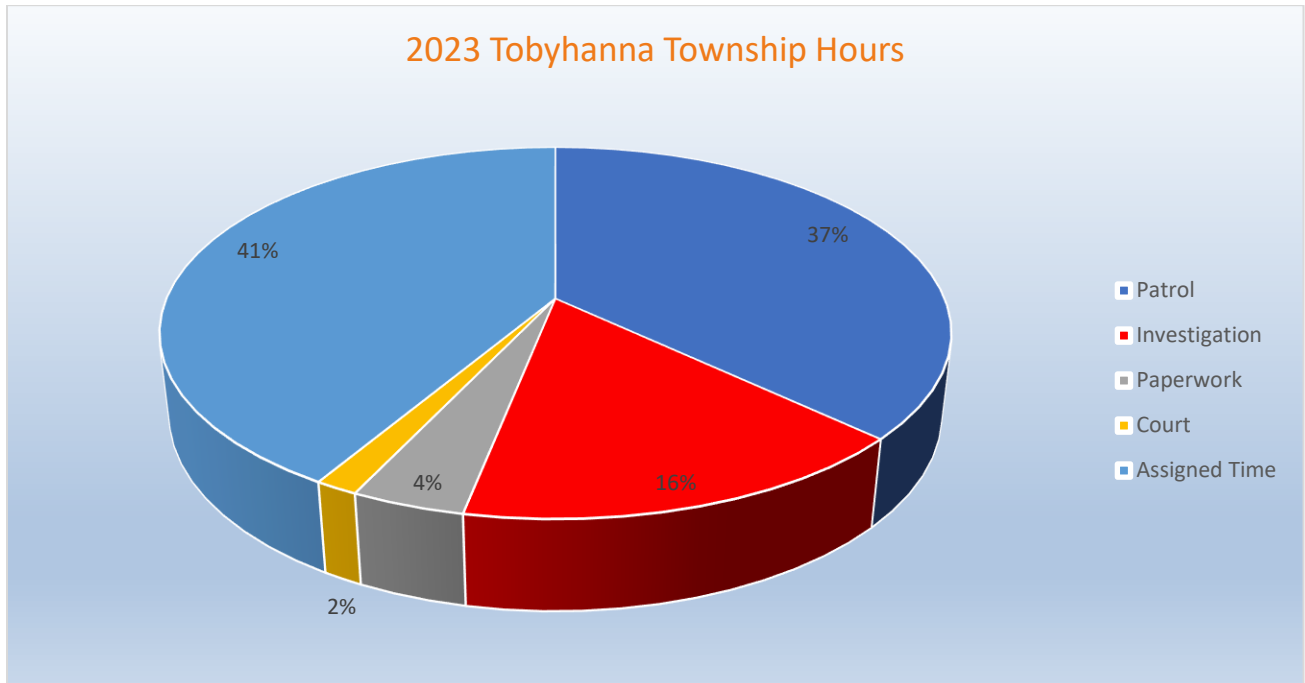
Pocono Mountain Regional Police Purchased Vs. Actual Hours



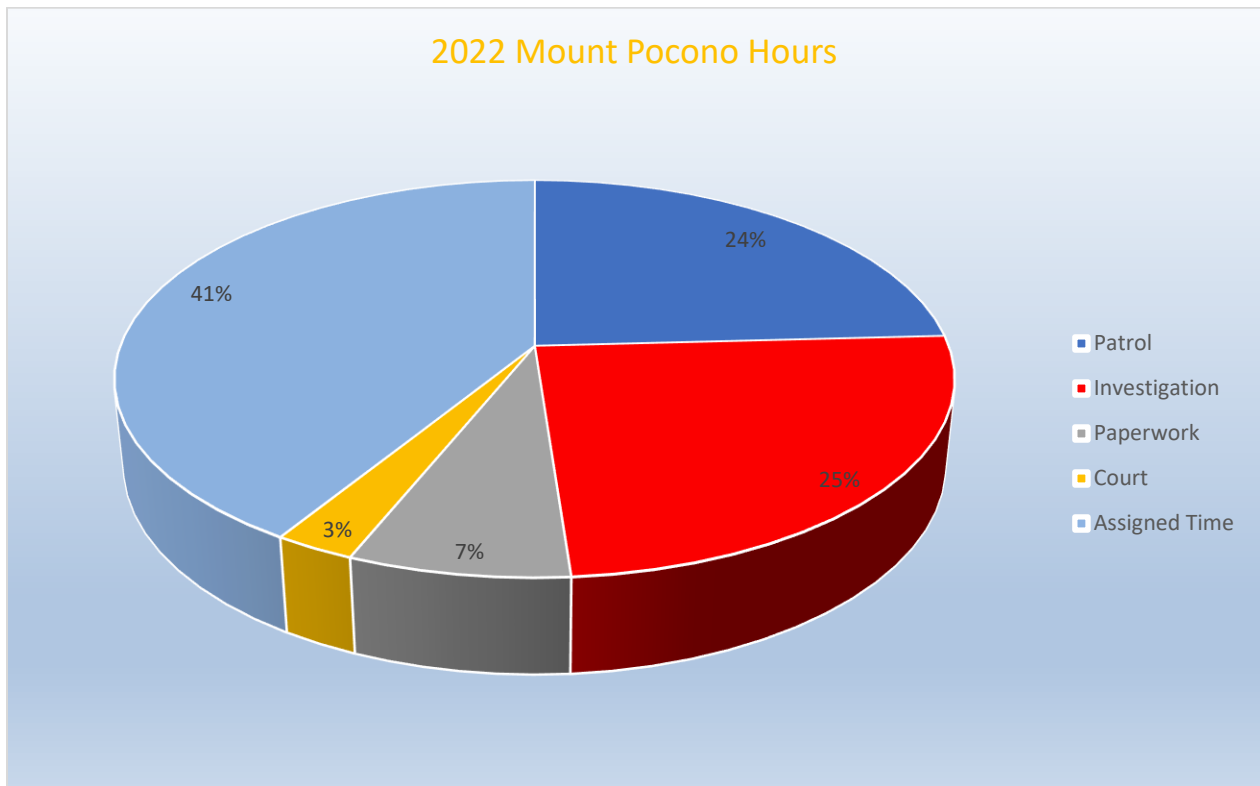
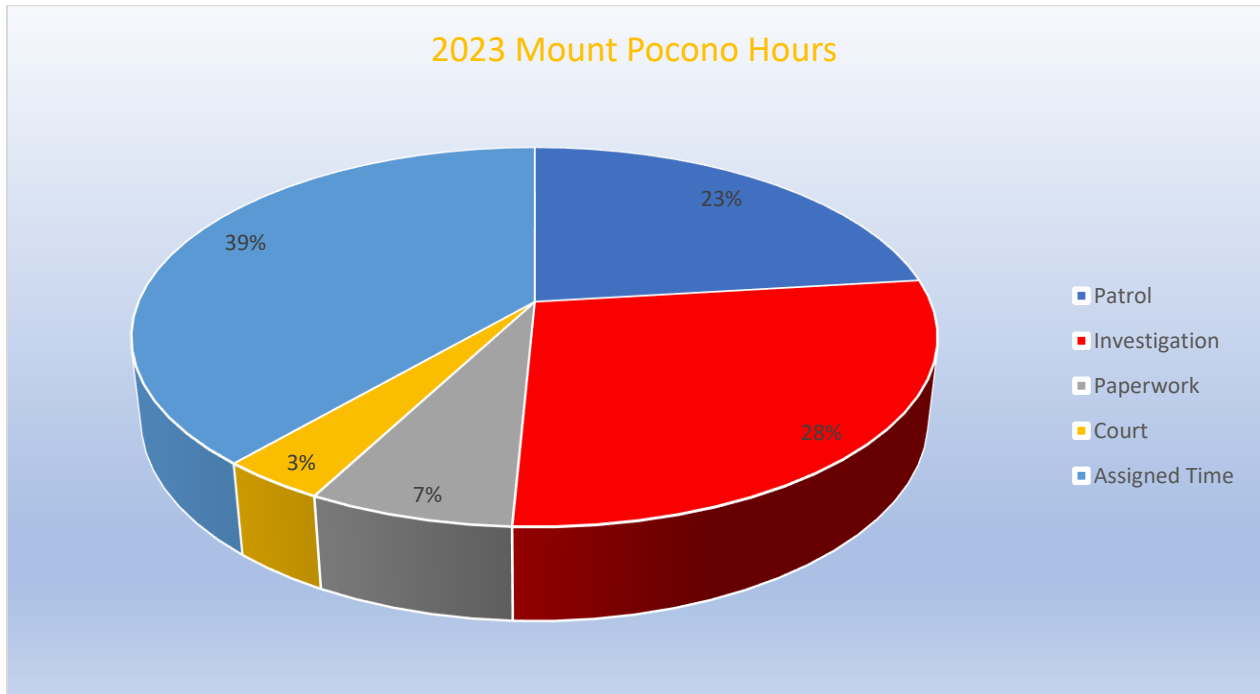
Pocono Mountain Regional Police Purchased Vs. Actual Hours



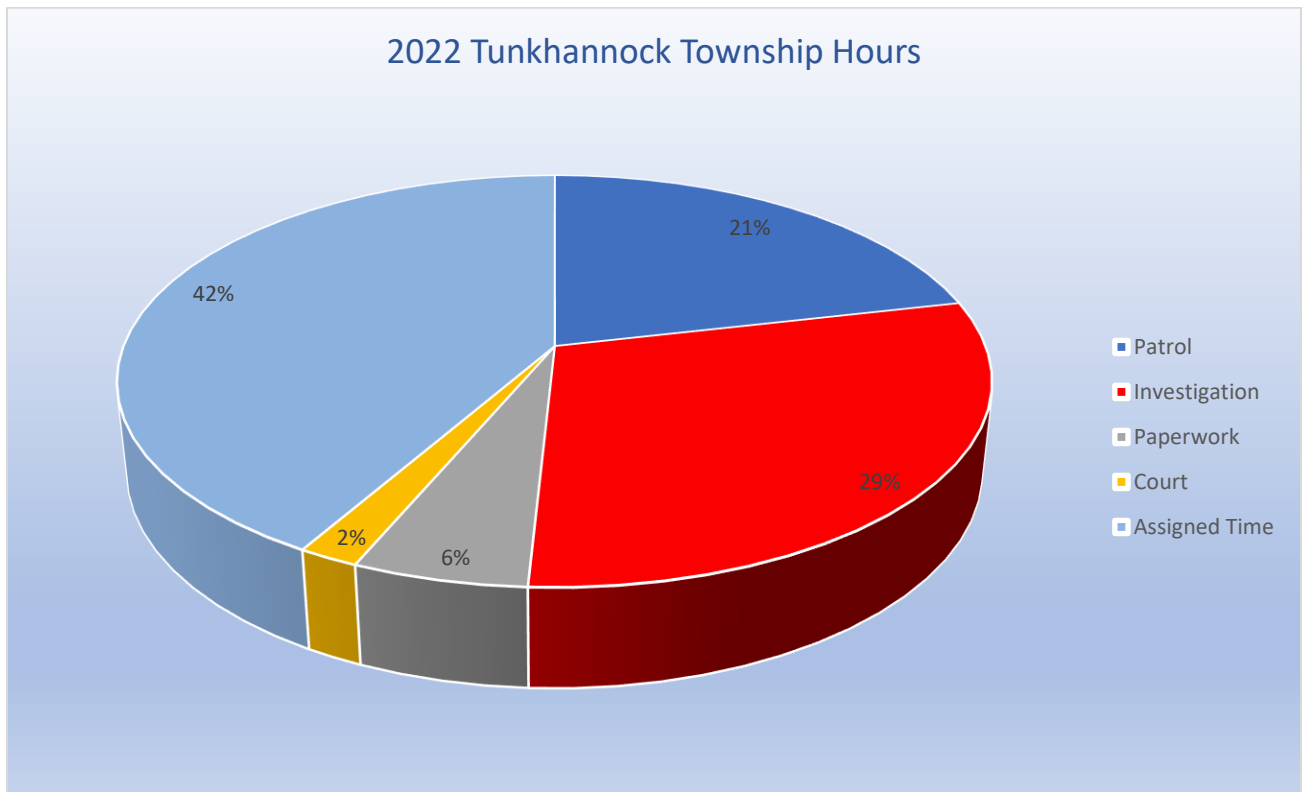
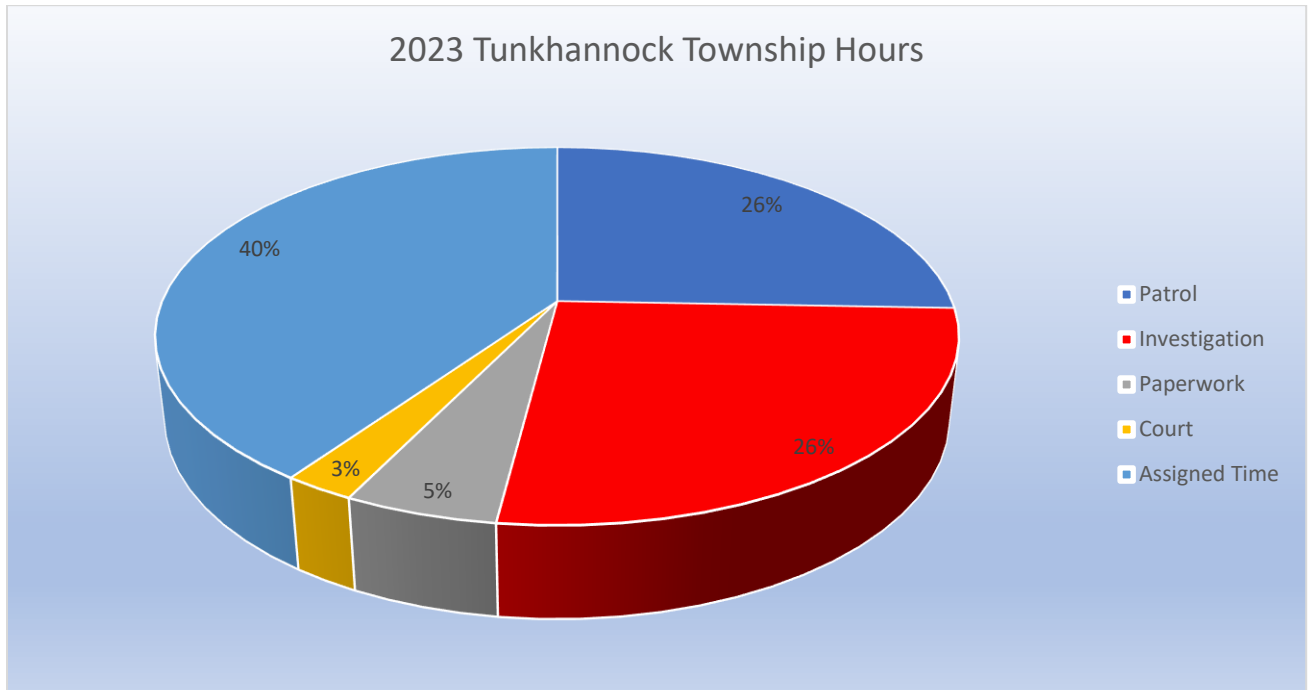
Breakdown of Hours within a Municipality 2023



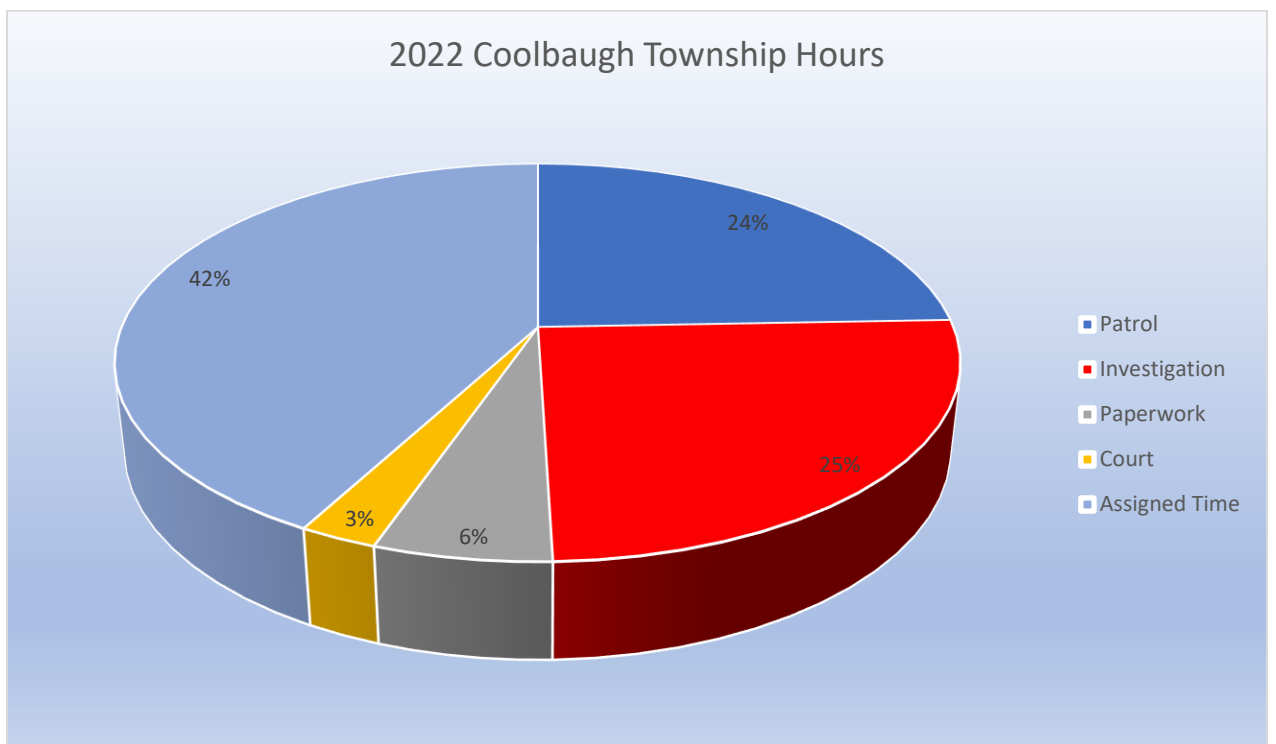
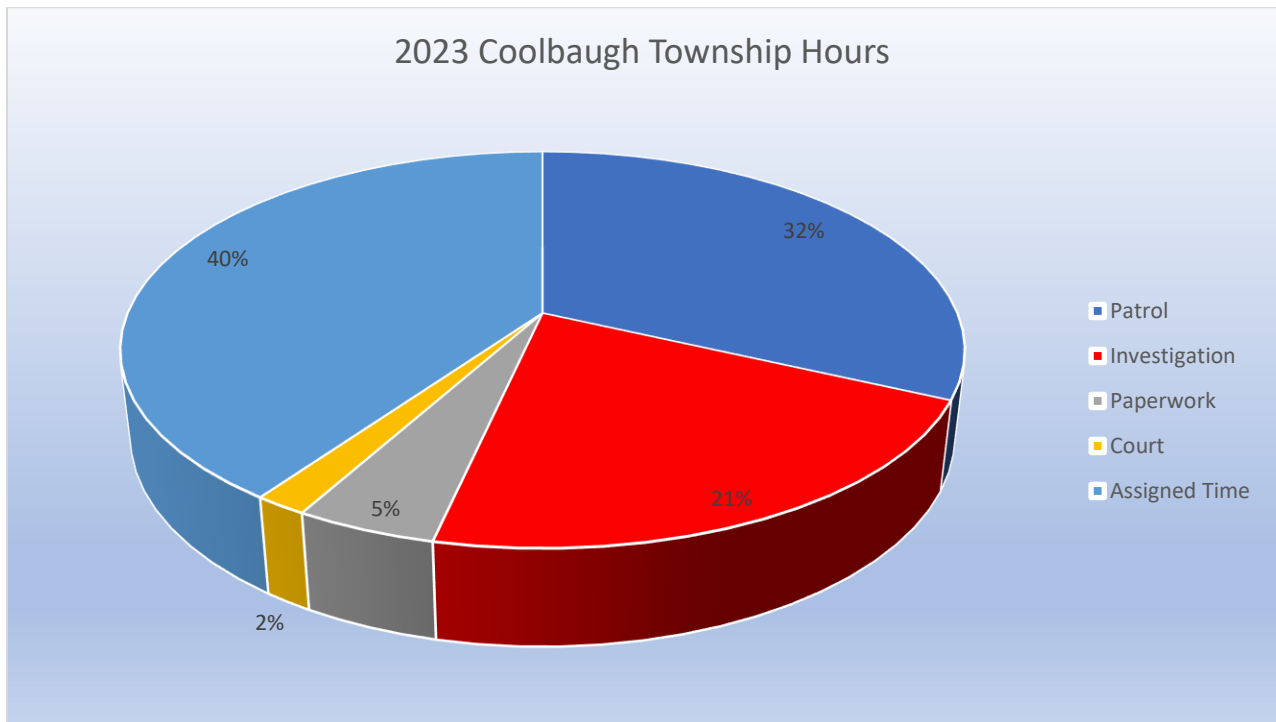
Breakdown of Hours within a Municipality 2023



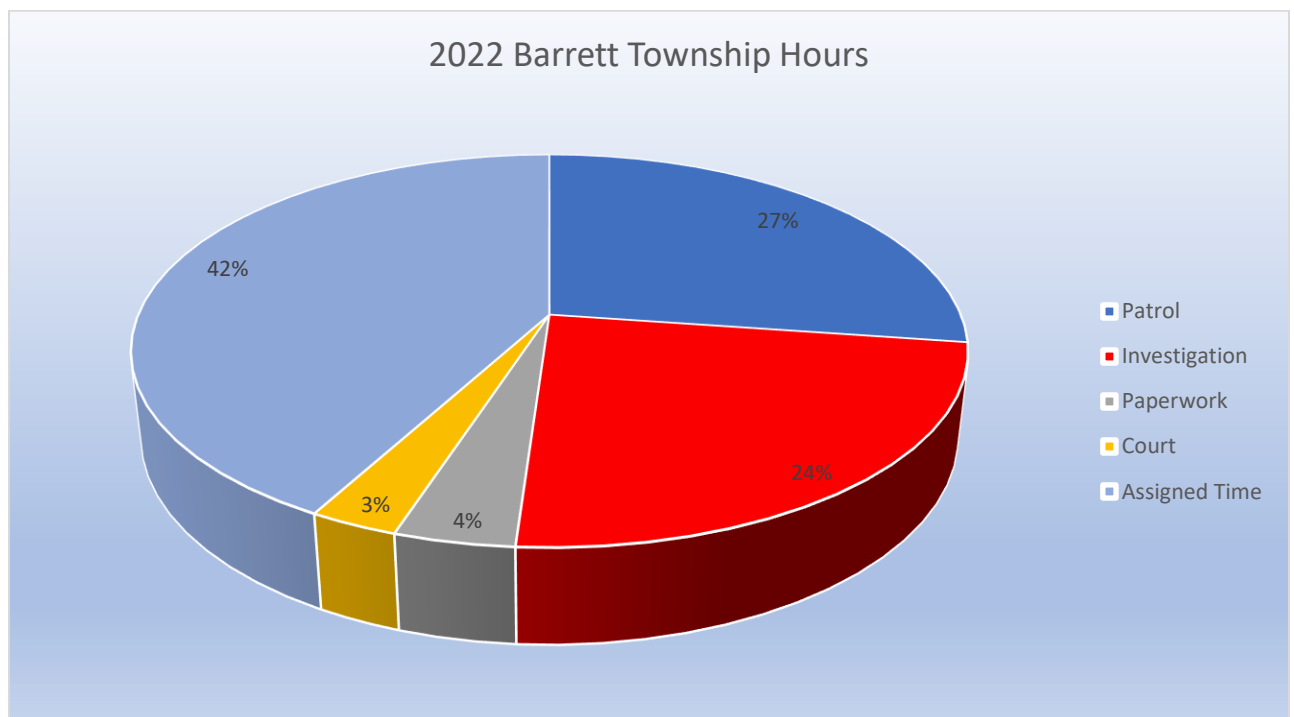
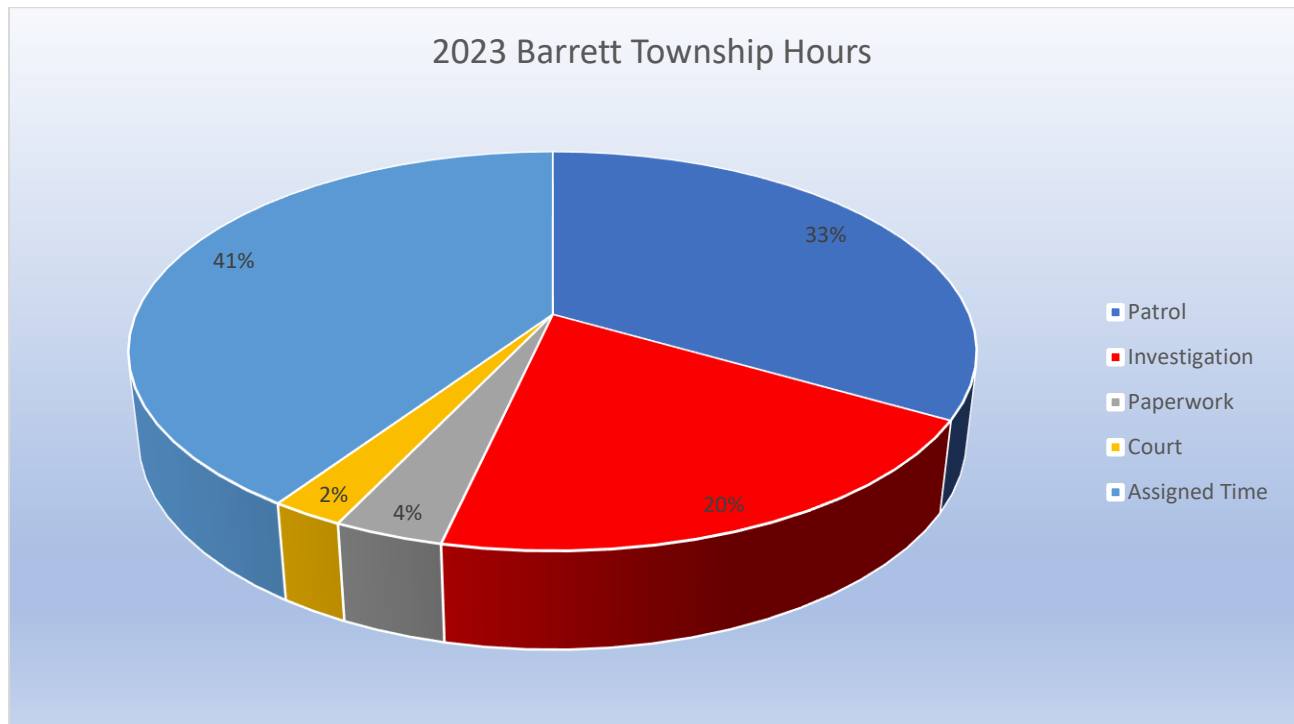
Breakdown of Hours within a Municipality 2023



Breakdown of Hours within a Municipality 2023



Breakdown of Hours within a Municipality 2023



Breakdown of Activity within the Region 2009 - 2023

	2009	%	2010	%	2011	%	2012	%	2013	%	2014	%	2015	%
Complaints Accidents	16299		16028		13950		13802		12824		11916		12507	
Criminal Arrests	1871		1930		1683		1505		1236		1183		1315	
Traffic Arrests	5248		5568		4648		2648		2571		1726		3300	
Traffic Warnings	4845		5651		3982		2550		1605		1135		1797	
Ordinance Arrests	144		236		189		139		219		129		480	
Totals	28407		29413		24452		20644		18455		16040		19399	

	2016	%	2017	%	2018	%	2019	%	2020	%	2021	%
Complaints Accidents	12957		13786		13678		13983	66.68	14339	77.71	15010	73.34
Criminal Arrests	1420		1419		1083		1167	5.56	1014	5.49	1083	5.29
Traffic Arrests	3904		3777		3090		2575	12.27	1343	7.27	2114	10.32
Traffic Warnings	1892		2519		2055		3028	14.43	1633	8.85	2148	10.49
Ordinance Arrests	352		345		189		217	1.03	121	.65	110	.53
Totals	20525		21846		20095		20970		18450		20465	100

	2022	%	2023	%
Complaints Accidents	13792		13222	71
Criminal Arrests	913		977	5
Traffic Arrests	1844		2168	12
Traffic Warnings	1593		2159	11
Ordinance Arrests	76		141	.75
Totals	18218		18667	

Breakdown of Activity within Tobyhanna Twp. 2009 – 2023

Tobyhanna Township	2009	%	2010	%	2011	%	2012	%	2013	%	2014	%	2015	%
Complaints Accidents	4406	27%	4404	27%	3817	27%	3823	28%	3563	28%	2857	24%	2992	24%
Criminal Arrests	535	29%	522	27%	403	24%	307	20%	353	29%	276	23%	285	22%
Traffic Arrests	2054	39%	2018	36%	1901	41%	886	33%	800	31%	478	28%	1440	44%
Traffic Warnings	1995	41%	2138	38%	1737	44%	1145	45%	582	36%	457	40%	889	49%
Ordinance Arrests	47	33%	42	18%	36	19%	37	27%	28	13%	14	11%	117	24%
Totals	9037		9124		7894		6198		5326		4082		5723	

	2016	%		2017	%		2018	%		2019	%
Complaints Accidents	2853	22%	Complaints Accidents	3289	24%	Complaints Accidents	3317	24%	Complaints Accidents	3559	63.75
Criminal Arrests	333	23%	Criminal Arrests	330	23%	Criminal Arrests	280	25%	Criminal Arrests	327	5.85
Traffic Arrests	1186	30%	Traffic Arrests	1131	30%	Traffic Arrests	859	27%	Traffic Arrests	709	12.70
Traffic Warnings	709	37%	Traffic Warnings	938	37%	Traffic Warnings	639	31%	Traffic Warnings	956	17.12
Ordinance Arrests	58	16%	Ordinance Arrests	40	12%	Ordinance Arrests	25	13%	Ordinance Arrests	31	.005
Totals	5139	25%	Totals	5728	26%	Totals	5120	25%	Totals	5582	

	2020	%	2021	%	2022	%	2023	%
Complaints Accidents	3791	76.21	3951	69.83	3441		3228	70
Criminal Arrests	284	5.70	303	5.35	226		233	5
Traffic Arrests	373	7.49	707	12.49	439		547	12
Traffic Warnings	507	10.19	676	11.94	440		594	13
Ordinance Arrests	19	.38	21	.37	8		12	.25
Totals	4974		5658	100	4554		4614	

Breakdown of Activity within Mount Pocono 2009 - 2023

Mount Pocono Borough	2009	%	2010	%	2011	%	2012	%	2013	%	2014	%	2015	%
Complaints Accidents	2561	16%	2594	16%	2320	17%	2360	17%	2188	17%	2092	18%	2062	16%
Criminal Arrests	392	21%	492	25%	381	23%	365	24%	348	28%	311	26%	369	28%
Traffic Arrests	1212	23%	1158	21%	1026	22%	544	21%	632	25%	571	33%	732	22%
Traffic Warnings	887	18%	1157	20%	860	22%	409	16%	384	24%	296	26%	294	16%
Ordinance Arrests	37	26%	85	36%	90	48%	43	31%	130	59%	65	50%	290	60%
Totals	5089		5486		4677		3721		3682		3335		3747	

	2016	%		2017	%		2018	%		2019	%
Complaints Accidents	2119	16%	Complaints Accidents	2303	17%	Complaints Accidents	2186	15%	Complaints Accidents	2359	57.21
Criminal Arrests	341	24%	Criminal Arrests	381	27%	Criminal Arrests	257	23%	Criminal Arrests	267	6.47
Traffic Arrests	945	24%	Traffic Arrests	897	24%	Traffic Arrests	910	29%	Traffic Arrests	676	16.39
Traffic Warnings	422	22%	Traffic Warnings	521	21%	Traffic Warnings	541	26%	Traffic Warnings	697	16.90
Ordinance Arrests	215	61%	Ordinance Arrests	175	51%	Ordinance Arrests	89	47%	Ordinance Arrests	124	3.00
Totals	4042	20%	Totals	4277	20%	Totals	3983	19%	Totals	4123	

	2020	%	2021	%	2022	%	2023	%
Complaints Accidents	2153	67.15	2264	63.64	2287		2186	54
Criminal Arrests	231	7.20	262	7.36	238		315	8
Traffic Arrests	332	10.35	484	13.60	689		761	19
Traffic Warnings	419	13.06	490	13.77	568		665	17
Ordinance Arrests	71	2.21	57	1.60	36		100	2
Totals	3206		3557	100	3818		4027	

Breakdown of Activity within Tunkhannock Twp. 2009 - 2023

Tunkhannock Township	2009	%	2010	%	2011	%	2012	%	2013	%	2014	%	2015	%
Complaints Accidents	2279	14%	2187	14%	1819	13%	1918	14%	1749	14%	1574	13%	1678	13%
Criminal Arrests	256	14%	232	12%	203	12%	204	14%	138	11%	141	12%	202	15%
Traffic Arrests	467	9%	892	16%	507	11%	340	13%	399	16%	131	8%	143	4%
Traffic Warnings	358	7%	485	9%	326	8%	291	11%	224	14%	98	9%	86	5%
Ordinance Arrests	13	9%	4	2%	5	3%	11	8%	1	0%	1	1%	3	1%
Totals	3373		3800		2860		2764		2511		1945		2112	

	2016	%		2017	%		2018	%		2019	%
Complaints Accidents	1588	12%	Complaints Accidents	1714	12%	Complaints Accidents	1646	12%	Complaints Accidents	1692	72.55
Criminal Arrests	151	11%	Criminal Arrests	133	9%	Criminal Arrests	102	9%	Criminal Arrests	104	4.45
Traffic Arrests	326	8%	Traffic Arrests	425	11%	Traffic Arrests	271	8%	Traffic Arrests	262	11.23
Traffic Warnings	103	5%	Traffic Warnings	235	9%	Traffic Warnings	185	9%	Traffic Warnings	270	11.57
Ordinance Arrests	4	.11%	Ordinance Arrests	8	2%	Ordinance Arrests	1	0%	Ordinance Arrests	4	.17
Totals	2172	11%	Totals	2515	12%	Totals	2205	10%	Totals	2332	

	2020	%	2021	%	2022	%	2023	%
Complaints Accidents	1544	82.43	1821	76.54	1831		1848	84
Criminal Arrests	96	5.12	79	3.32	104		89	4
Traffic Arrests	105	5.60	176	7.39	115		111	5
Traffic Warnings	125	6.67	203	8.53	100		135	6
Ordinance Arrests	3	.16	0	0	2		2	0
Totals	1873		2279	100	2152		2185	

Breakdown of Activity within Coolbaugh Twp. 2009 - 2023

Coolbaugh Township	2009	%	2010	%	2011	%	2012	%	2013	%	2014	%	2015	%
Complaints Accidents	7053	43%	6843	43%	5994	43%	5701	41%	5324	42%	5344	45%	5216	42%
Criminal Arrests	688	36%	684	35%	696	41%	629	42%	397	32%	455	38%	424	32%
Traffic Arrests	1515	29%	1500	27%	1214	26%	878	33%	740	29%	546	32%	877	27%
Traffic Warnings	1605	34%	1871	33%	1059	27%	705	28%	415	26%	284	25%	490	27%
Ordinance Arrests	47	32%	105	44%	58	31%	48	35%	60	27%	49	38%	70	15%
Totals	10908		11003		9021		7961		6936		6678		7077	

	2016	%		2017	%		2018	%		2019	%
Complaints Accidents	5278	41%	Complaints Accidents	5360	39%	Complaints Accidents	5499	40%	Complaints Accidents	5350	71.35
Criminal Arrests	459	32%	Criminal Arrests	496	35%	Criminal Arrests	395	36%	Criminal Arrests	422	5.62
Traffic Arrests	1172	30%	Traffic Arrests	1119	30%	Traffic Arrests	892	28%	Traffic Arrests	778	10.37
Traffic Warnings	545	29%	Traffic Warnings	650	26%	Traffic Warnings	512	24%	Traffic Warnings	890	11.98
Ordinance Arrests	74	21%	Ordinance Arrests	122	35%	Ordinance Arrests	73	38%	Ordinance Arrests	58	.77
Totals	7528	37%	Totals	7747	35%	Totals	7371	36%	Totals	7498	

	2020	%	2021	%	2022	%	2023	%
Complaints Accidents	5715	81.32	5859	77.06	5187		4952	75
Criminal Arrests	338	4.81	392	5.15	279		307	5
Traffic Arrests	466	6.63	658	8.65	539		663	10
Traffic Warnings	480	6.83	662	8.70	435		679	10
Ordinance Arrests	28	.39	32	.42	29		22	0
Totals	7027		7603	100	6469		6623	

Breakdown of Activity within Barrett Township

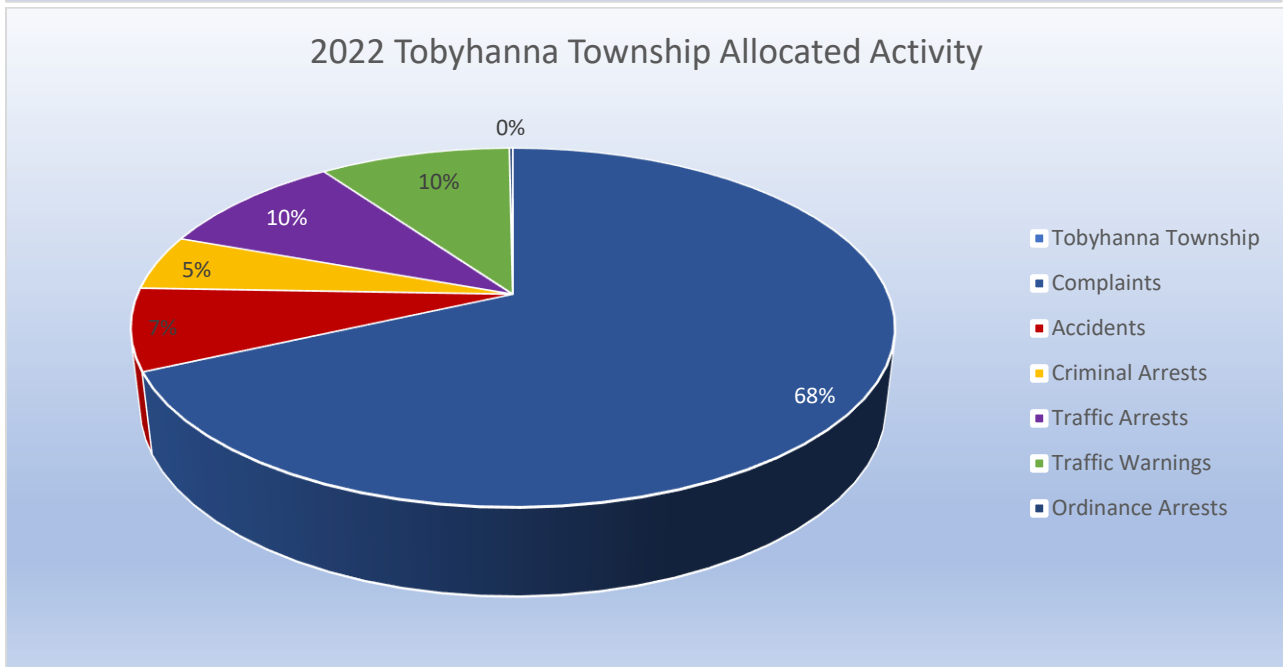
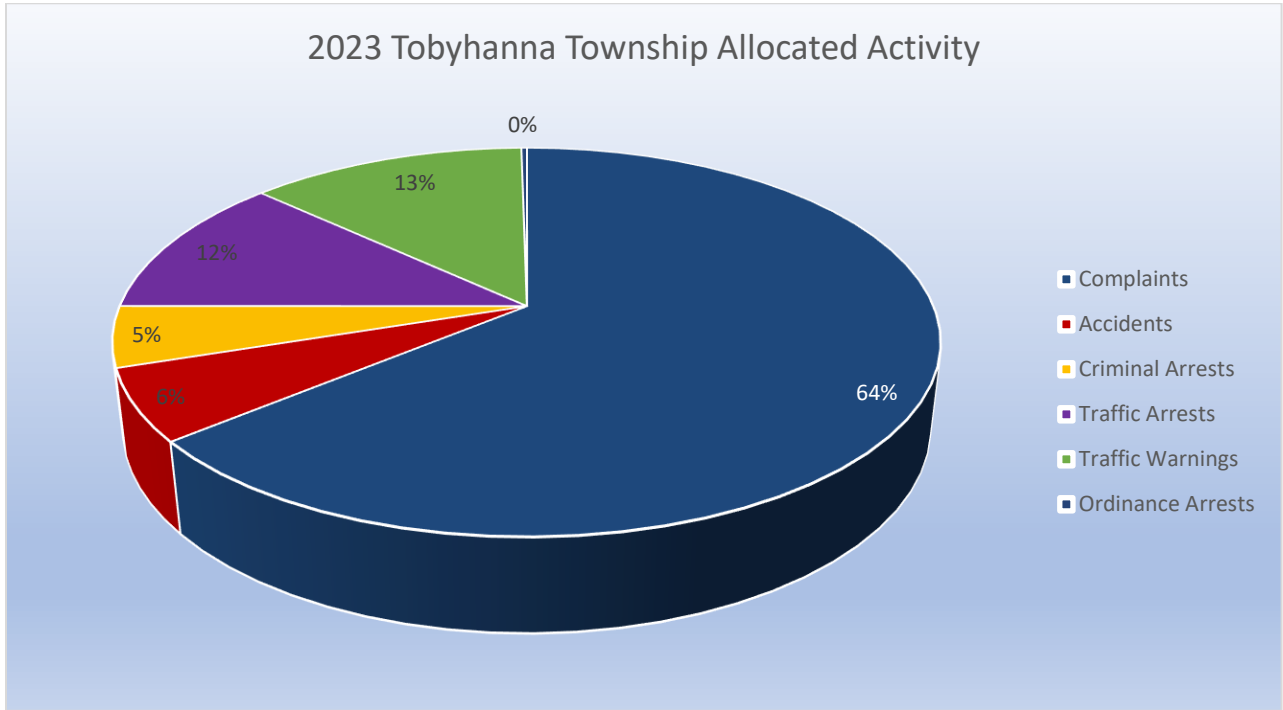
2015 - 2023

Barrett Township	2009	%	2010	%	2011	%	2012	%	2013	%	2014	%	2015	%
Complaints Accidents													510	4%
Criminal Arrests													35	3%
Traffic Arrests													108	3%
Traffic Warnings													38	2%
Ordinance Arrests													0	0
Totals													691	

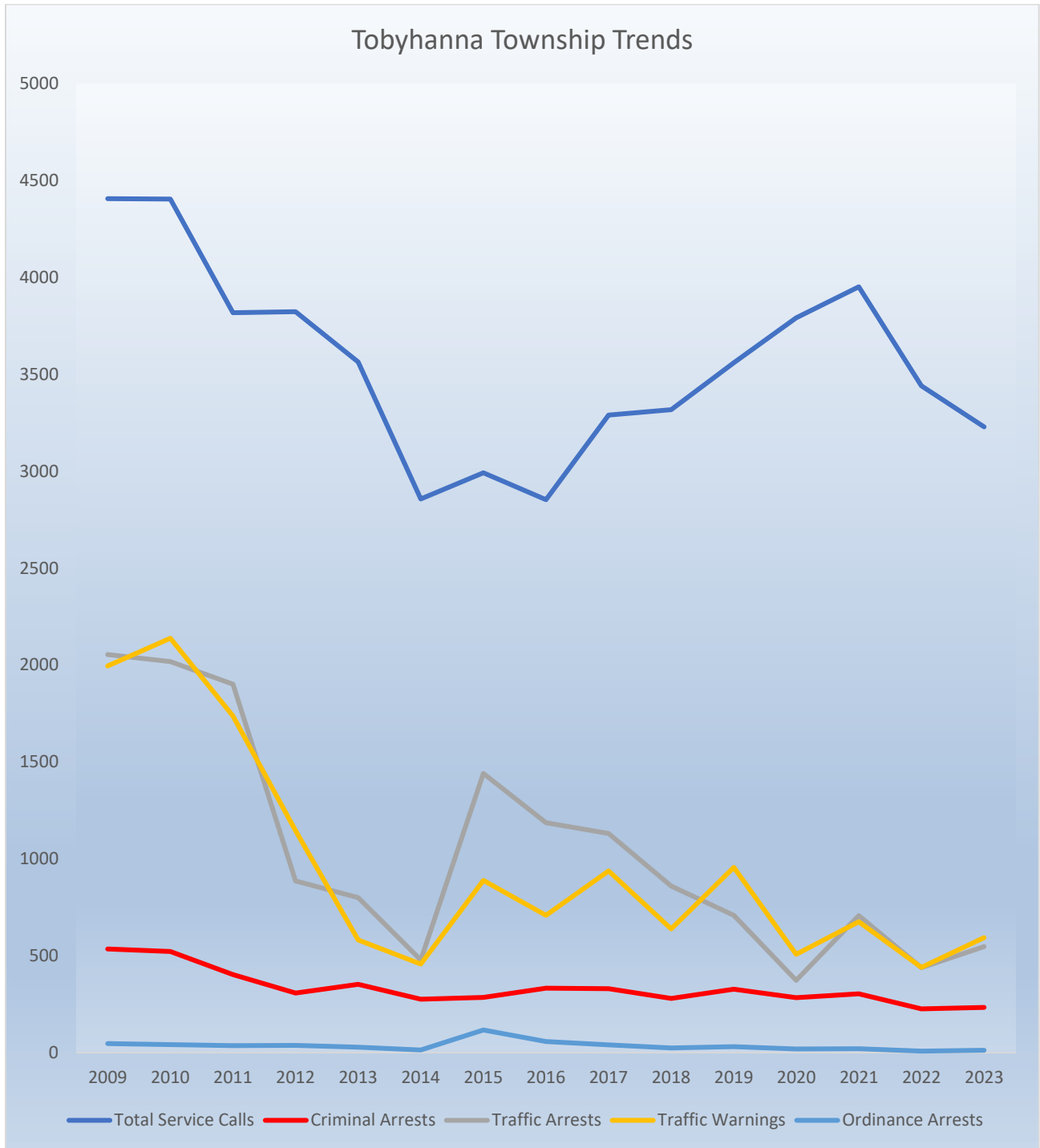
	2016	%		2017	%		2018	%		2019	%
Complaints Accidents	1086	8%	Complaints Accidents	1082	8%	Complaints Accidents	987	7%	Complaints Accidents	976	71.34
Criminal Arrests	132	9%	Criminal Arrests	78	5%	Criminal Arrests	45	4%	Criminal Arrests	44	3.21
Traffic Arrests	275	7%	Traffic Arrests	203	5%	Traffic Arrests	158	5%	Traffic Arrests	141	10.30
Traffic Warnings	113	6%	Traffic Warnings	173	7%	Traffic Warnings	172	8%	Traffic Warnings	207	15.13
Ordinance Arrests	1	.28%	Ordinance Arrests	0	0%	Ordinance Arrests	1	0%	Ordinance Arrests	0	0
Totals	1607	8%	Totals	1536	7%	Totals	1363	6%	Totals	1368	

	2020	%	2021	%	2022	%	2023	%
Complaints Accidents	1104	83.00	1086	81.40	1015		975	83
Criminal Arrests	62	4.66	47	3.52	66		33	3
Traffic Arrests	67	5.03	87	5.02	58		78	7
Traffic Warnings	97	7.29	114	8.54	45		83	7
Ordinance Arrests	0	0.00	0	0	0		1	0
Totals	1330		1334	100	1184		1170	

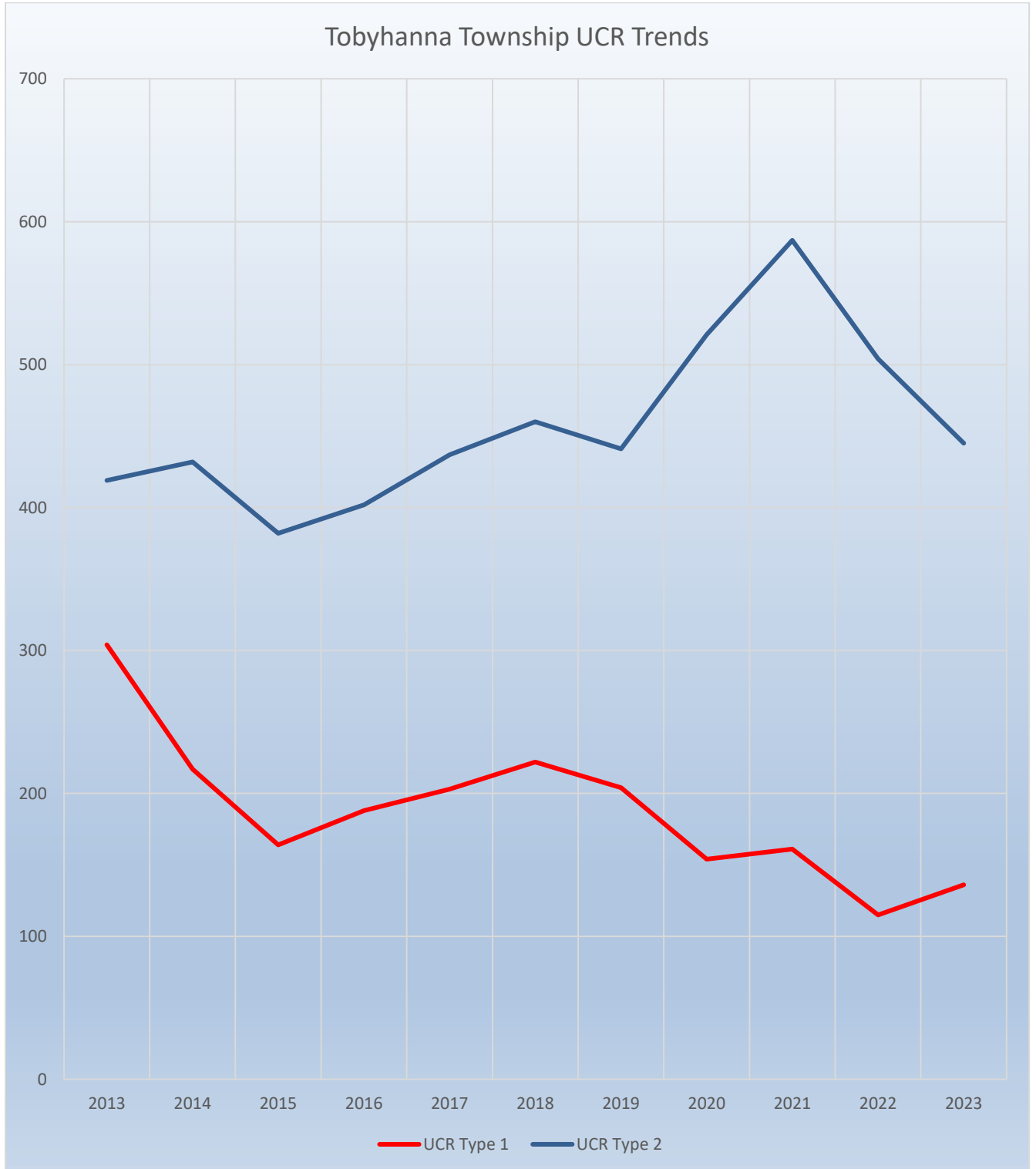
Allocated Time and Trends 2023



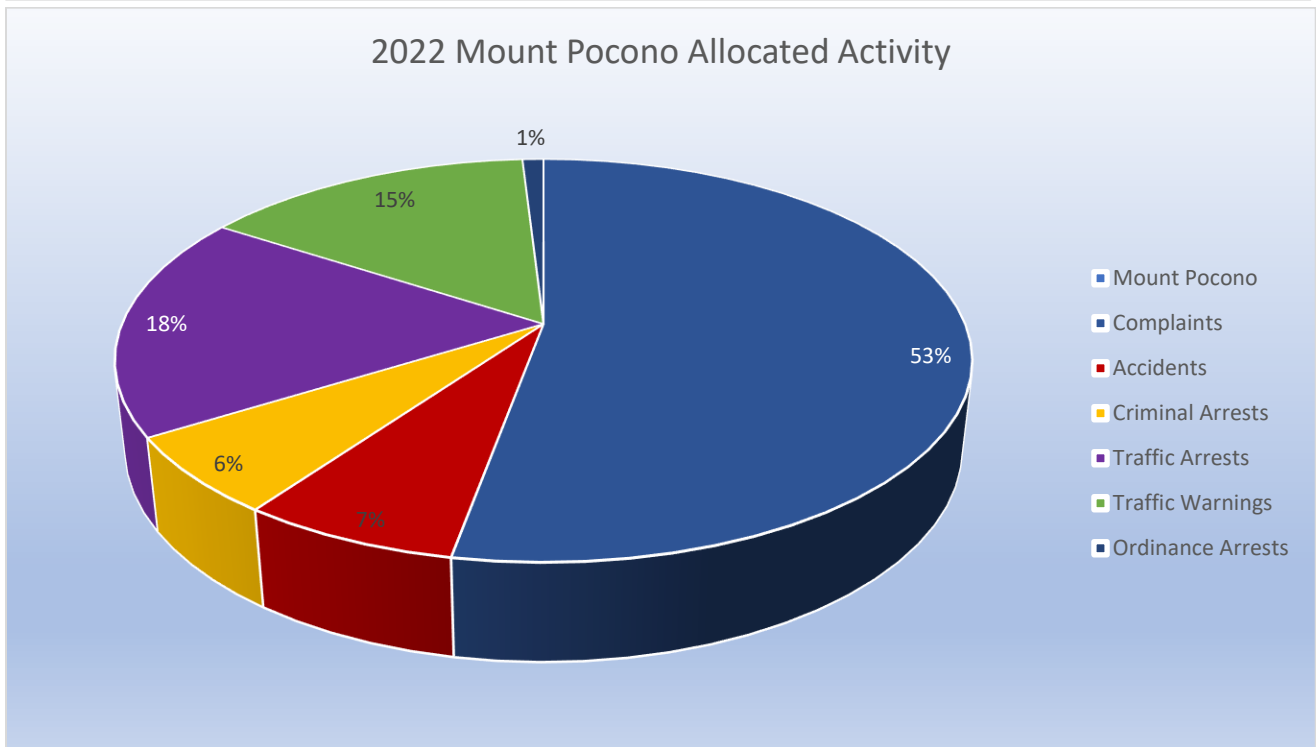
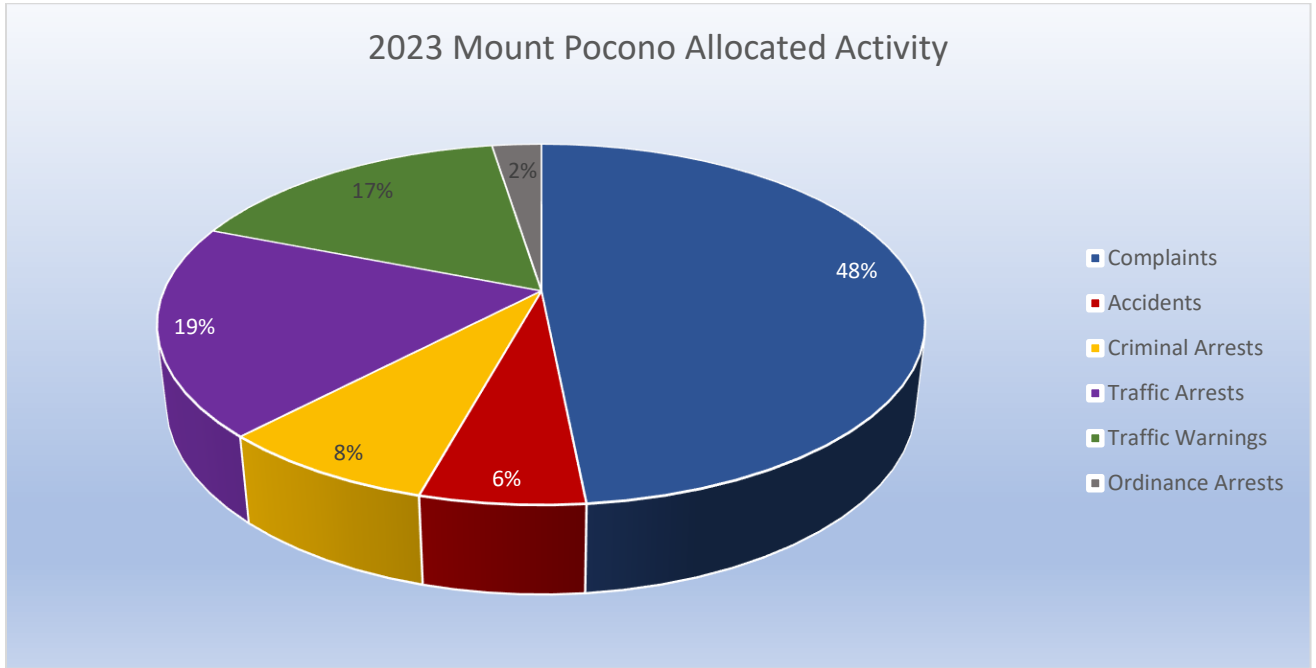
Allocated Time and Trends 2023



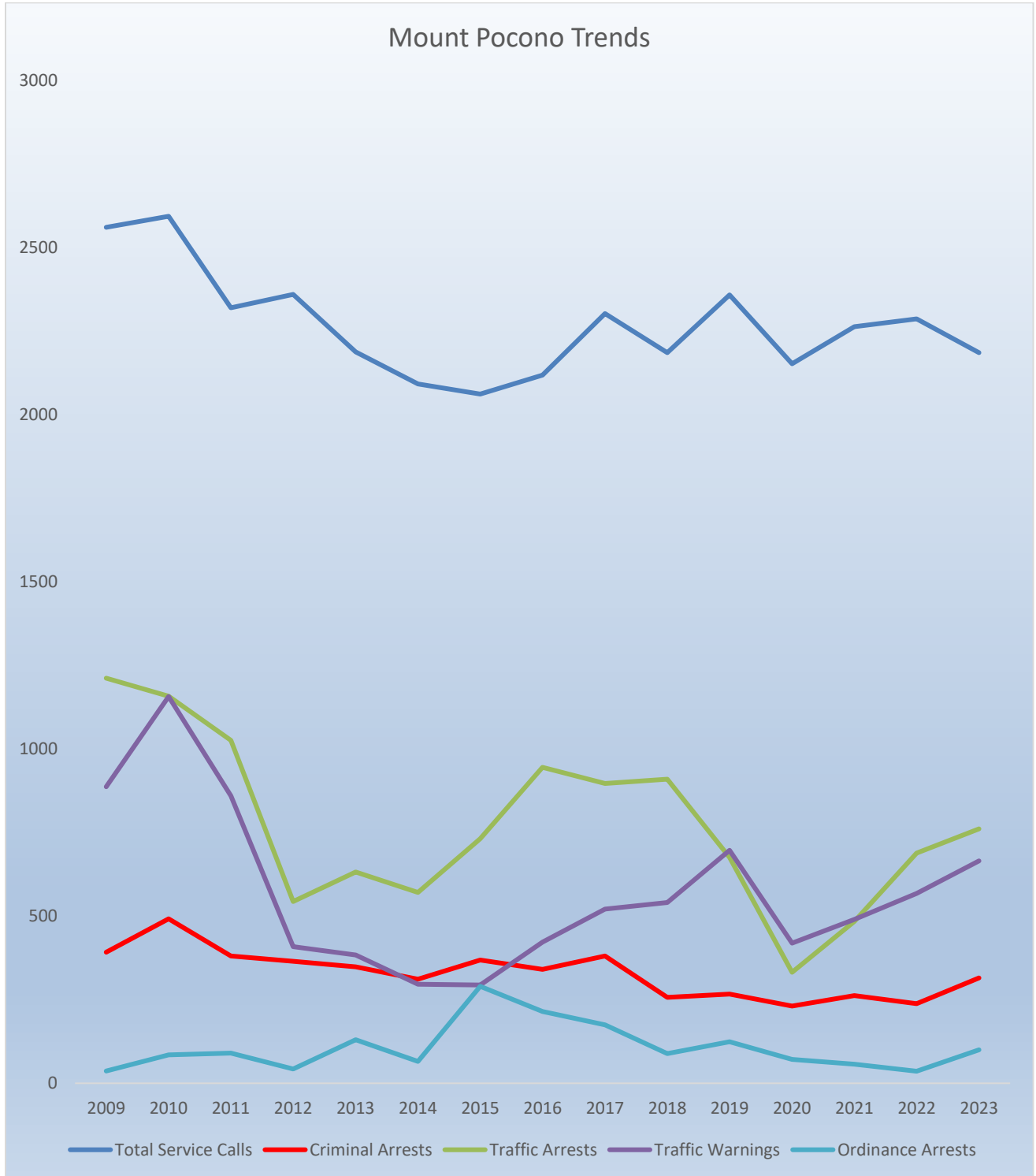
Allocated Time and Trends 2023



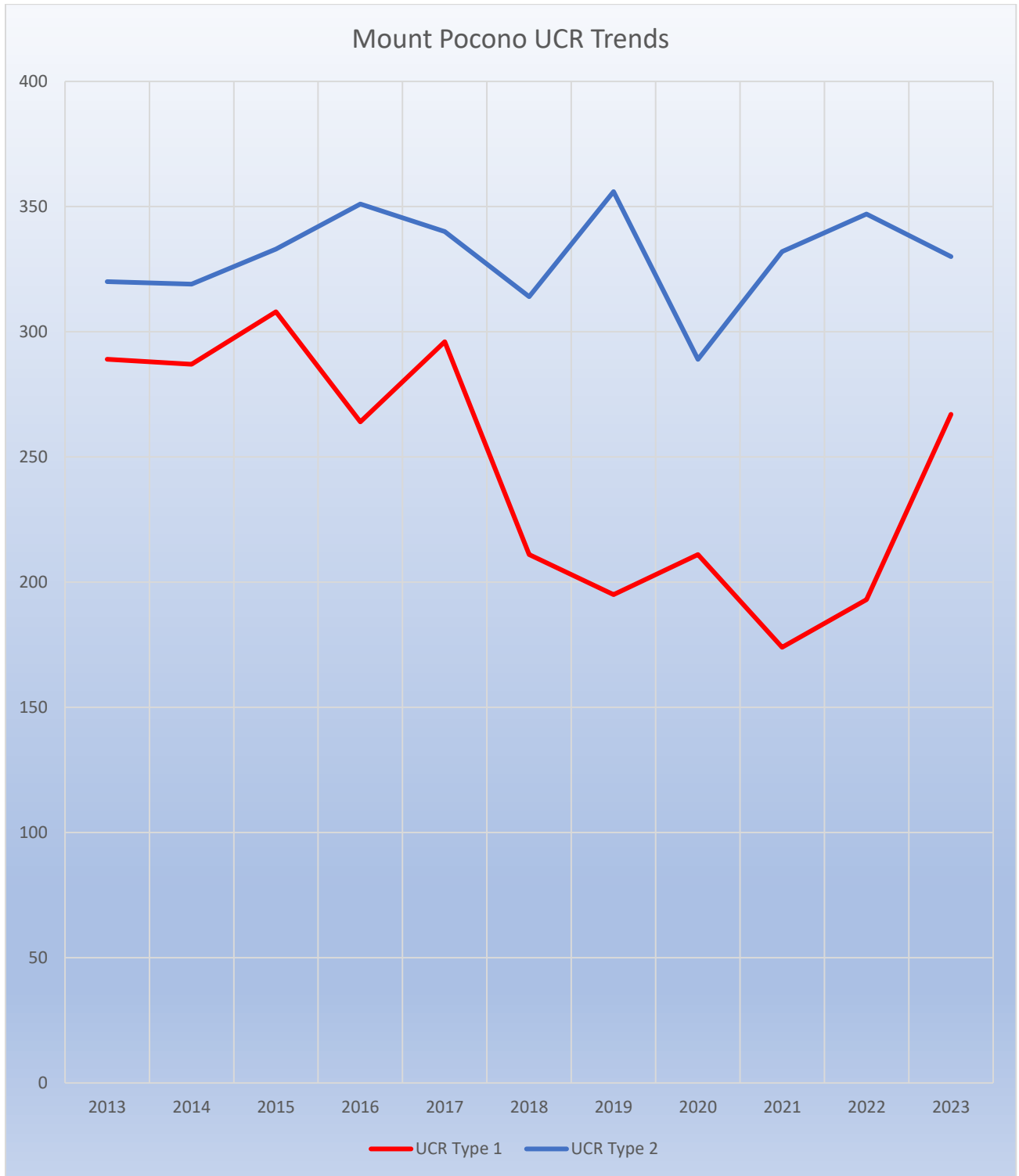
Allocated Time and Trends 2023



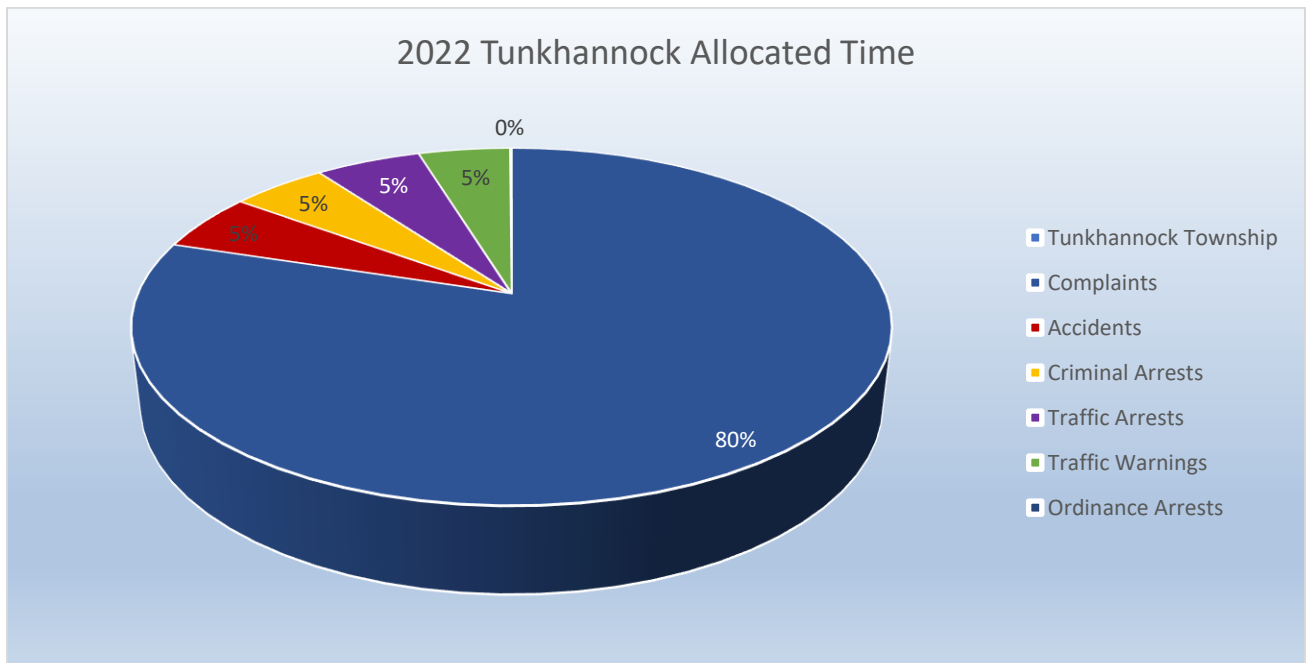
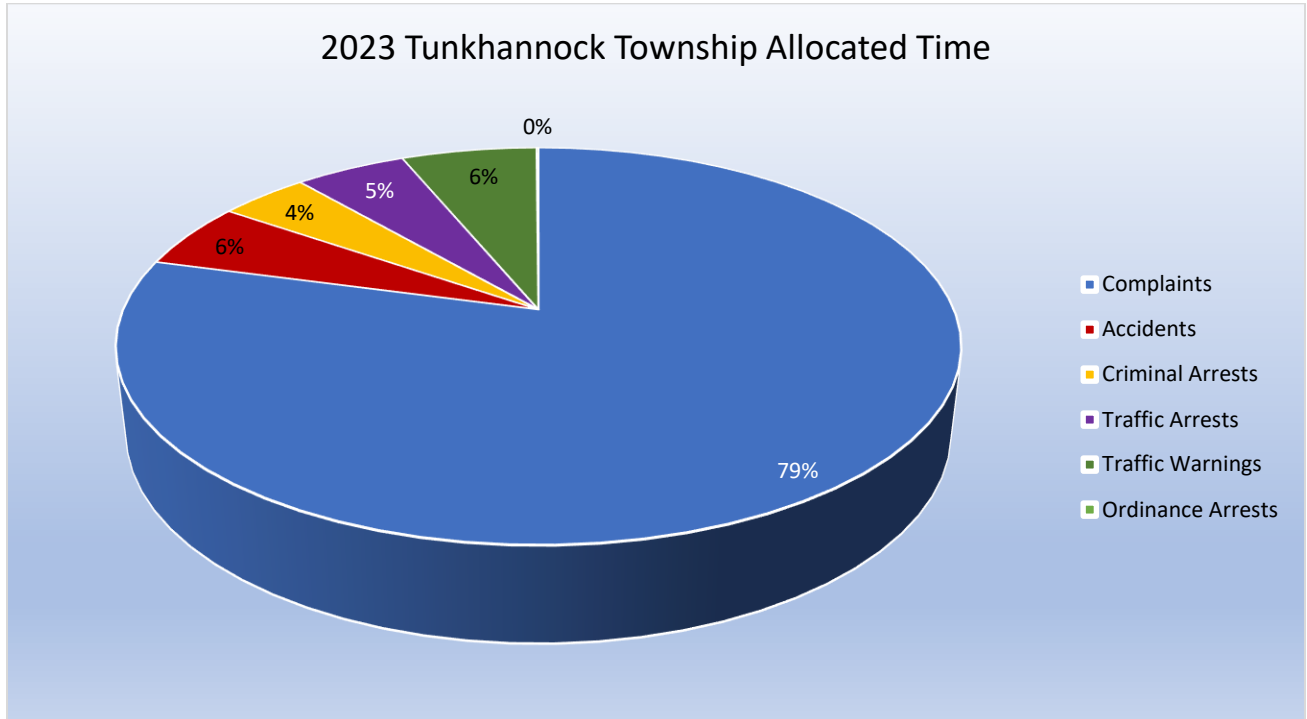
Allocated Time and Trends 2023



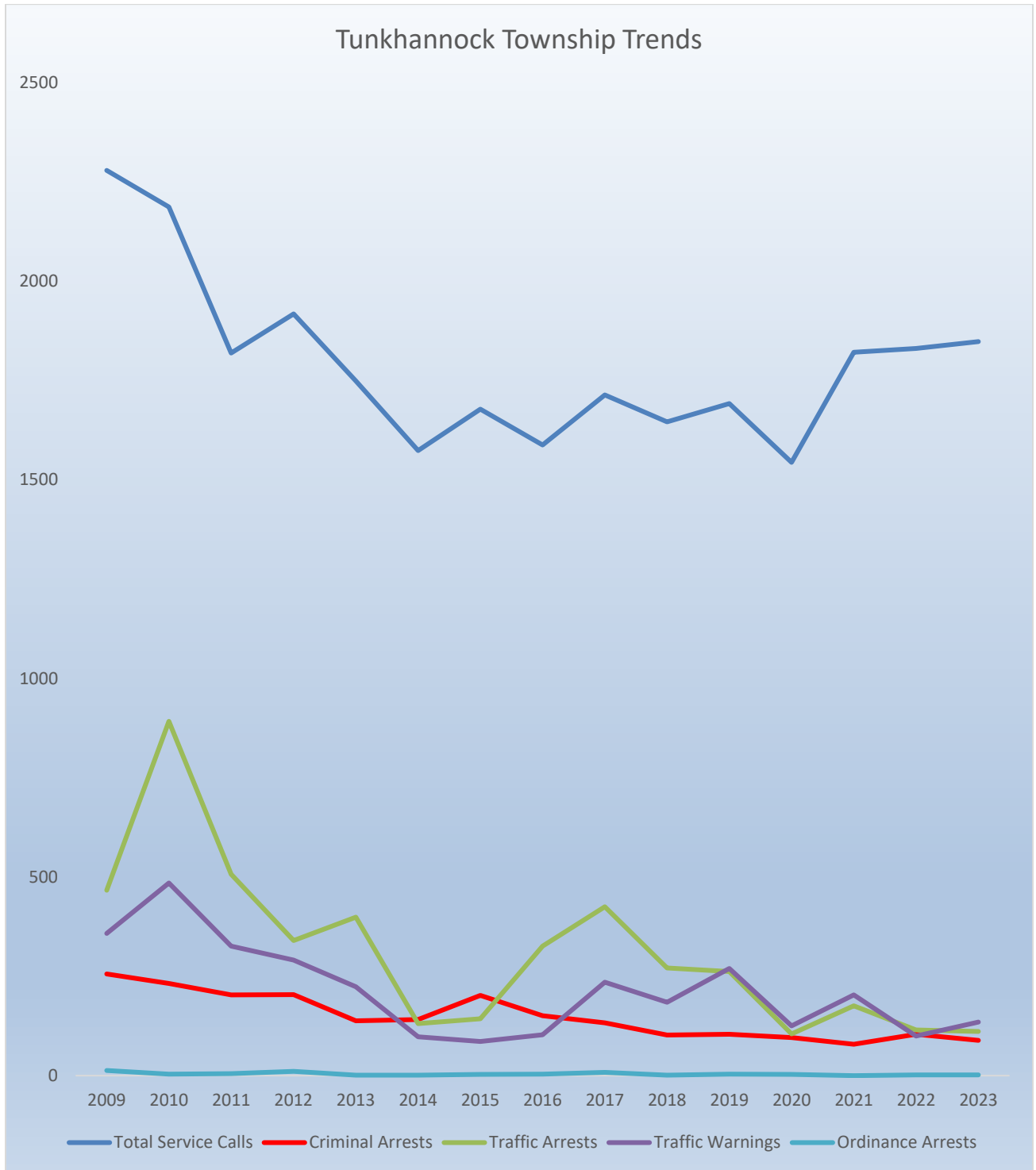
Mount Pocono UCR Trends



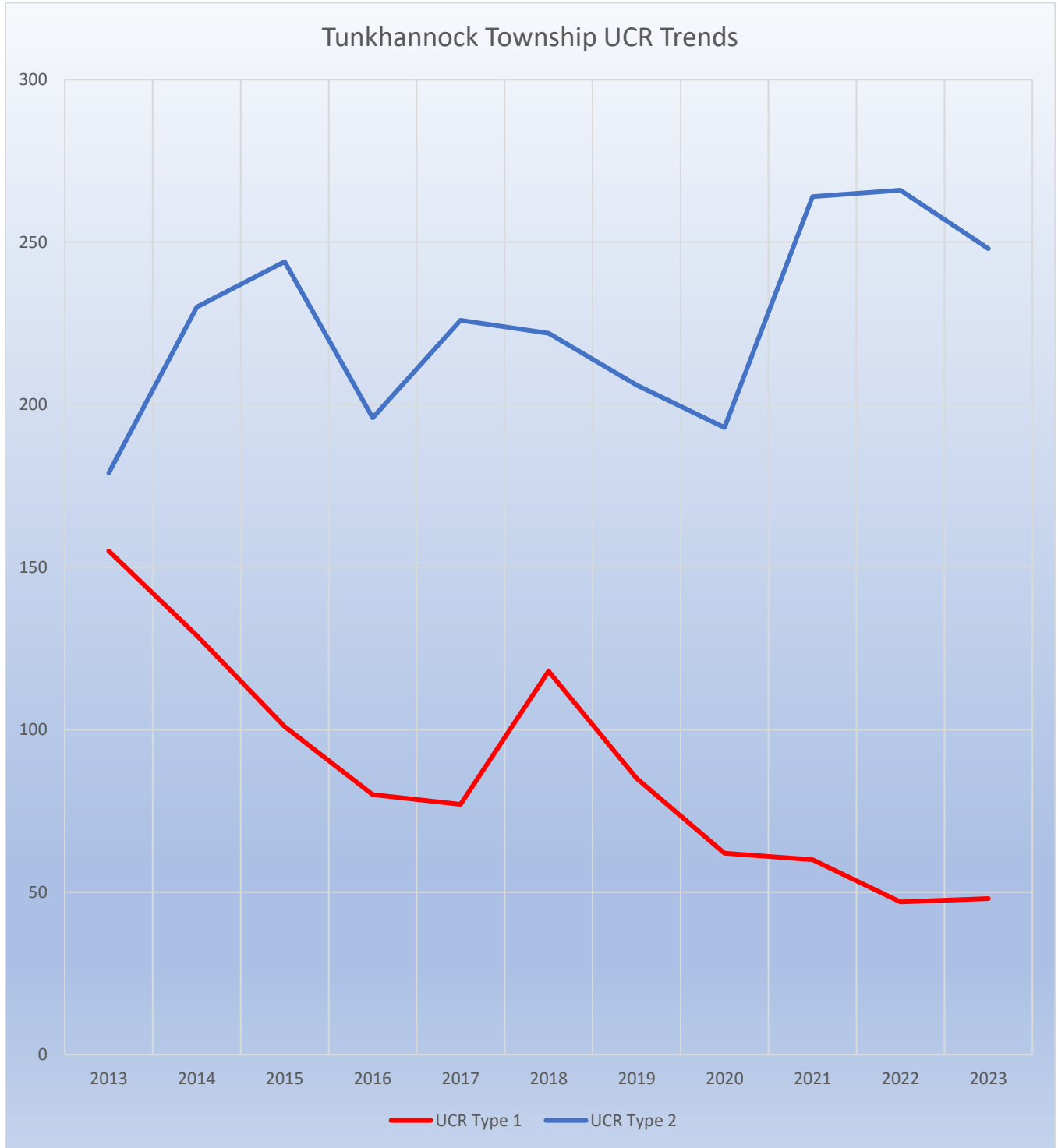
Allocated Time and Trends 2023



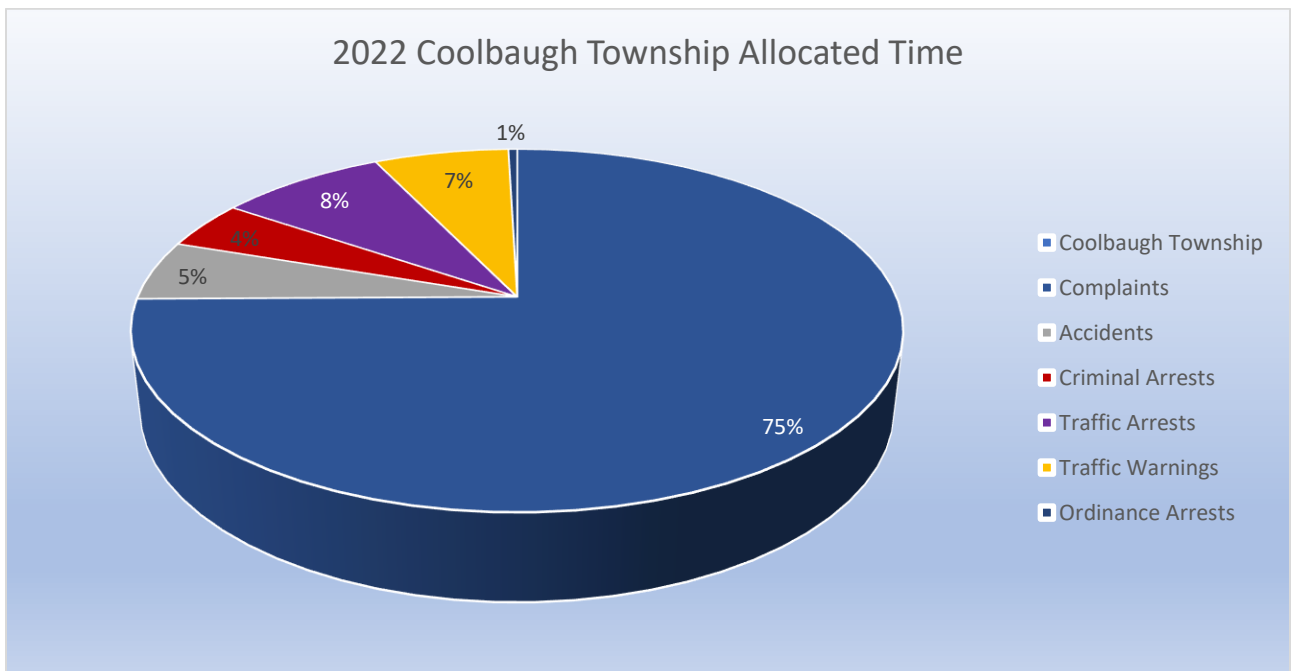
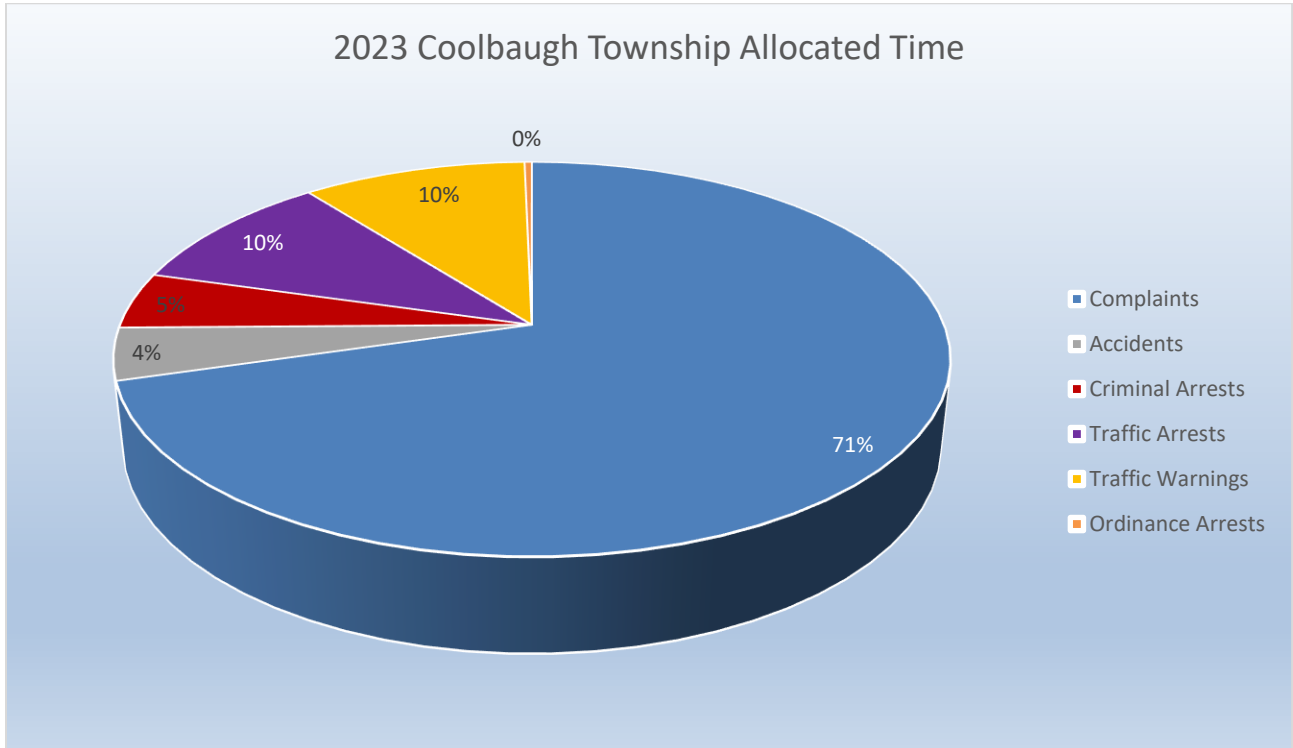
Allocated Time and Trends



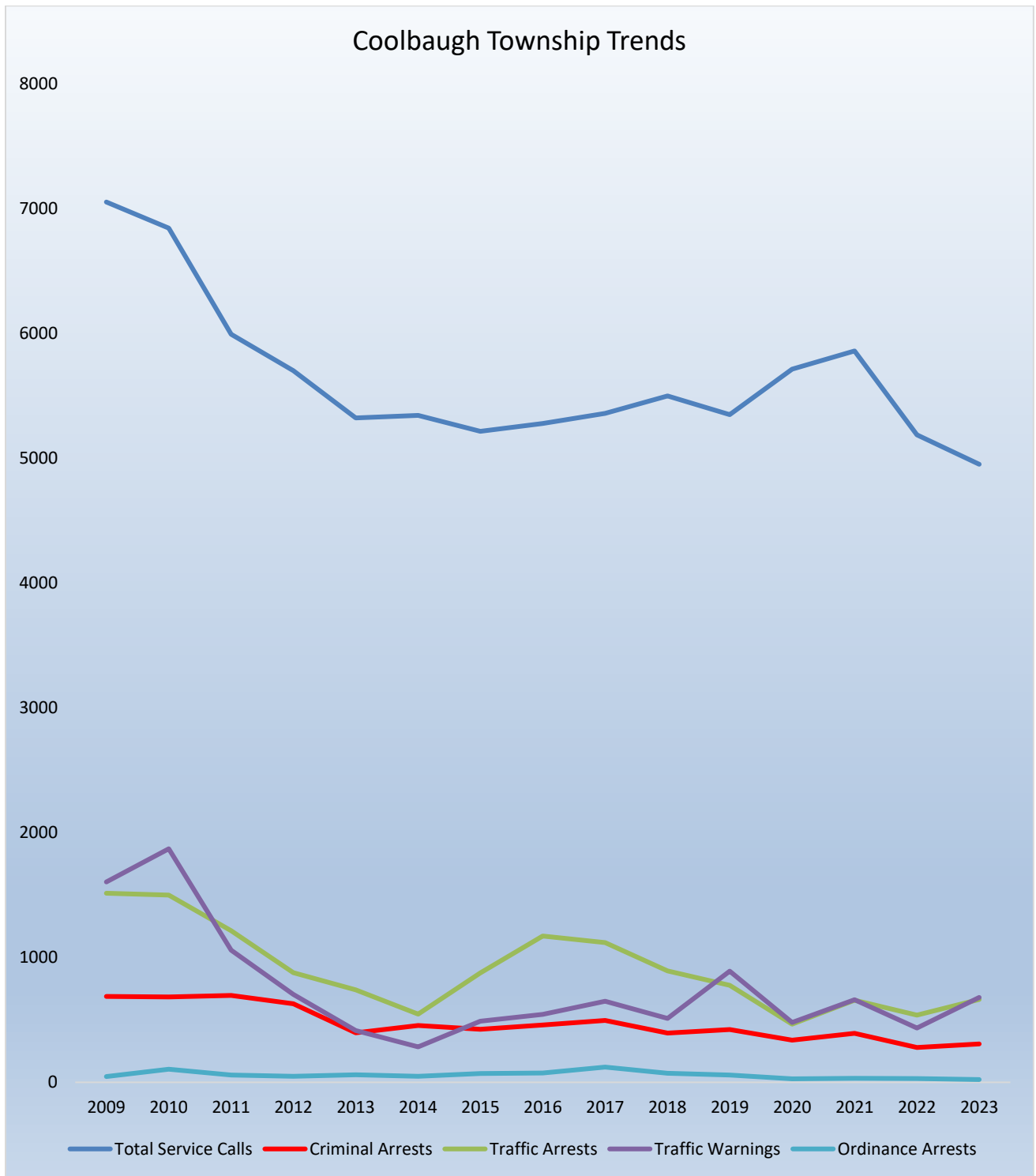
Allocated Time and Trends 2023



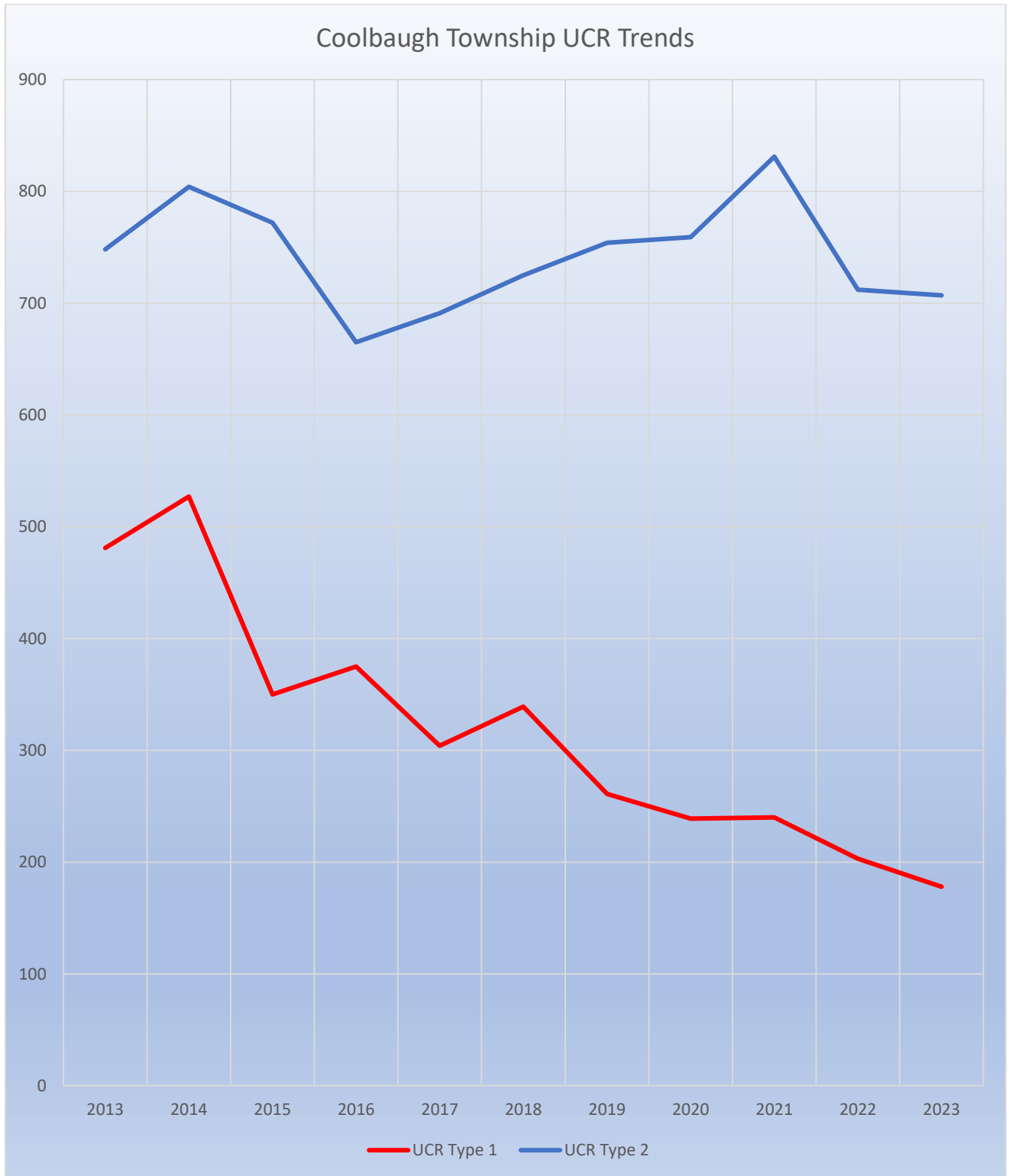
Allocated Time and Trends 2023



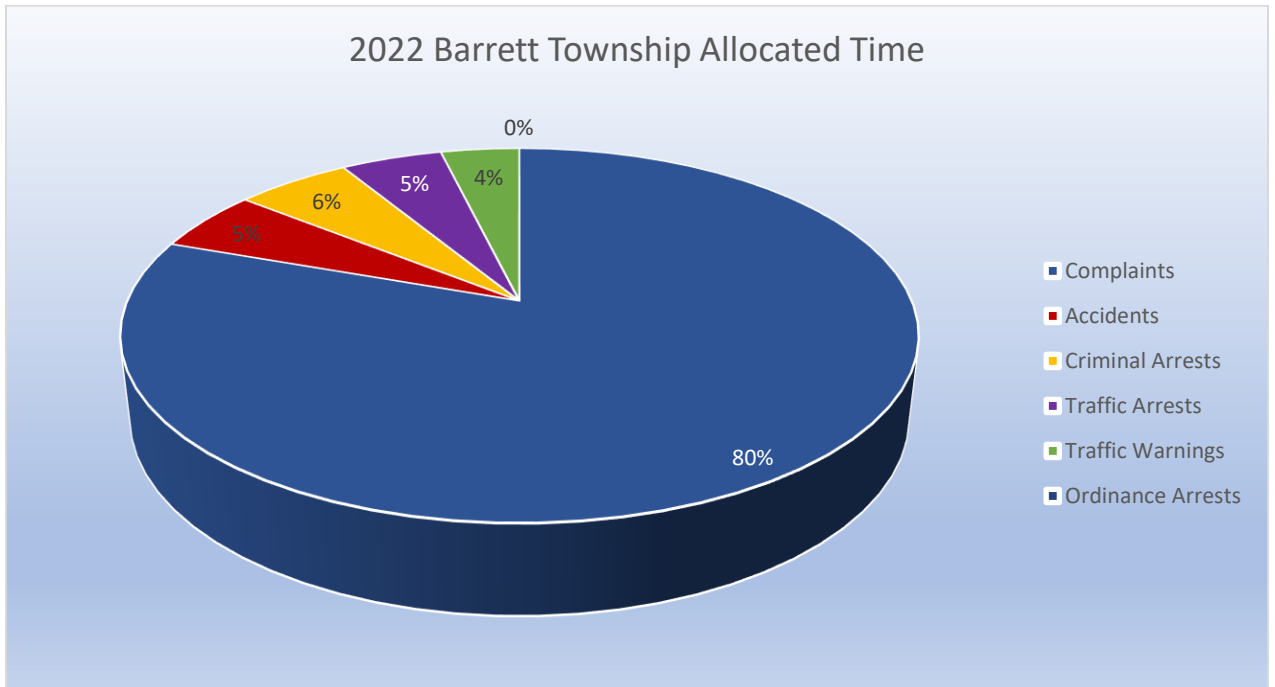
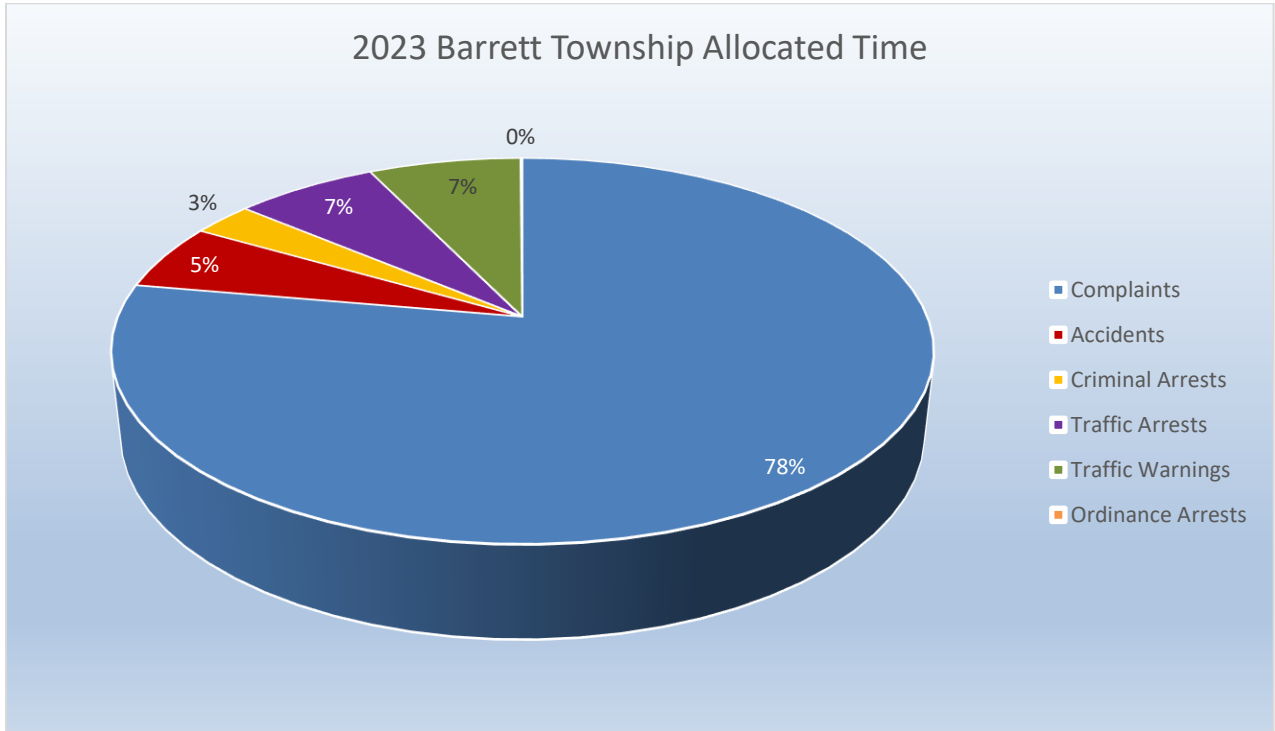
Allocated Time and Trends



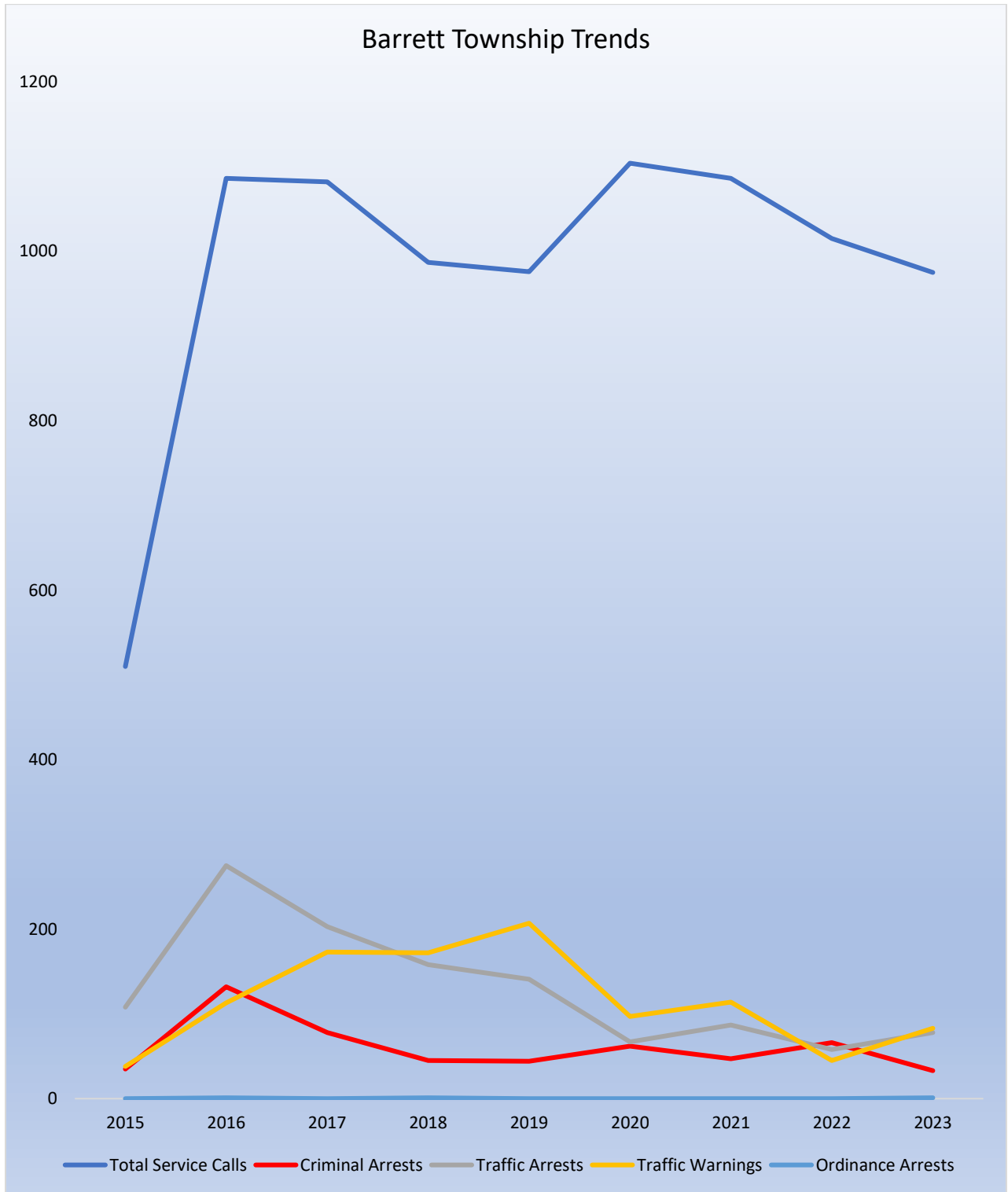
Allocated Time and Trends 2023



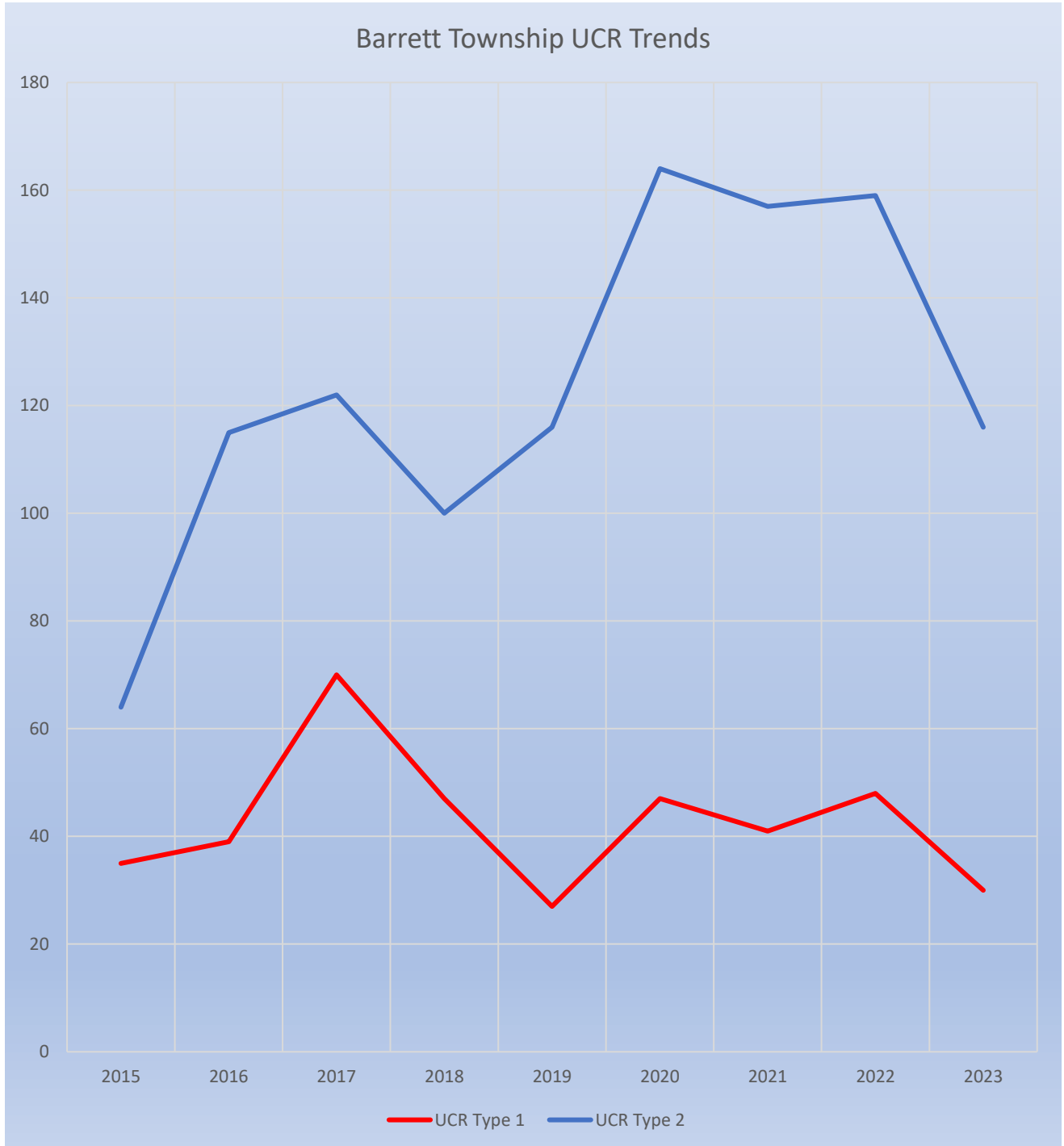
Allocated Time and Trends 2023



Allocated Time and Trends



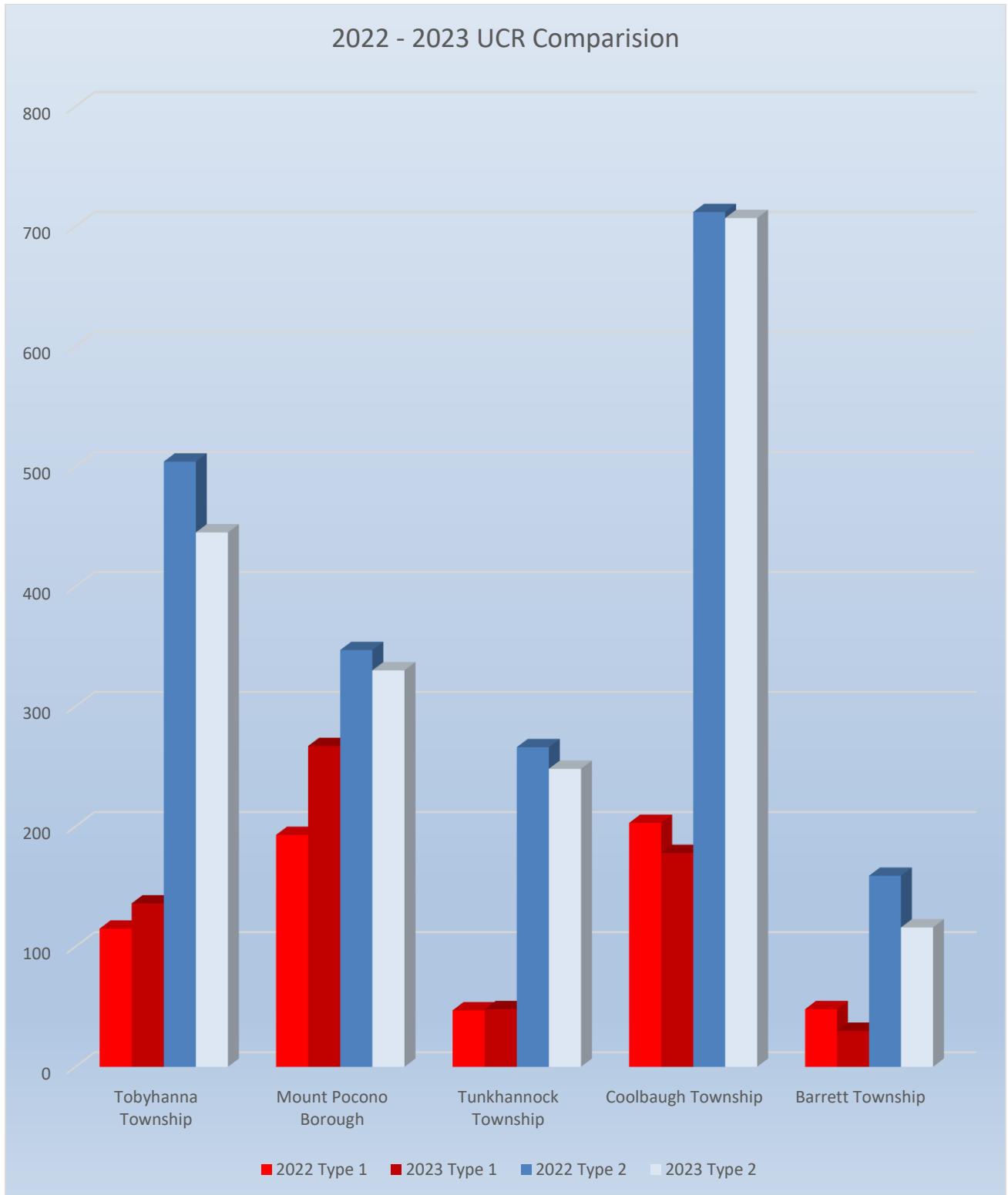
Allocated Time and Trends 2023



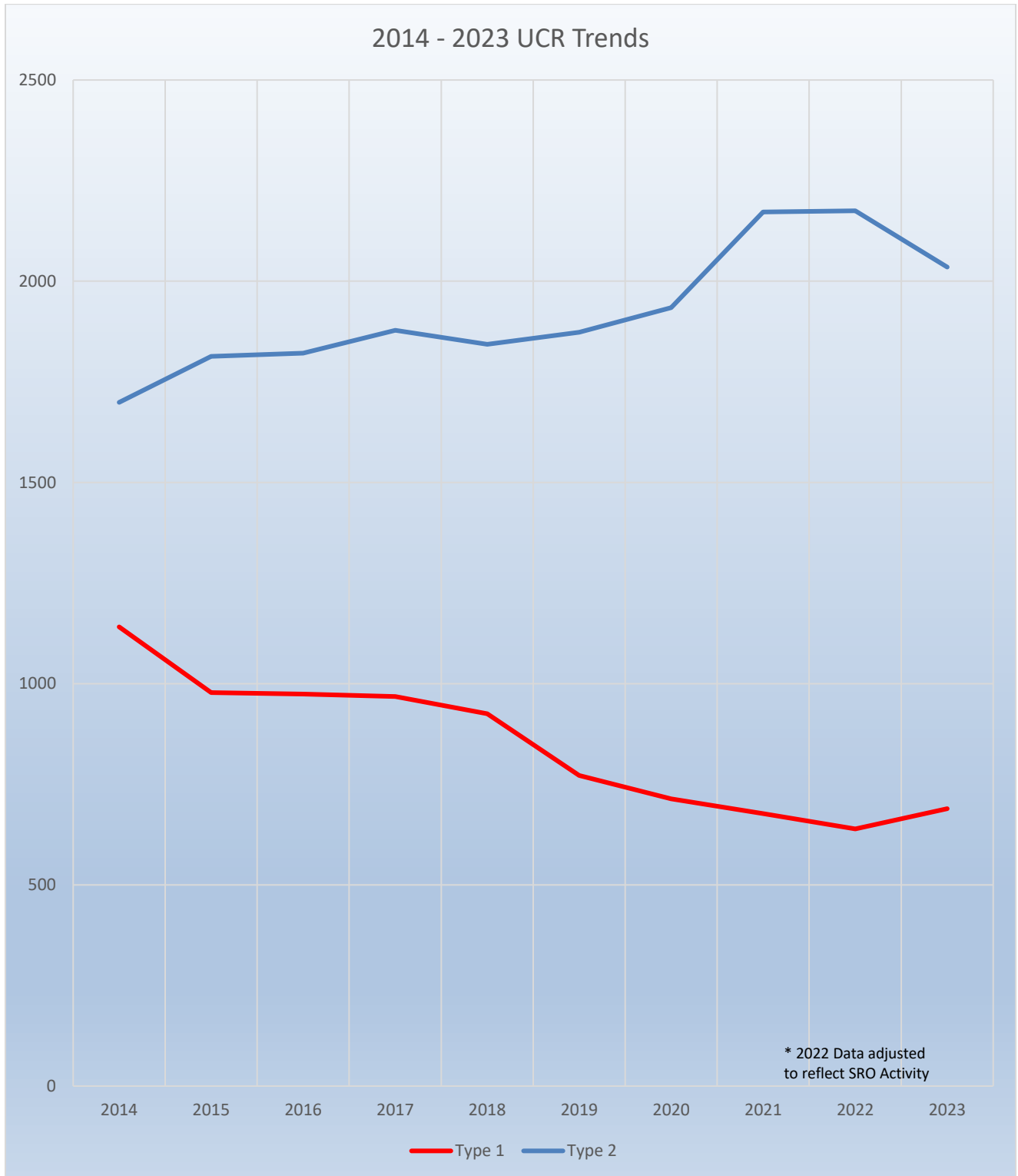
2023 UCR Data

	DEPART TOTAL	TOBY	TUNK	Mount Pocono	COOL	BAR
Homicide	7	1	1	2	1	2
Rape	14	6	1	3	3	1
Robbery	4	1	1	0	1	1
Assaults	129	23	17	16	65	8
Burglary	52	13	6	9	15	9
Larceny - Thefts	441	91	22	231	89	8
Stolen Vehicles	8	1	0	6	1	0
Arson	4	0	0	0	3	1
Forgery	13	3	0	3	6	1
Fraud	210	36	29	37	91	16
Embezzlement	1	0	0	0	1	0
Stolen Property	5	2	0	1	2	0
Vandalism	98	18	16	7	50	7
Weapons	34	12	2	6	12	2
Prostitution	0	0	0	0	0	0
Sex Offenses	76	26	5	8	30	5
Drug Violations	96	18	23	21	31	3
Gambling	0	0	0	0	0	0
Offenses Family	47	3	8	4	23	8
DUI	93	36	12	16	22	7
Liquor Laws	6	2	1	1	2	0
Drunkenness	29	15	4	4	6	0
Disorderly Conducts	572	143	62	138	206	23
All Others	575	131	86	84	225	44
UCR TOTALS	2724	581	296	597	885	146

2022 – 2023 UCR Data

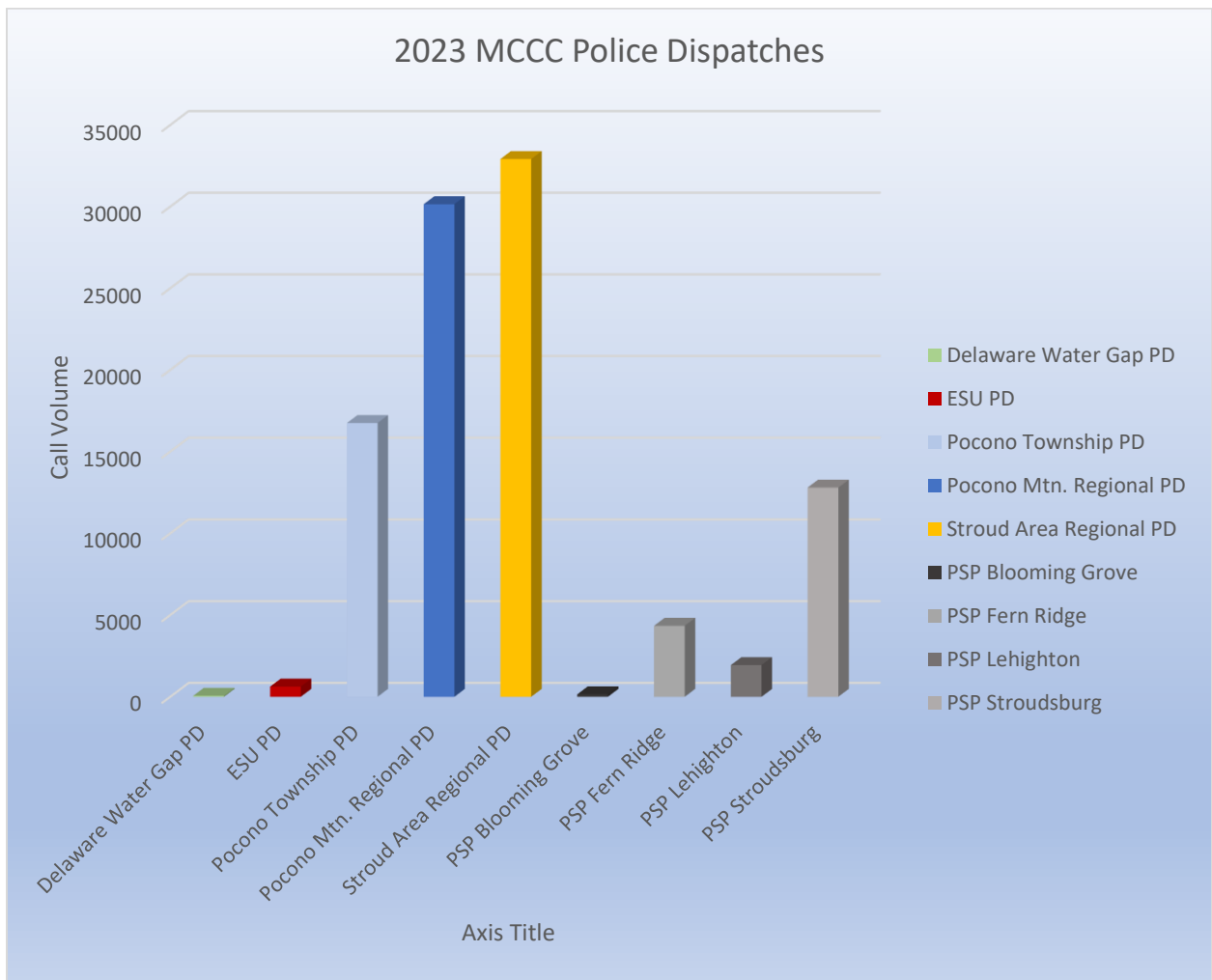


2014 – 2023 UCR Data

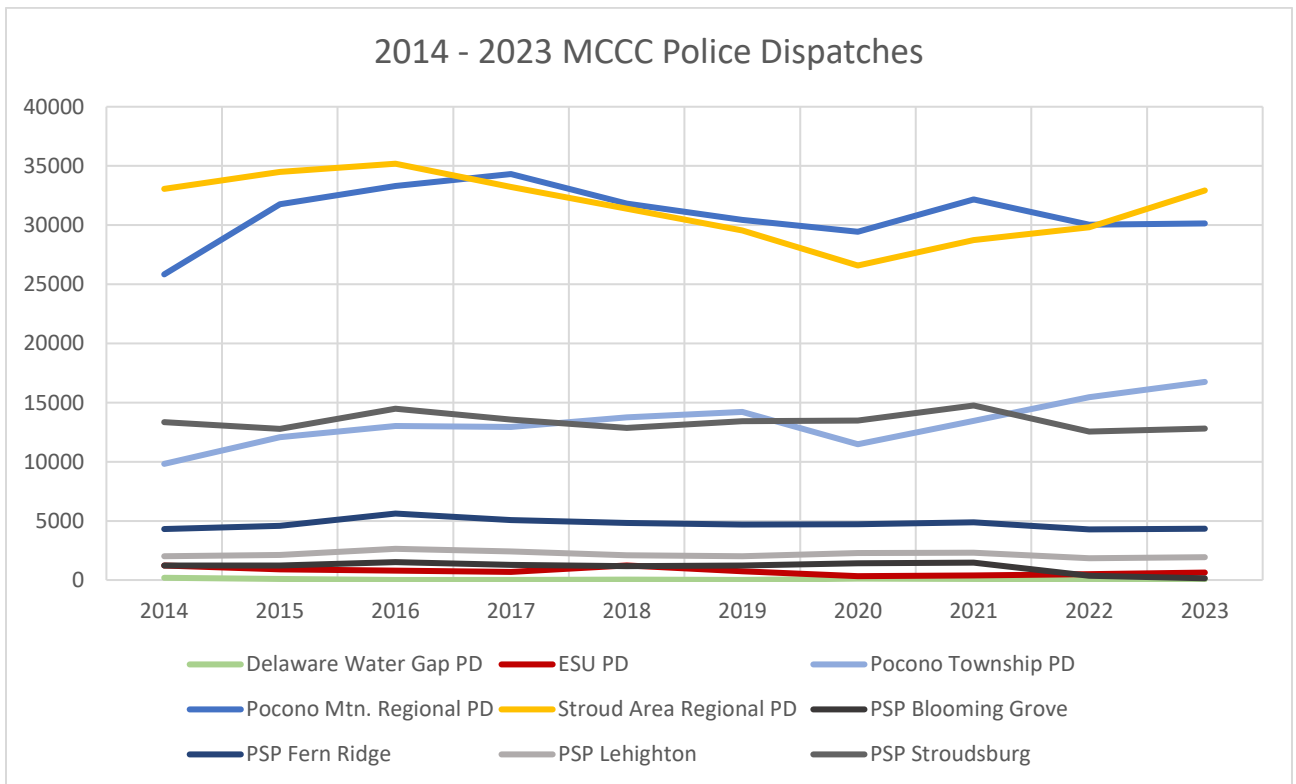
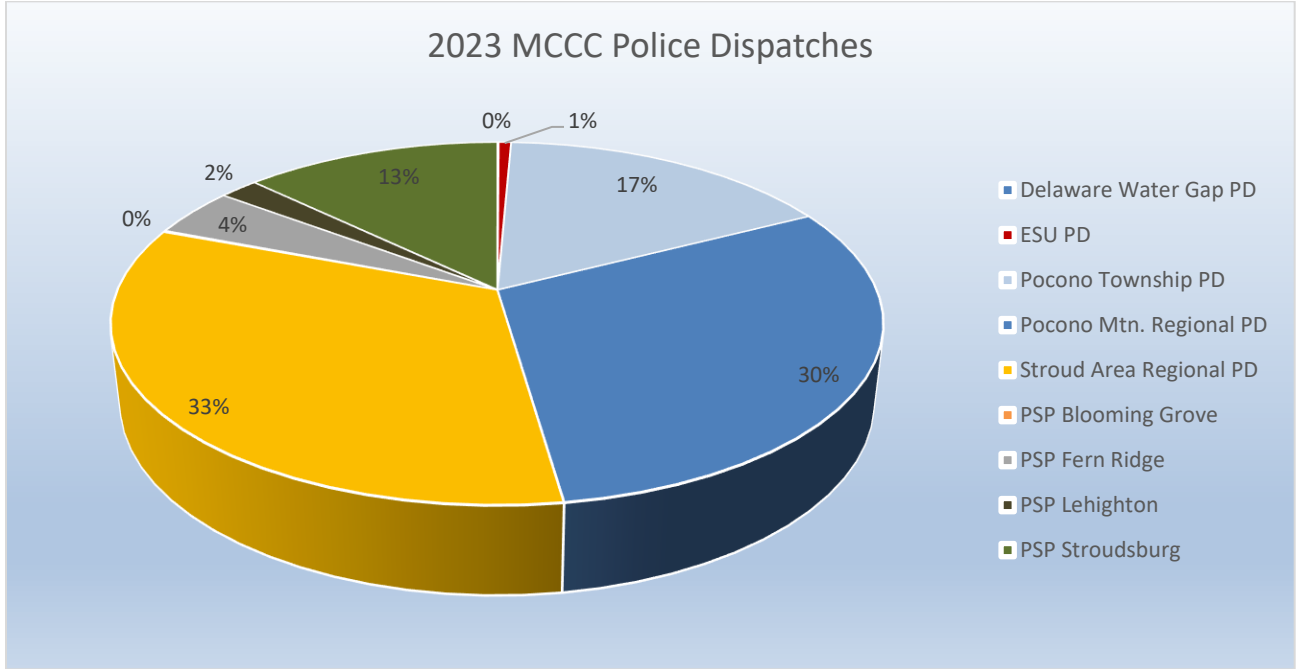


Monroe County Control Center 2023 Police Statistics

Department	2023 Calls Reported
Delaware Water Gap Police	58
East Stroudsburg University Police	622
Pocono Township Police	16746
Pocono Mountain Regional Police	30147
Stroud Area Regional Police	32913
PA State Police Blooming Grove	148
PA State Police Fern Ridge	4344
PA State Police Lehighnton	1938
PA State Police Stroudsburg	12797



Monroe County Control Center 2023 Police Statistics



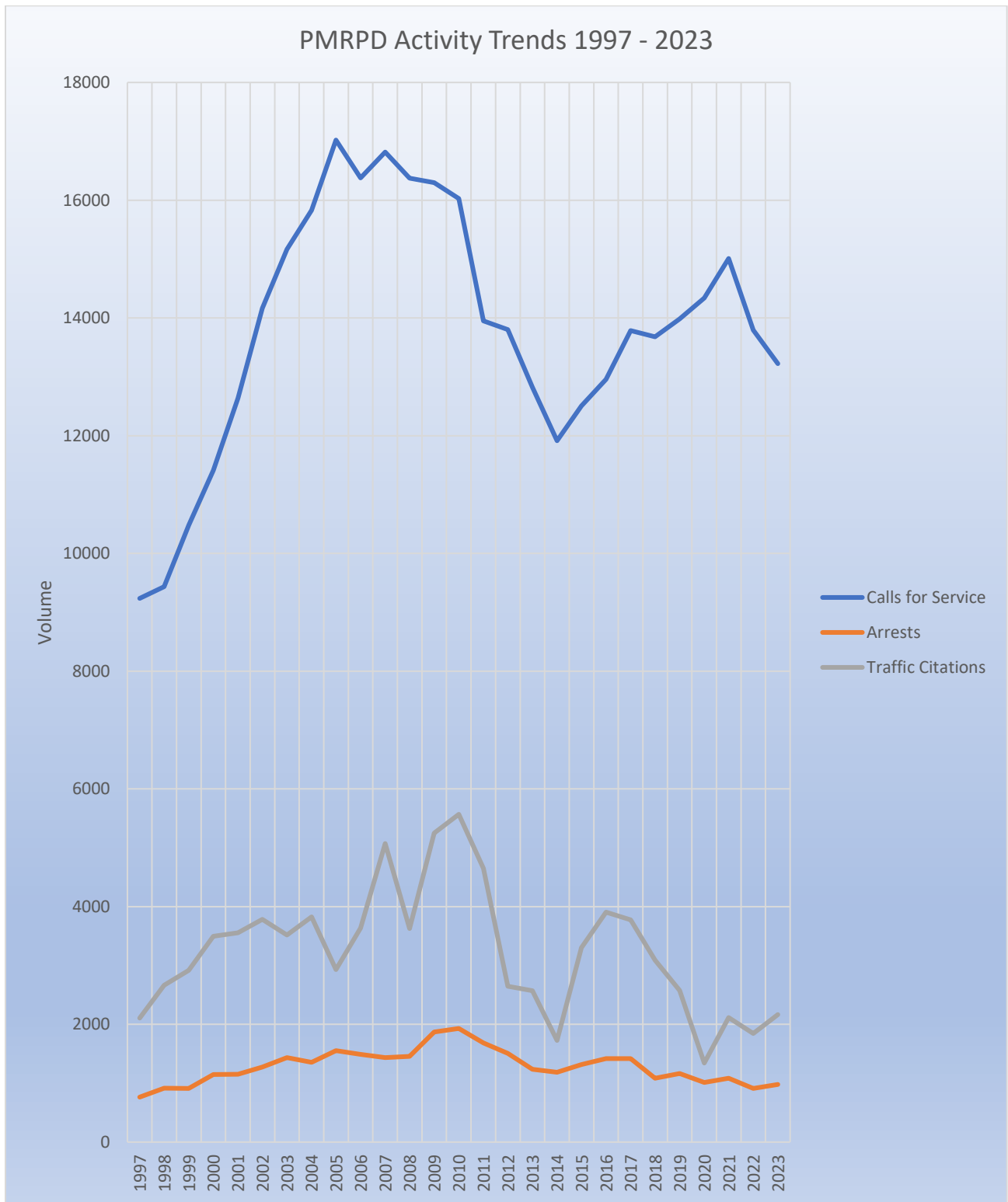
PMRPD Analysis

1997 – 2023

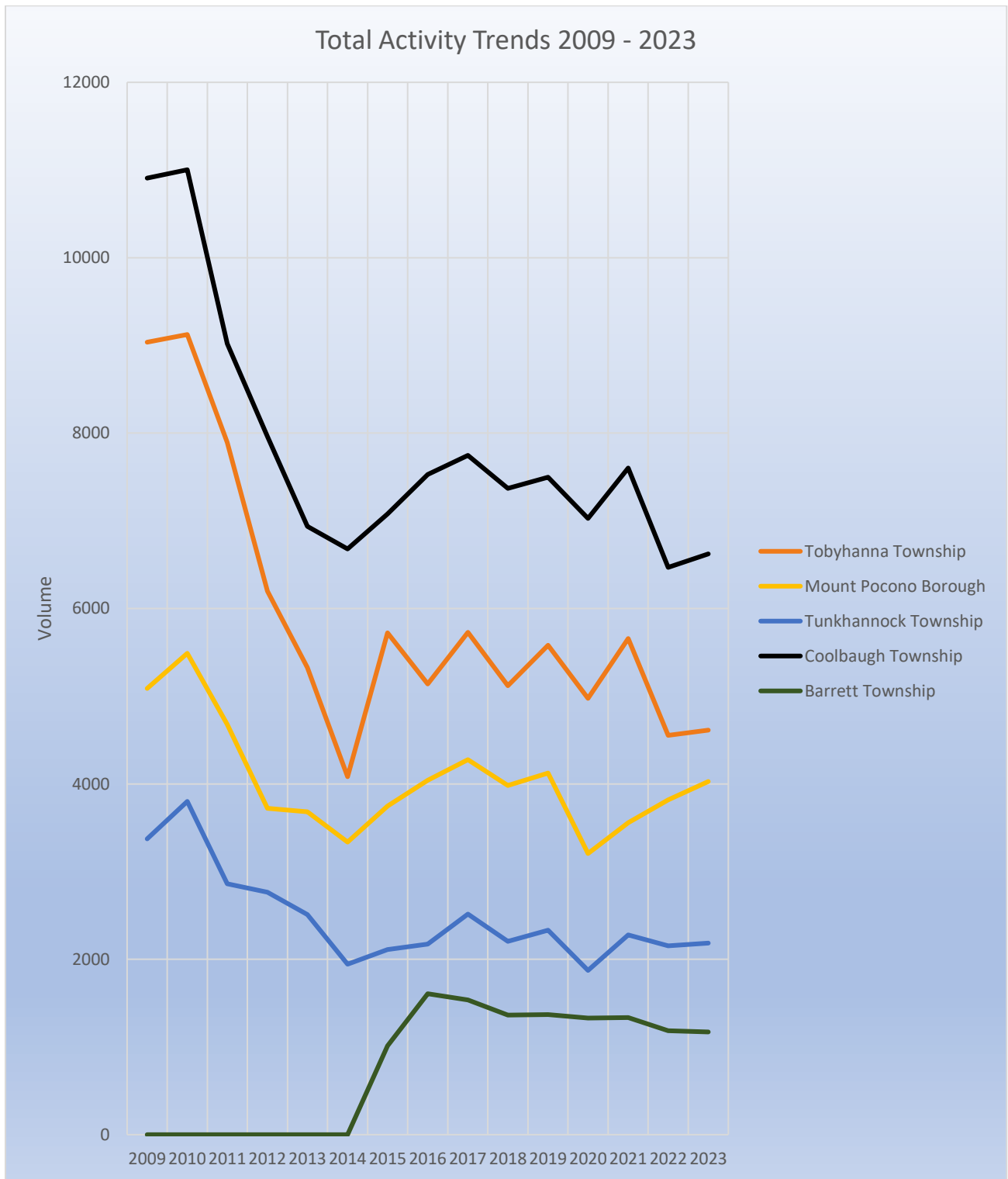
YEAR	CALLS FOR SERVICE	CRIMINAL ARRESTS	TRAFFIC CITATIONS	BILLABLE OFFICERS	UNITS	PPU	BUDGET	TOTAL OFFICERS	CBA Raises	Total court Disbursements
1997	9236	764	2105	26	104	17,831	2,100,570	28		\$ 4,529.36
1998	9436	914	2664	28	112	17,997	2,385,562	30		\$ 90,034.70
1999	10479	911	2917	29	116	19,427	2,642,343	31	\$1,250	\$ 108,155.40
2000	11411	1149	3498	30	120	20,660	2,868,278	32	\$1,250	\$ 122,749.10
2001	12635	1154	3555	30	120	23,033	3,135,498	32	\$1,250	\$ 116,149.25
2002	14164	1275	3782	31	124	26,602	3,711,484	33	7.5%	\$ 116,843.24
2003	15166	1436	3516	32	128	28,386	4,060,456	35	3.5%	\$ 110,093.54
2004	15831	1354	3825	32	128	28,906	4,163,863	35	7%	\$ 110,911.49
2005	17022	1553	2930	33	132	32,582	4,879,154	36	5.2%	\$ 93,145.91
2006	16379	1492	3635	34	136	33,267	5,112,597	37	1%	\$ 111,678.86
2007	16818	1436	5073	35	140	32,751	5,193,331	38	4%	\$ 145,945.56
2008	16376	1457	3629	37	148	33,094	5,545,580	40	4%	\$ 140,188.22
2009	16299	1871	5248	40	160	32,084	5,823,030	44	4%	\$ 175,080.40
2010	16028	1930	5568	40	160	31,699	6,007,999	44	4%	\$ 178,282.98
2011	13950	1683	4648	39	156	32,214	6,088,699	43	2%	\$ 144,002.80
2012	13802	1505	2648	35	140	34,463	5,721,404	39	3%	\$ 116,137.88
2013	12824	1236	2571	34.5	138	35,049	5,756,983	38	3%	\$ 98,478.49
2014	11916	1184	1726	32	128	37,787	5,627,573	36	0%	\$ 75,877.04
2015	12507	1315	3300	35	140	40,332	5,392,174	40	1%	\$ 94,464.58

YEAR	CALLS FOR SERVICE	CRIMINAL ARRESTS	TRAFFIC CITATIONS	BILLABLE OFFICERS	UNITS	PPU	BUDGET	TOTAL OFFICERS	CBA Raises	Total court Disbursements
2016	12957	1420	3904	35	140	40,930	5,730,262	40	2%	\$123,339.33
2017	13786	1419	3777	36	144	41,301	5,947,357	41	3%	\$105,204
2018	13678	1083	3090	36	144	39,905	5,746,362	41	3%	\$86,910
2019	13983	1167	2575	37	148	40,751	6,031,153	44	3%	\$78,047
2020	14339	1014	1343	37	148	41,566	6,151,901	44	3%	\$57,790
2021	15010	1083	2114	38	152	40,994	6,231,163	45	3%	\$63,746
2022	13792	913	1844	40	160	42,137	6,742,007	47	3.5%	\$56,240
2023	13222	977	2168	40	160	47,503	7,600,511	44	5%	65,139.94

PMRPD Activity Trends



PMRPD Activity Trends



State Funded Programs

Aggressive Driving / Smooth Operator/ Liquor Control Grant

Program	Dollars Received
Aggressive Driving / Smooth Operator	\$ 27,747.87
LCE Grant	\$ 0
DUI	\$ 1,077.21

Extra Duty Details

Extra duty details are conducted from time to time to accommodate businesses, community events and other activities where additional security has been identified as a need by the requesting organization. These details are quoted at the department extra-duty rate. Once approved, the details are optional and fulfilled via officers volunteering during their time off hours. The amount paid to the department in 2023 for extra-duty details was \$100,328.55

MONEY DISBURSED THROUGH PARKING VIOLATIONS AND ALARM FINES 2012 THROUGH 2023

Tobyhanna Township	2012	2013	2014	2015	2016	2017	2018	2019	2020
Parking Violations	925.00	490.00	350.00	3,750	1,850	950.00	330.00	650.00	200.00
Alarm Violations	125.00	300.00	225.00	100	625	200.00	475.00	125.00	500.00
Total	1,050.00	790.00	575.00	3,850	2475	1,150	805.00	775.00	700.00

Tobyhanna Township	2021	2022	2023
Parking Violations	300.00	0.00	150.00
Alarm Violations	200.00	200.00	125.00
Total	500.00	200.00	275.00

Mount Pocono	2012	2013	2014	2015	2016	2017	2018	2019	2020
Parking Violations	700.00	2,775.00	1,575.00	8,650	7,075	5,350.00	2,150	2,350.00	1,450.00
Alarm Violations	50.00	250.00	350.00	50	25	475.00	625	900.00	650.00
Total	750.00	3,025.00	1,925.00	8,700	7,100	5,825	2,775.00	3,250.00	2,100.00

Mount Pocono	2021	2022	2023
Parking Violations	1,400.00	800.00	2,775
Alarm Violations	525.00	575.00	875.00
Total	1,925.00	1,375.00	3,650

FUNDS DISBURSED THROUGH PARKING VIOLATIONS AND ALARM FINES 2012 THROUGH 2023

Tunkhannock Township	2012	2013	2014	2015	2016	2017	2018	2019	2020
Parking Violations	100.00	0	0	0	0	0	50	0	0
Alarm Violations	100.00	100.00	75.00	0	25.00	100.00	25	50.00	100.00
Total	200.00	100.00	75.00	0	25.00	100.00	75	50.00	100.

Tunkhannock Township	2021	2022	2023
Parking Violations	0	0	0
Alarms	50.00	50.00	25.00
Total	50.00	50.00	25.00

Coolbaugh Township	2012	2013	2014	2015	2016	2017	2018	2019	2020
Parking Violations	1150	1050	815.00	1750	1800	3250	1450	1,500	300
Alarm Violations	50	625	850.00	0	275	800	1075	825	950
Total	1200	1675	1665	1750	2075	4050	2,525	2,325	1,250

Coolbaugh Township	2021	2022	2023
Parking Violations	150.00	400.00	200.00
Alarms	900.00	300.00	250.00
Total	1050.00	700.00	450.00

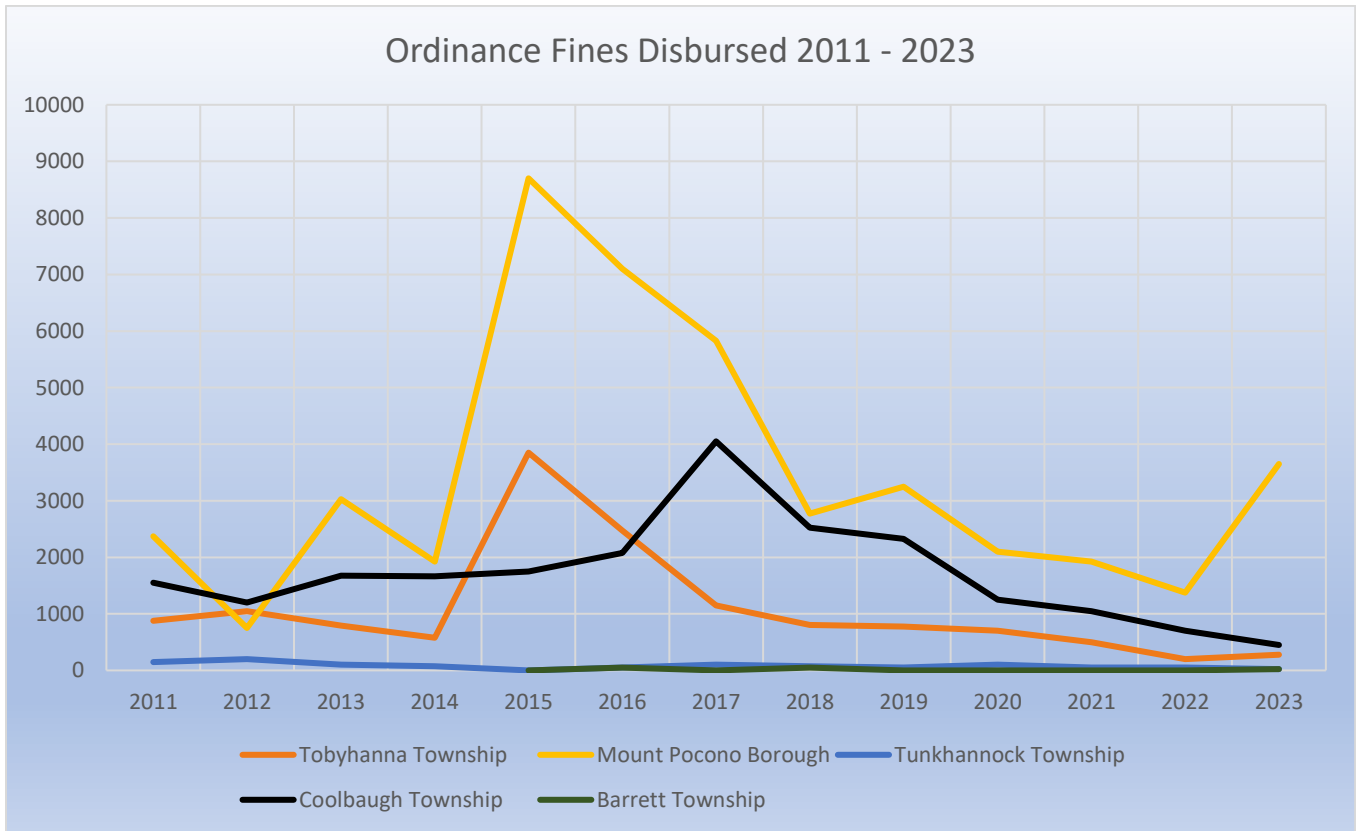
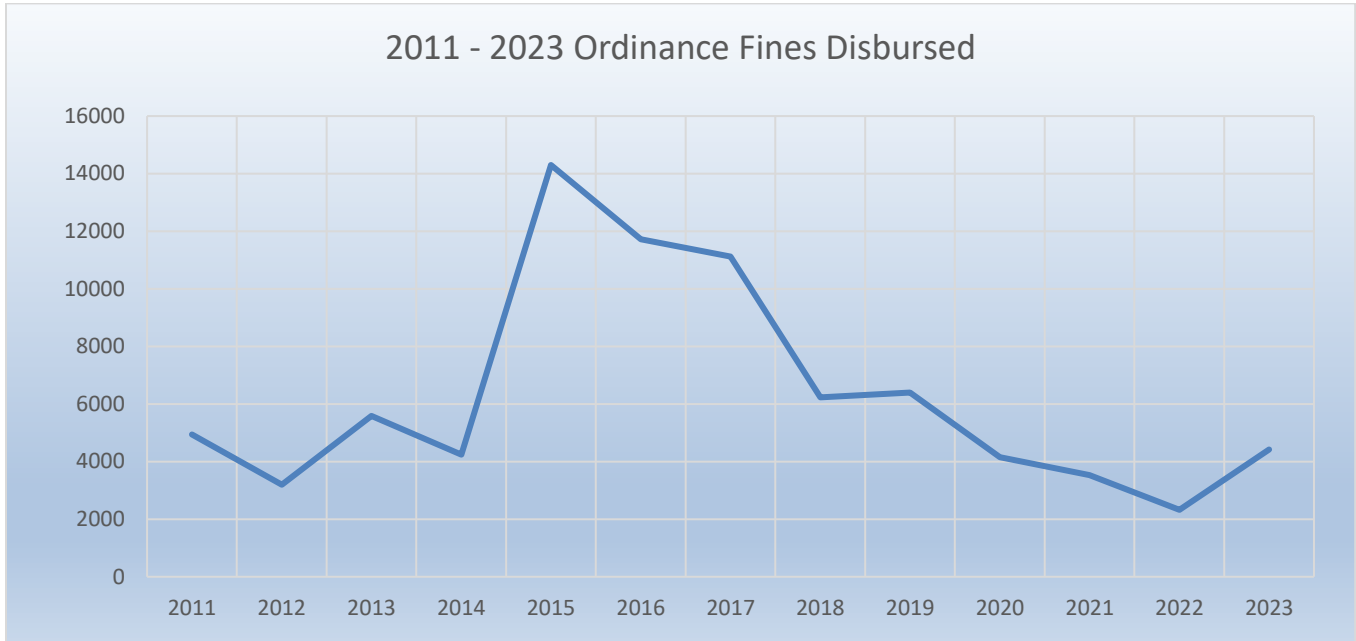
FUNDS DISBURSED THROUGH PARKING VIOLATIONS AND ALARM FINES 2012 THROUGH 2023

Barrett Township	2012	2013	2014	2015	2016	2017	2018	2019	2020
Parking Violations				0	0	0	0	0	0
Alarm Violations	-	-	-	0	50.00	0	50	0	0
Total	-	-	-	0	0	0	0	0	0

Barrett Township	2021	2022	2023
Parking Violations	0	0	0
Alarm Violations	0	0	25.00
Total	0	0	25.00

	Parking	Alarm
2023 Totals	3,125	1,300

Ordinance Disbursements



2023 Fleet

Unit	Y/M/M	Purchased	2023 Mileage	Total Mileage	2023 Cost	Total Cost
1	2017 Ford Explorer	6/2017	23,272	145,997	\$2,959.17	\$10,162.40
2	2021 Ford Utility	7/2021	42,814	100,541	\$2,056.41	\$2,731.24
3	2023 Ford Utility	3/23	30,022	30,022	\$201.82	\$201.82
4	2020 Ford Explorer	7/2020	5,797	98,465	\$643.48	\$2,408.07
5	2020 Ford Explorer	9/2020	30,534	97,420	\$770.88	\$2,408.07
6	2022 Ford Utility	8/2022	21,378	28,648	\$173.11	\$2,123.61
7	2022 Ford Utility	8/2022	29,067	38,838	\$162.53	\$235.74
8	2022 Ford Utility	8/2022	36,781	49,912	\$1,087.40	\$1,166.12
9	2020 Ford Explorer	12/2019	9,315	111,995	\$611.55	\$2,669.35
10	2017 Ford Explorer	4/2018	14,827	86,685	\$1,052.68	\$3,912.78
11	2015 Dodge Ram	6/2015	1,904	77,019	\$32.42	\$2,173.68
12	2022 Ford Utility	8/2022	24,270	30,021	\$147.15	\$171.03
14	2021 Ford Utility	7/2021	38,281	77,019	\$1,577.46	\$2,099.62
15	2020 Ford Explorer	12/2019	31,735	102,303	\$892.37	\$2,858.96
16	2020 Ford Explorer	7/2020	9,400	86,381	\$314.63	\$2,422.53
17	2020 Ford Explorer	12/2019	8,266	93,501	\$366.00	\$1,731.92
18	2020 Ford Explorer	12/2019	23,999	122,187	\$943.49	\$4,244.72
20	2021 Ford Utility	6/2021	33,525	74,421	\$1,144.63	\$1,618.89
21	2021 Ford Utility	6/2021	20,338	65,048	\$449.32	\$1,010.89
22	2021 Ford Utility	7/2021	34,575	85,956	\$1,423.74	\$2,135.23
38	2018 Harley Davidson	8/2018	210	4,487	\$33.02	\$767.68
39	2018 Harley Davidson	8/2018	445	6,321	\$105.24	\$585.87
*40	UC	5/2016	3,516	151,062	\$167.71	\$1,426.67
40	UC	11/23	3,675	3,675	\$0	\$0
*41	UC	2/2018	1,661	113,017	\$0	\$1,866.64
41	UC	3/2023	14,445	48,635	\$66.53	\$66.53
42	UC	11/2022	18,664	21,388	\$339.05	\$339.05
43	UC	10/2017	12,591	102,350	\$421.84	\$2,832.83
44	UC	2/2018	11,266	90,415	\$315.27	\$1,497.16
45	UC	7/2015	10,987	129,348	\$765.51	\$3,477.81
46	UC	8/2016	12,929	120,257	\$1,409.88	\$5,405.34
47	UC	12/19	19,572	90,880	\$146.44	\$1,277.07
48	UC	1/2017	4,301	112,051	\$591.11	\$3,060.29
49	UC	4/2019	13,464	62,348	\$283.43	\$844.43
60	2006 Ford E350	4/2010	373	70,801	\$118.23	\$1,871.02
61	2022 Ford Transit Van	7/2022	3,958	6,188	\$31.41	\$31.41
62	2011 Ford F550	4/2011	228	8,152	\$15,572.19	\$17,066.44
77	UC	7/2020	6,775	108,863	\$288.65	\$1,377.14
78	UC	8/2020	13,193	46,303	\$395.06	\$1,604.81

2023 Fleet

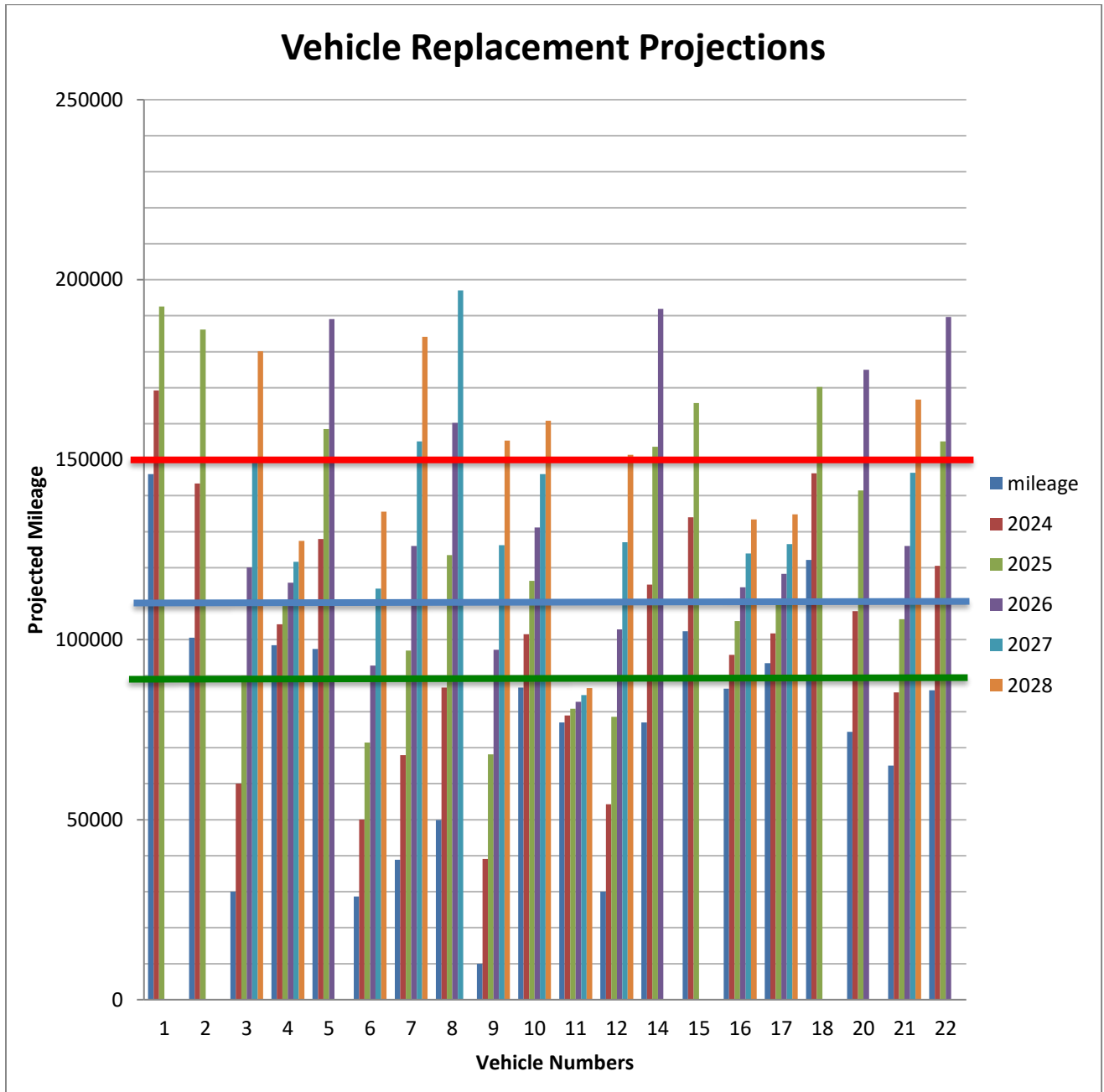
Unit	Y/M/M	Purchased	2023 Mileage	Total Mileage	2023 Cost	Total Cost
*79	UC	1/2017	6,085	102,477	\$40.04	\$2,732.07

* Decommissioned

Annual Miles 15,000 - 25,000 Miles > 25,000 Miles
 Total Miles 90,000 - 110,000 / 110,001 - 120,000 / > 120,001
 Annual Costs \$1,000 - \$2,000 Costs > \$2,000 Costs
 Total Costs \$2,000 - \$5,000 / > \$5,000



Fleet Projections



Industry Standards for replacement of Police Patrol Sedans is between 90,000 - 120,000 Miles. For sport utility vehicles and trucks, the replacement schedule is 120,000 - 150,000 miles. 150,000 miles is an advised maximum threshold. Recommended annual mileage is 20,000 or less.

2023 Fleet

Marked Replacement Vehicle Projections:

2024: 4 vehicles: 4 Replacements

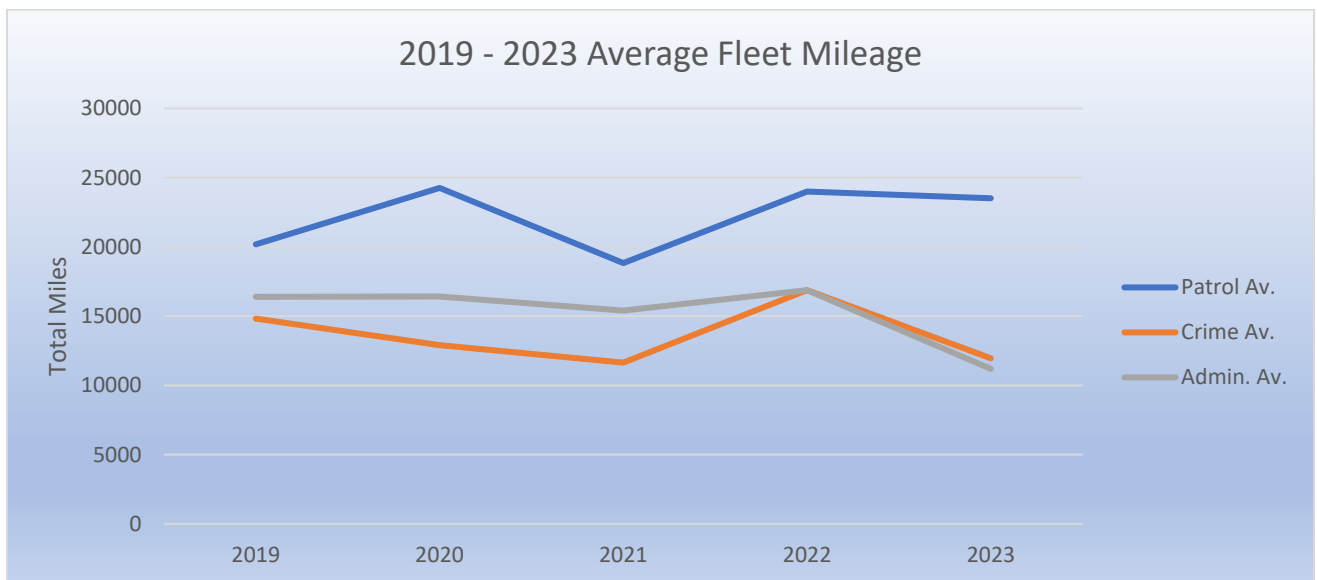
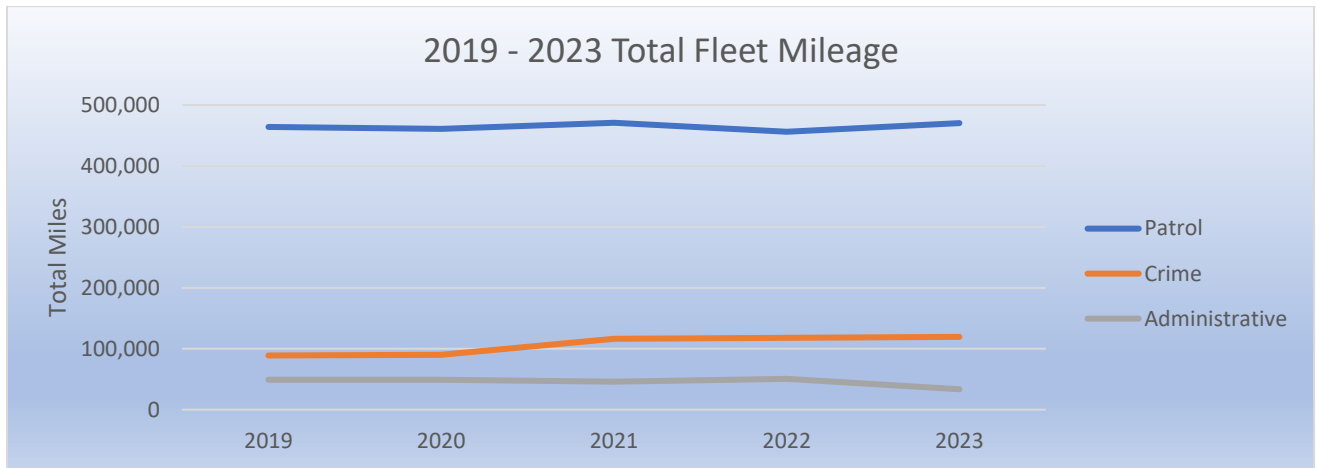
2025: 4 vehicles: 4 Replacements

2026: 4 vehicles: 4 Replacements

2027: 1 vehicles: 1 Replacements

2027: 5 vehicles: 5 Replacements

Patrol Vehicles	Undercover Vehicles	Administrative Vehicles	Special Service Vehicles
470,100 miles	119,531 miles	33,584 miles	5,214 miles
Average mileage	Average mileage	Average mileage	Average mileage
23,505	11,953 miles	11,194 miles	1,042





In 1998, Governor Tom Ridge established the Pennsylvania regional counter terrorism task force system. The Pocono Mountain Regional Police have been active in the Northeast Pennsylvania Counter Terrorism Task Force (NEPACTTF) since the onset. In 2023, the Pocono Mountain Regional Police continues to be an active participant in the NEPACTTF. The NEPACTTF is one of 9 Homeland security task force regions within Pennsylvania. The NEPACTTF provides all hazards planning for the 9 counties within the region. These counties include Monroe, Lehigh, Northampton, Carbon, Pike, Lackawanna, Luzerne, Wayne and Susquehanna.

Chief Chris Wagner continues in his role as the Law Enforcement Committee Chairman of the NEPACTTF. The NEPACTTF is funded by grants through the Federal Emergency Management Agency and funneled through the Pennsylvania Emergency Management Agency. While federal grant funds continue to decrease, the Pocono Mountain Regional Police still benefits from participation in the organization. In 2023, the NEPACTTF continued to provide equipment and training for the officers of the Pocono Mountain Regional Police.

Pocono Mountain Regional Police Foundation



Board members:

President: **John Lamberton**
Vice-President: **Robert Jones**
Secretary: **Mathew Nero**
Treasurer: **Francis DePiano**
Member: **Chris Wagner**
Member: **Nick Igdalsky**
Member: **David Moyer**
Member: **James Apgar**
Member: **Cathleen Dunn**
Member: **Robert Miller**
Member: **Tracy Fox**

Strong community partnerships are built with a strong Pocono Mountain Regional Police Foundation

Pocono Mountain Regional Police Foundation

In 2023, the Pocono Mountain Regional Police Foundation continued its strong support to the men and women of the Pocono Mountain Regional Police Department. The PMRPF continued in its philanthropic role to supplement the budget by providing needed training, equipment and community engagement above that of allocated budgetary funds. The Foundation also reaches out and takes a role in supporting our community with various contributions and sponsorships.

In 2023, The PMRPF purchased or reimbursed the department \$40,255.54 for the following equipment and fees:

Equipment	Cost
PMRPF Computer	\$541.65
Bike Patrol Equipment (New E Bikes)	\$12,015.15
Stop Stick Kits	\$4,970
Fuming Chamber Supplies	\$441.00
Honor Guard Uniform	\$614.90
CPR Equipment	\$2,775.27
K9 Supplies and Equipment	\$3,525.16
K9 Boarding	\$1,334.00
K9 Veterinarian Fees	\$264
Dues and Fees	Cost
Accreditation Fee	\$1,000.00
NAPWDA	\$50.00
Bike Patrol IMBPA Dues	\$150.00

Pocono Mountain Regional Police Foundation

The PMRPF also engaged in various community outreach initiatives to give back to the community as a whole. These donations included the following:

Philanthropy	Cost
PMSD SADD T-Shirts	\$1,600.00
Police Memorial Week Luncheon	\$380.54
Autism Awareness Seatbelt Straps	\$1,171.87
Halloween Candy	\$300
Golden Junior Badges	\$500
Police Memorial Week Luncheon	\$196
PMR EMS Roundup	\$1,400
Scotty Spreads Joy Foundation	\$1,000
PMSD SADD T-Shirts	\$726
Shop with a Cop	\$5,000
Dunkin Donut Christmas Cards for the Community	\$300.00

The total amount reimbursed by the PMRPF for 2023 totaled **\$26,639.21**

The total dollar amount incurred by the PMRPF was **\$40,255.54**

- Some purchases are made directly from the PMRPF Fund. Some are paid out of the department budget and then reimbursed through the gift. The total gift fund indicates what was reimbursed. The total amount indicates the total funds spent by the PMRPF in support of the Regional Department.

Department of Community and Economic Development Regional Police Data

	Pennsylvania Regional Police Departments Average	Pocono Mountain Regional Police
Full Time Officers	20	41
Population Served	17,832	43,299
Square Miles	49	228
Officers per 1000 Population	1.12	.94
Average Police Budget	\$3,398,524	\$8,286,235
Average Cost per Officer	\$170,000	\$202,103
Average per capital cost	\$190	\$191

- 2022 Data.